


# ANNUAL REPORT



FY18

*career*tech



## VISION

We are securing Oklahoma's future by developing a world-class workforce.

## MISSION

We prepare Oklahomans to succeed in the workplace, in education and in life.

## GOALS

▶ ***Educational Attainment***

Provide Oklahomans with the skills and abilities needed to enter the workforce and postsecondary education.

▶ ***Career Awareness***

Assure Oklahomans have the knowledge and skills to make informed career choices and be better equipped to enter the workforce.

▶ ***Business/Educational Partnerships***

Collaborate with key business and educational partnerships to expand economic development and improve education experiences for students, including diverse perspectives and backgrounds.

▶ ***Agency Operations***

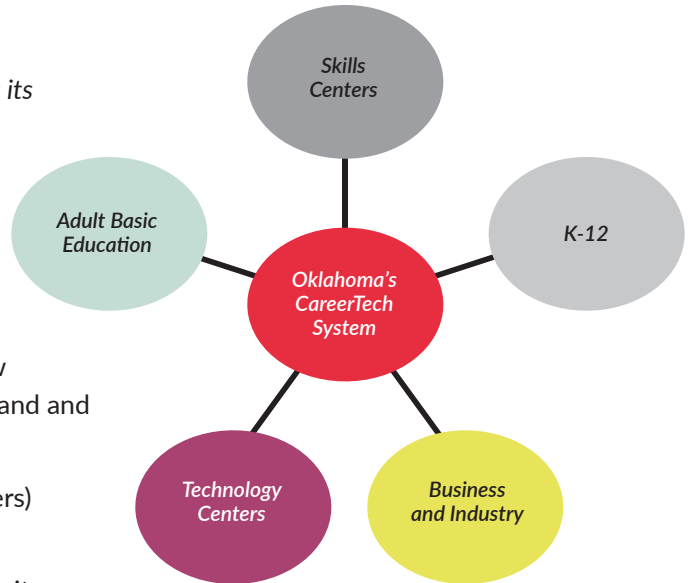
Ensure agency operations and services are effective and efficient in meeting stakeholders' needs and secure resources to maximize our mission.

# SYSTEM OVERVIEW (FY18)

## CAREERTECH DELIVERS

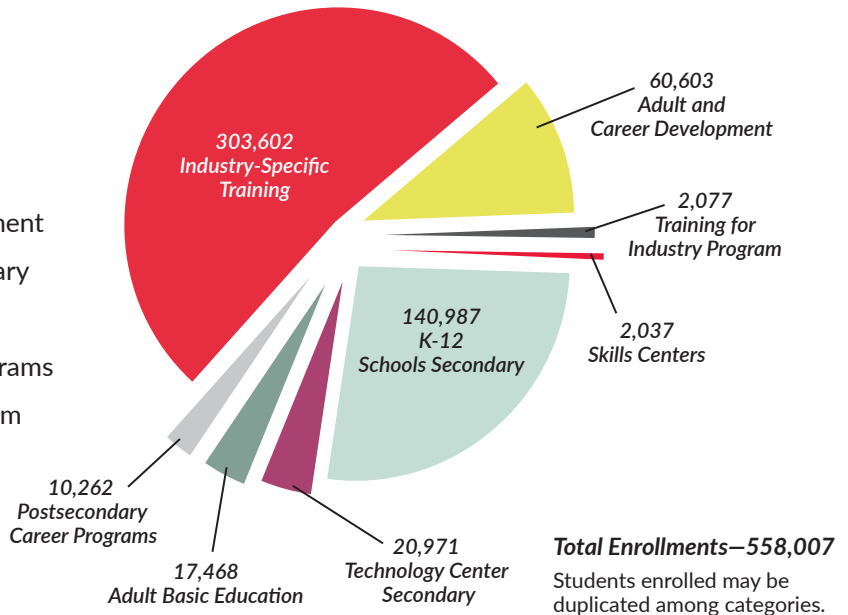
One of the strengths of the CareerTech System is its accessibility to almost every Oklahoman.

- ▶ CareerTech offerings in 393 K-12 School Districts—1,319 teachers
- ▶ 29 Technology Center Districts with 58 campuses—1,234 teachers
- ▶ Business and Industry training attracts new industry and helps existing businesses expand and prosper—6,948 industries
- ▶ 16 Skills Centers (inmates/juvenile offenders) —38 teachers
- ▶ 31 Adult Basic Education providers at 119 sites



## CAREERTECH SYSTEM ENROLLMENTS (FY18)

- Industry-Specific Training
- K-12 Schools Secondary
- Adult and Career Development
- Technology Center Secondary
- Adult Basic Education
- Postsecondary Career Programs
- Training for Industry Program
- Skills Centers



# BUSINESS & INDUSTRY (FY18)

# 6,948

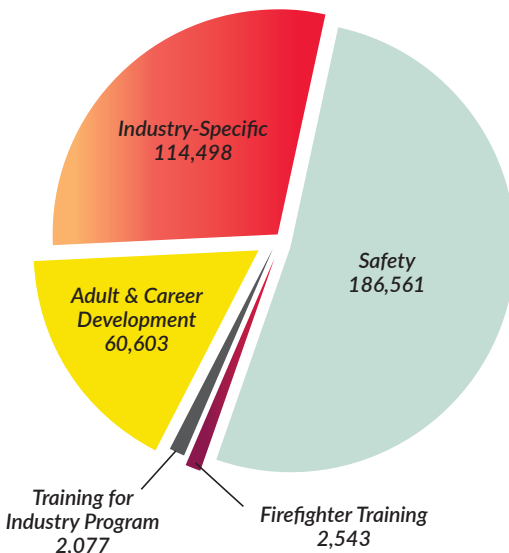
## COMPANIES SERVED

DID YOU KNOW . . .

### Business and Industry Services

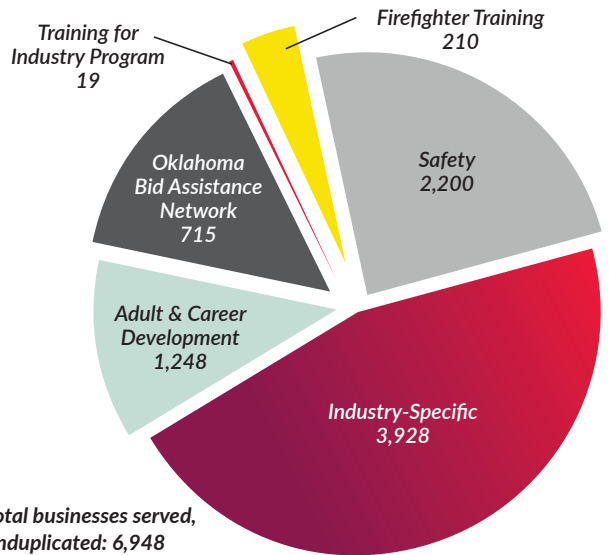
- ▶ helped more than 6,900 companies increase profitability through various forms of service/training.
- ▶ Assisted companies to locate in Oklahoma and provided training for 1,128 new jobs through the Training for Industry Program.
- ▶ Helped Oklahoma companies secure more than \$550 million in contracts through the Oklahoma Bid Assistance Network.

## ENROLLMENTS (FY18)



X100

## BUSINESSES SERVED (FY18)



Indian Capital Technology Center's Supervisory Academy teaches supervisors from Daltile and other Port of Muskogee companies to build high performance teams.

# SKILLS CENTERS, DROPOUT RECOVERY & ADULT BASIC EDUCATION (FY18)

X100

# 2,037

## ENROLLMENTS

### SKILLS CENTERS ENROLLMENT, PLACEMENT, WAGE INFORMATION

Students served—full-time	959
Students served—short-term	890
Students served—partner program	188
Completed—full-time	599
Positive placement	91.34%
Average hourly wage	\$12.44

### ADULT BASIC EDUCATION

Oklahomans are provided instruction annually through CareerTech's Adult Basic Education programs.

- ▶ 31 ABE providers at 119 sites
- ▶ 9,791 students working on high school equivalency
- ▶ 4,494 correctional center students
- ▶ 1,580 English literacy/civics students
- ▶ 17,468\* total students served
- ▶ 385,147\*\* Oklahomans 18 years and older are eligible for ABE services.

\*Individuals receiving less than 12 hours of instruction.

\*\*U.S. Census Bureau, 2012-2016 American Community Survey 5-Year Estimates



Jimmy Hollis, Granite Skills Centers plumbing program graduate, runs his own service truck.

### DROPOUT RECOVERY

CareerTech's dropout recovery program helps students who drop out of high school earn their diplomas and gain skills to enter the workforce.

- ▶ 953 students - 452 females, 501 males (306 dropped out before junior year of high school)
- ▶ 450 earned high school diploma
- ▶ 5 passed high school equivalency test
- ▶ 177 obtained employment
- ▶ 14 entered the military
- ▶ 86 enrolled in postsecondary education

# K-12 SCHOOLS (FY18)

X1000

# 140,987

## ENROLLMENTS

CareerTech programs are available to students in sixth through 12th grades in Oklahoma's K-12 schools.

- ▶ Thirty-seven percent (124,308) of Oklahoma 6th-12th-grade students were enrolled in CareerTech courses.
- ▶ Forty-five percent (86,131) of Oklahoma 9th-12th-grade students were enrolled in CareerTech classes.
- ▶ 161,958 secondary CareerTech enrollments (some students take more than one offering).

## CAREERTECH STUDENT ORGANIZATIONS AND NTHS

More than 85,000 students learned important leadership skills as members of CareerTech co-curricular student organizations:



**FCCLA**  
Oklahoma  
10,890



**hosa**  
OKLAHOMA  
6,399



**SkillsUSA**  
OKLAHOMA  
13,348




**TSA**  
OKLAHOMA  
20,742



**DECA**  
OKLAHOMA  
1,851




**OKLAHOMA BUSINESS PROFESSIONALS OF AMERICA**  
5,621



**Oklahoma FFA**  
26,597



**National Technical Honor Society**  
**Oklahoma CareerTech**  
3,695 members  
70 active chapters



Vinita's FFA chapter purchased a food truck in 2017 and, from March to September, agricultural education instructor Carolyn Piguet and her students set up each week at the student-run farmers market.

## FY18 TEACHERS IN COMPREHENSIVE SCHOOLS

	# Teachers	# Enrollments
<i>Agricultural Education</i>	448	27,658
<i>Business and Information Technology Education</i>	229	25,174
<i>Family and Consumer Sciences Education</i>	383	52,770
<i>Health Careers Education</i>	14	1,235
<i>Marketing Education</i>	33	3,022
<i>Science, Technology, Engineering and Mathematics</i>	246	28,339
<i>Trade and Industrial Education</i>	35	2,789



*Students in Oklahoma City John Marshall High School's fundamentals of administrative technology class work on setting up documents in different formats.*

## OFFERINGS IN K-12 SCHOOLS (GRADES 6-12)

- ▶ Provide a hands-on learning environment
- ▶ Integrate rigorous academics
- ▶ Provide opportunities to explore and experience potential careers
- ▶ Provide knowledge and skill development in multiple career pathways

# TECHNOLOGY CENTERS (FY18)

# 397,515

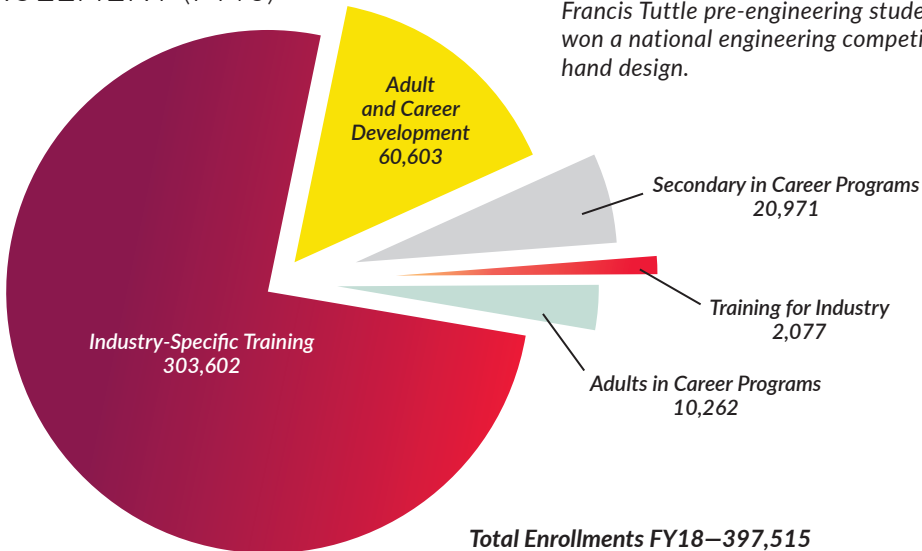
## ENROLLMENTS

In FY18, 29 technology center districts operated on 58 campuses throughout the state, making services easily accessible to most Oklahomans. High school student enrollments in technology centers totaled 20,971. Adult enrollments in career programs, industry-specific training, Adult and Career Development and Training for Industry were 376,544.



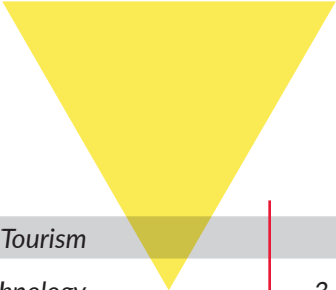
*Francis Tuttle pre-engineering student Emily Haas won a national engineering competition for her robotic hand design.*

## TECHNOLOGY CENTERS ENROLLMENT (FY18)





## TECHNOLOGY CENTER ENROLLMENT BY CAREER CLUSTER (FY18)

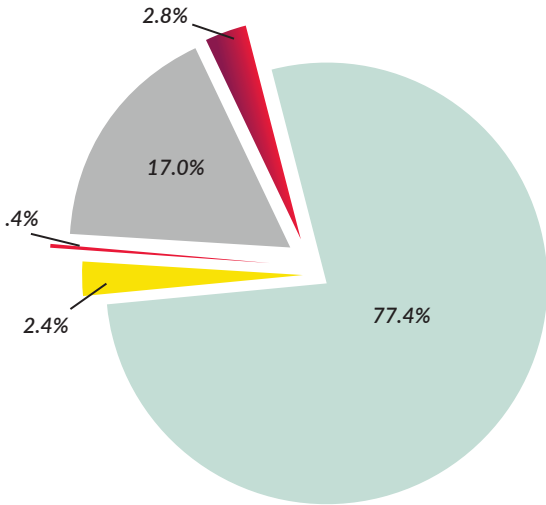


<i>Architecture and Construction</i>	2,795	<i>Hospitality and Tourism</i>	955
<i>Agriculture, Food and Natural Resources</i>	149	<i>Information Technology</i>	3,120
<i>Arts, A/V Technology and Communications</i>	1,073	<i>Law, Public Safety, Corrections and Security</i>	544
<i>Business Management and Administration</i>	1,463	<i>Marketing, Sales and Service</i>	229
<i>Education and Training</i>	60	<i>Manufacturing</i>	3,041
<i>Finance</i>	291	<i>Science, Technology, Engineering and Mathematics</i>	3,779
<i>Health Science</i>	7,269	<i>Transportation, Distribution and Logistics</i>	4,248
<i>Human Services</i>	2,217	<b>Grand Total</b>	<b>31233</b>

## DID YOU KNOW . . .

- ▶ Oklahoma CareerTech System graduates added more than \$3.5 billion annually to the state's economy.
- ▶ Oklahoma CareerTech annual enrollments totaled more than 550,000.
- ▶ Thirty-seven percent (124,308) of Oklahoma 6th-12th-grade students were enrolled in CareerTech courses.
- ▶ Forty-five percent (86,131) of Oklahoma 9th-12th-grade students were enrolled in CareerTech classes.
- ▶ More than 85,000 students learned important leadership skills in CareerTech student organizations.
- ▶ CareerTech helped 6,948 Oklahoma businesses increase sales, improve productivity, reduce costs and expand operations.
- ▶ Oklahoma CareerTech Skills Centers through 2,037 enrollments offered specialized training to adult and juvenile offenders.
- ▶ Student placement in FY17 was 94 percent (continuing education, employed and military).
- ▶ Oklahoma CareerTech students earned 19,755 industry-endorsed certificates in FY17.

# FY18 ODCTE FISCAL OVERVIEW

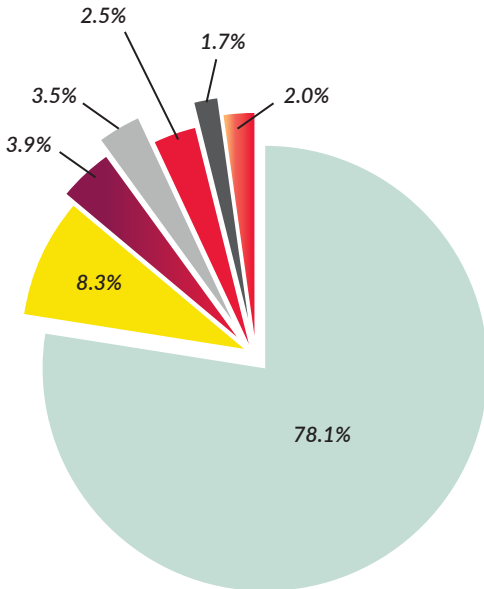


## AGENCY REVENUE

Sources of Revenue from All Funding Sources (FY18 Actual)

State-General.....	\$108,239,553
Federal.....	\$23,842,671
Revolving* .....	\$3,845,450
State-Lottery .....	\$3,361,058
Fund Balance Required.....	\$596,028
<b>Total .....</b>	<b>\$139,884,760</b>

\* Includes Agency Special Account



## AGENCY EXPENDITURES

Expenditures by Activity from All Funding Sources (FY18 Actual)

Educational Attainment .....	\$109,273,579
Student and Stakeholder Support.....	\$11,629,672
Customized Training and Consulting.....	\$5,438,578
Dropout Recovery/ Youth Offender/Skills Centers .....	\$4,848,286
Information Technology.....	\$3,421,965
Curriculum, Assessment and Digital Delivery .....	\$2,856,405
Administration .....	\$2,416,275
<b>Total .....</b>	<b>\$139,884,760</b>

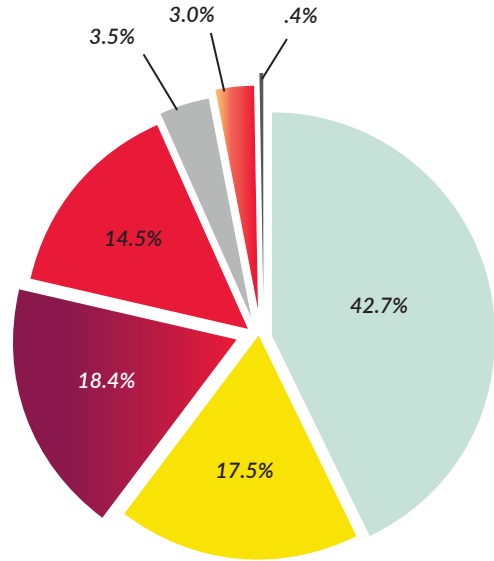
## AGENCY EXPENDITURES

Expenditures by Service Delivery from All Funding Sources  
(FY18 Actual)

Technology Centers (Operations).....	\$59,790,483
K-12 Schools.....	\$25,707,094
Technology Centers (Health Benefit Allowance)* .....	\$24,548,416
Agency.....	\$20,312,867
Skills Centers.....	\$4,848,286
Colleges/Universities .....	\$4,095,004
Other.....	\$582,610
<b>Total .....</b>	<b>\$139,884,760</b>

\* Underfunded FY17 by \$9,965,821

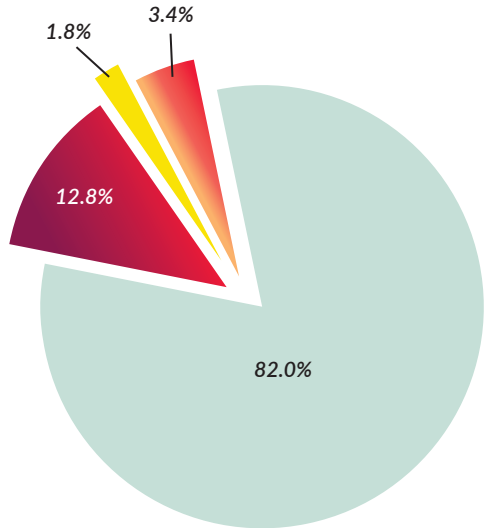
\* Underfunded FY18 by \$10,918,983



## AGENCY EXPENDITURES

Expenditures by Category from All Funding Sources  
(FY18 Actual)

Pass Through to Schools .....	\$114,723,607
Personnel Services.....	\$17,926,295
Operating Expenses .....	\$4,729,678
Professional Services.....	\$2,505,180
<b>Total .....</b>	<b>\$139,884,760</b>



POWERING OKLAHOMA'S ECONOMY



*career*tech

OKLAHOMA DEPARTMENT OF CAREER AND TECHNOLOGY EDUCATION  
1500 WEST SEVENTH AVENUE | STILLWATER, OK 74074-4398

OKCAREERTECH.ORG | 405.377.2000 | 800.522.5810