



ANNUAL REPORT

FY19

*career***tech**

VISION

We are securing Oklahoma's future by developing a world-class workforce.

MISSION

We prepare Oklahomans to succeed in the workplace, in education and in life.

GOALS

■ *Educational Attainment*

Provide Oklahomans with the skills and abilities needed to enter the workforce and postsecondary education.

■ *Career Awareness*

Assure Oklahomans have the knowledge and skills to make informed career choices and be better equipped to enter the workforce.

■ *Business/Educational Partnerships*

Collaborate with key business and educational partnerships to expand economic development and improve education experiences for students, including diverse perspectives and backgrounds.

■ *Agency Operations*

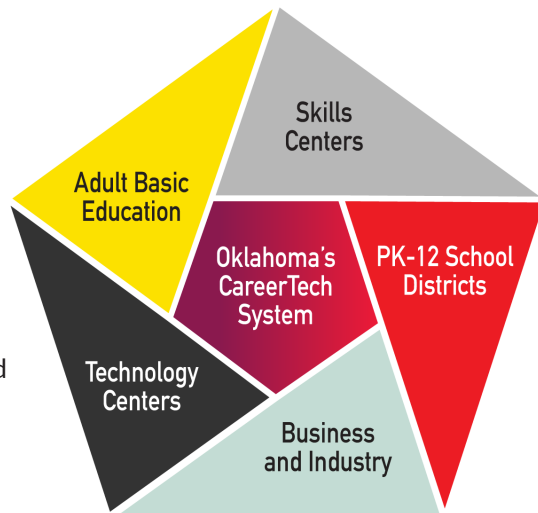
Ensure agency operations and services are effective and efficient in meeting stakeholders' needs and secure resources to maximize our mission.

SYSTEM OVERVIEW (FY19)

CAREERTECH DELIVERS

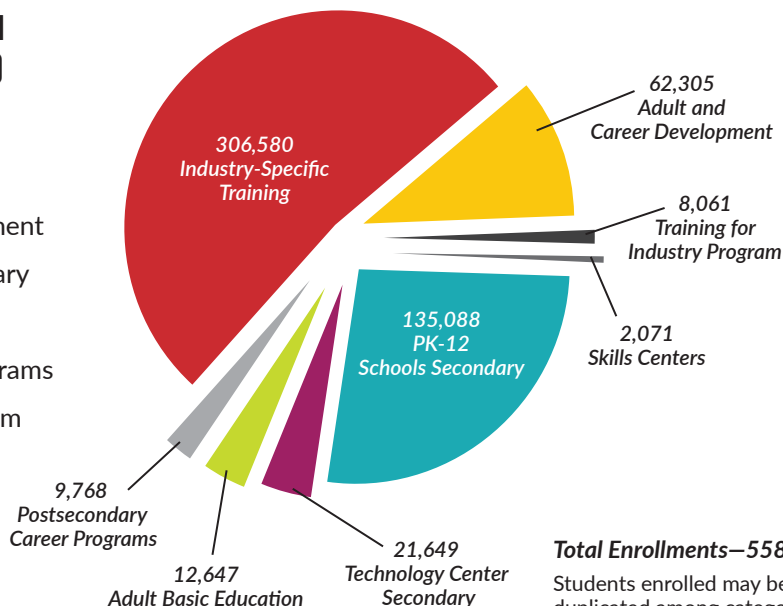
One of the strengths of the CareerTech System is its accessibility to almost every Oklahoman.

- CareerTech offerings in 394 PK-12 school districts—1,358 teachers
- 29 technology center districts with 58 campuses—1,287 teachers
- Business and industry training attracts new industry and helps existing businesses expand and prosper—8,082 industries
- 16 skills centers (inmates/juvenile offenders)—37 teachers
- 32 adult basic education providers at 111 sites



CAREERTECH SYSTEM ENROLLMENTS (FY19)

- Industry-Specific Training
- PK-12 Schools Secondary
- Adult and Career Development
- Technology Center Secondary
- Adult Basic Education
- Postsecondary Career Programs
- Training for Industry Program
- Skills Centers



Total Enrollments—558,169

Students enrolled may be duplicated among categories.

BUSINESS & INDUSTRY (FY19)

8,082

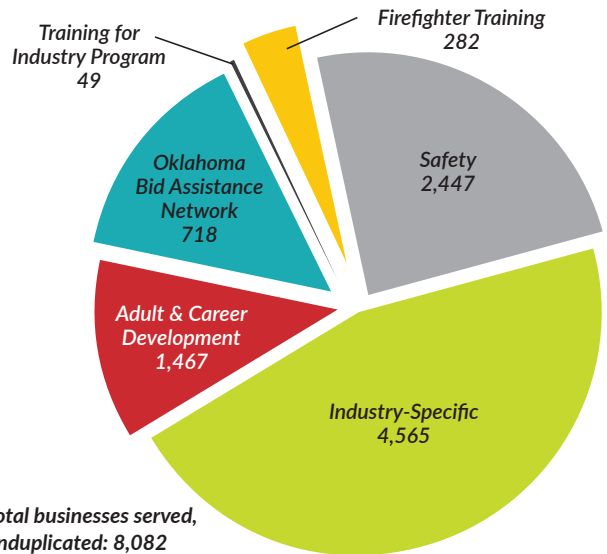
COMPANIES SERVED

DID YOU KNOW . . .

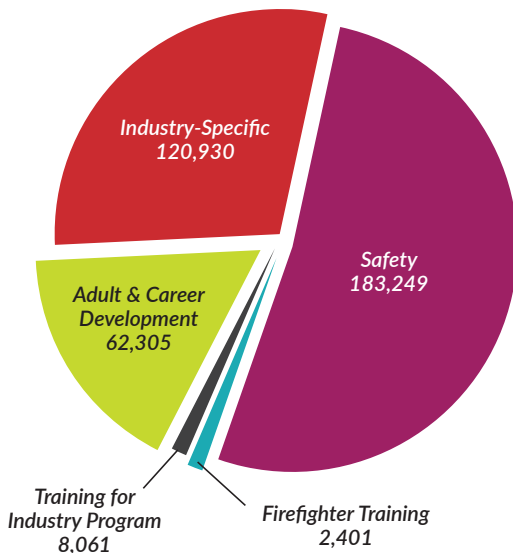
Business and Industry Services

- Helped more than 8,000 companies increase profitability through various forms of service/training.
- Assisted companies to locate in Oklahoma and provided training for 2,527 new jobs through the Training for Industry Program.
- Helped Oklahoma companies secure more than \$550 million in contracts through the Oklahoma Bid Assistance Network.

BUSINESSES SERVED (FY19)



ENROLLMENTS (FY19)



Webco Industries employees receive bridge crane training at Central Technology Center.

SKILLS CENTERS, DROPOUT RECOVERY & ADULT BASIC EDUCATION (FY19)

2,071

ENROLLMENTS

SKILLS CENTERS ENROLLMENT, PLACEMENT, WAGE INFORMATION

Students served—full-time	1,048
Students served—short-term	865
Students served—partner program	158
Completed—full-time	635
Positive placement	89.21%
Average hourly wage	\$12.83

ADULT BASIC EDUCATION

Oklahomans are provided instruction annually through CareerTech's adult basic education programs.

- 32 ABE providers at 111 sites
- 7,751 students working on high school equivalency
- 4,310 correctional center students
- 586 English literacy/civics students
- 12,647 total students served
- 385,147* Oklahomans 18 years and older eligible for ABE services

*U.S. Census Bureau, 2012-2016 American Community Survey 5-Year Estimates



CareerTech Skills Centers have served incarcerated inmates in Oklahoma for more than 40 years, offering programs and services for both adult and juvenile offenders.

DROPOUT RECOVERY

CareerTech's dropout recovery program helps students who drop out of high school earn their diplomas and gain skills to enter the workforce.

- 833 students - 371 females, 462 males (460 dropped out before junior year of high school)
- 367 earned high school diplomas
- 4 passed high school equivalency tests
- 178 obtained employment
- 15 entered the military
- 94 enrolled in postsecondary education

PK-12 SCHOOLS (FY19)

135,088

ENROLLMENTS

CareerTech programs are available to students in sixth through 12th grades in Oklahoma's PK-12 schools.

- Thirty-five percent (121,159) of Oklahoma 6th-12th grade students enrolled in CareerTech courses.
- Forty-three percent (83,733) of Oklahoma 9th-12th grade students enrolled in CareerTech classes.
- There were 156,737 secondary CareerTech enrollments (some students take more than one offering).



Edmond Santa Fe FCCLA students were able to be part of a small T-shirt business. The chapter helped students start a business that gave the students experience learning customer service skills, fashion designing and fashion production.

CAREERTECH STUDENT ORGANIZATIONS AND NTHS

More than 82,000 students learned important leadership skills as members of CareerTech co-curricular student organizations.



FCCLA
Oklahoma
10,121



hosa
Oklahoma
8,185



SkillsUSA
Oklahoma
14,564



TSA
Oklahoma
15,772



DECA
Oklahoma
1,770



bpa | Oklahoma Business Professionals of America
Oklahoma FFA
5,707



FFA
Oklahoma
26,757

FY19 TEACHERS IN COMPREHENSIVE SCHOOLS

	# Teachers	# Enrollments
<i>Agricultural Education</i>	455	26,912
<i>Business and Information Technology Education</i>	245	24,210
<i>Family and Consumer Sciences Education</i>	372	50,979
<i>Health Careers Education</i>	11	907
<i>Marketing Education</i>	28	2,805
<i>Science, Technonology, Engineering and Mathematics</i>	215	26,854
<i>Trade and Industrial Education</i>	32	2,421



Students in CareerTech's Gateway to Technology program at Edmond's Central Middle School participate in science activities that build skills in computer science, engineering and biomedical science.

OFFERINGS IN PK-12 SCHOOLS (GRADES 6-12)

- Provide a hands-on learning environment
- Integrate rigorous academics
- Provide opportunities to explore and experience potential careers
- Provide knowledge and skill development in multiple career pathways

TECHNOLOGY CENTERS (FY19)

401,432

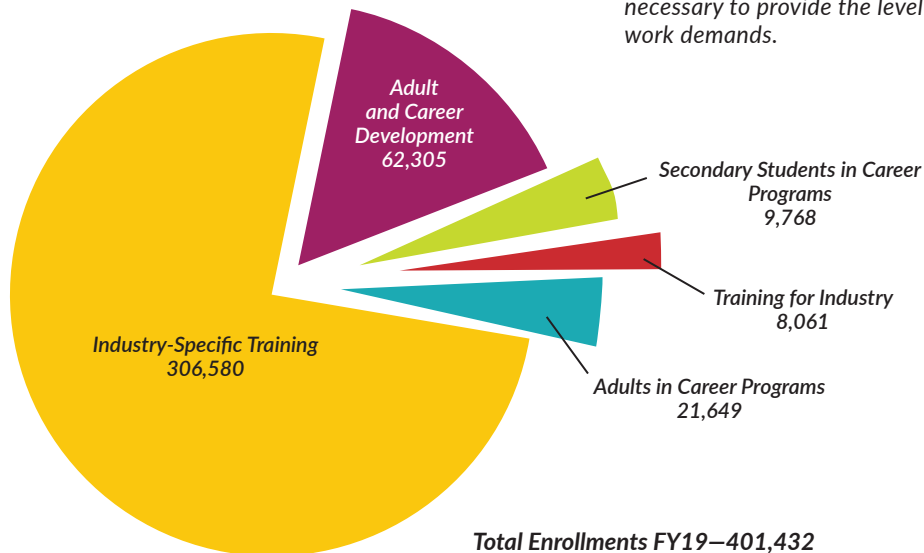
ENROLLMENTS

In FY19 technology center districts operated on 58 campuses throughout the state, making services easily accessible to most Oklahomans. High school student enrollments in technology centers totaled 21,649. Adult enrollments in career programs, industry-specific training, adult and career development and Training for Industry were 386,714.



Moore Norman Technology Center's cyber defense program teaches students how to develop the processes necessary to provide the level of security that modern work demands.

TECHNOLOGY CENTERS ENROLLMENT (FY19)



National Technical Honor Society

Oklahoma CareerTech
3,356 members
59 tech chapters

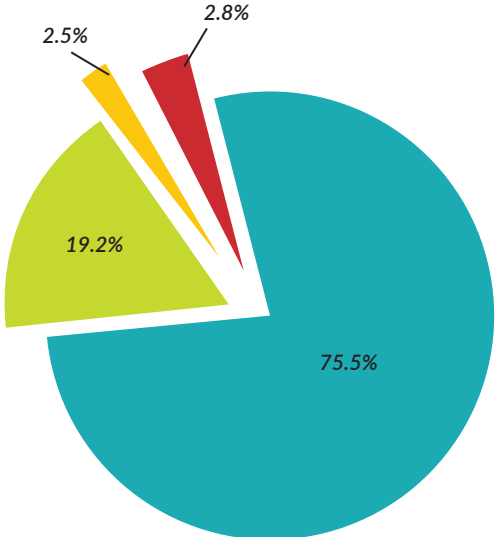
TECHNOLOGY CENTER ENROLLMENT BY CAREER CLUSTER (FY19)

<i>Architecture and Construction</i>	2,843	<i>Hospitality and Tourism</i>	877
<i>Agriculture, Food and Natural Resources</i>	103	<i>Information Technology</i>	3,129
<i>Arts, A/V Technology and Communications</i>	1,135	<i>Law, Public Safety, Corrections and Security</i>	614
<i>Business Management and Administration</i>	1,410	<i>Marketing, Sales and Service</i>	189
<i>Education and Training</i>	109	<i>Manufacturing</i>	3,155
<i>Finance</i>	238	<i>Science, Technology, Engineering and Mathematics</i>	3,998
<i>Health Science</i>	7,274	<i>Transportation, Distribution and Logistics</i>	4,102
<i>Human Services</i>	2,241	Grand Total	31,417

DID YOU KNOW . . .

- Oklahoma CareerTech System graduates added more than \$3.5 billion annually to the state's economy.
- Oklahoma CareerTech annual enrollments totaled more than 558,000.
- Thirty-five percent (121,159) of Oklahoma 6th-12th grade students were enrolled in CareerTech courses.
- Forty-three percent (83,733) of Oklahoma 9th-12th grade students were enrolled in CareerTech classes.
- More than 82,000 students learned important leadership skills in CareerTech student organizations.
- CareerTech helped 8,082 Oklahoma businesses increase sales, improve productivity, reduce costs and expand operations.
- Through 2,071 enrollments, Oklahoma CareerTech skills centers offered specialized training to adult and juvenile offenders.
- Student placement in FY18 was 94 percent (continuing education, employed and military).
- Oklahoma CareerTech students earned 19,566 industry-endorsed certificates in FY18.

FY19 ODCTE FISCAL OVERVIEW

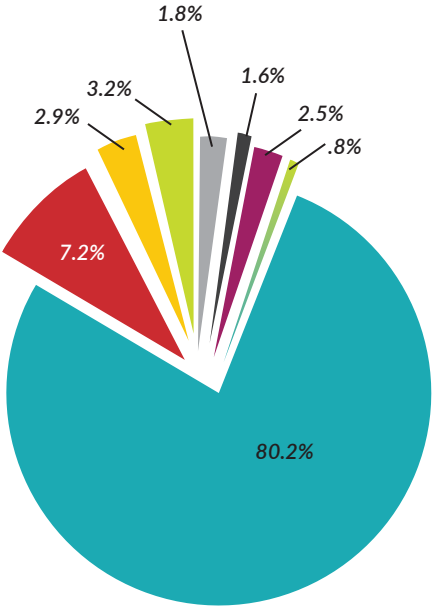


AGENCY REVENUE

Sources of Revenue from All Funding Sources (FY19 Actual)

■ State-General	\$120,388,371
■ Federal	\$30,641,645
■ Revolving*	\$4,505,055
■ State-Lottery	\$3,949,292
Total	\$159,484,363

* Includes Agency Special Account



AGENCY EXPENDITURES

Expenditures by Activity from All Funding Sources (FY19 Actual)

■ Educational Attainment	\$127,935,309
■ Student and Stakeholder Support.....	\$11,539,523
■ Dropout Recovery/ Youth Offender/Skills Centers	\$5,106,128
■ Customized Training and Consulting.....	\$4,603,059
■ Information Technology.....	\$3,577,827
■ Curriculum, Assessment and Digital Delivery	\$2,905,267
■ Administration	\$2,539,375
■ Payments in Process as of June 30, 2019	\$1,277,875

Total **\$159,484,363**

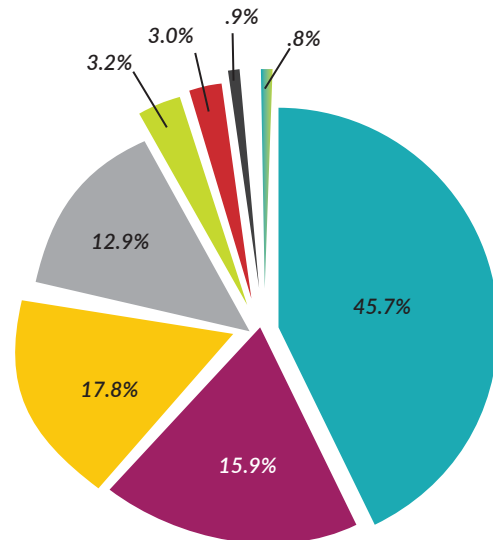
AGENCY EXPENDITURES

Expenditures by Service Delivery from All Funding Sources (FY19 Actual)

Technology Centers (Operations).....	\$72,930,775
PK-12 Schools	\$28,420,547
Technology Centers (Health Benefit Allowance)*	\$25,428,916
Agency.....	\$20,561,992
Skills Centers.....	\$5,106,128
Colleges.....	\$4,304,543
Other.....	\$1,453,587
Payments in Process as of June 30, 2019	\$1,277,875
Total	\$159,484,363

* Underfunded FY17 by \$10,918,983

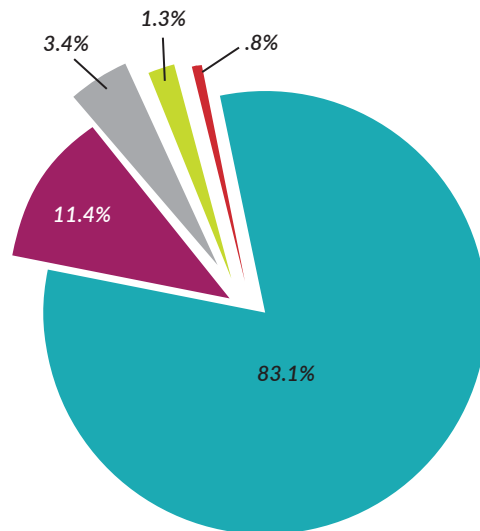
* Underfunded FY18 by \$11,800,000



AGENCY EXPENDITURES

Expenditures by Category from All Funding Sources (FY19 Actual)

Pass Through to Schools	\$132,538,368
Personnel Services.....	\$18,107,124
Operating Expenses	\$5,461,774
Professional Services.....	\$2,099,222
Payments in Process as of June 30, 2019	\$1,277,875
Total	\$159,484,363





POWERING OKLAHOMA'S ECONOMY

*career*tech

OKLAHOMA DEPARTMENT OF CAREER AND TECHNOLOGY EDUCATION
1500 WEST SEVENTH AVENUE | STILLWATER, OK 74074-4398

OKCAREERTECH.ORG | 405.377.2000 | 800.522.5810