



ANNUAL REPORT

FY20



OKLAHOMA
CareerTech

VISION

We are securing Oklahoma's future by developing a world-class workforce.

MISSION

We prepare Oklahomans to succeed in the workplace, in education and in life.

GOALS

■ Educational Attainment

Provide Oklahomans with the skills and abilities needed to enter the workforce and postsecondary education.

■ Career Awareness

Assure Oklahomans have the knowledge and skills to make informed career choices and be better equipped to enter the workforce.

■ Business/Educational Partnerships

Collaborate with key business and educational partnerships to expand economic development and improve education experiences for students, including diverse perspectives and backgrounds.

■ Agency Operations

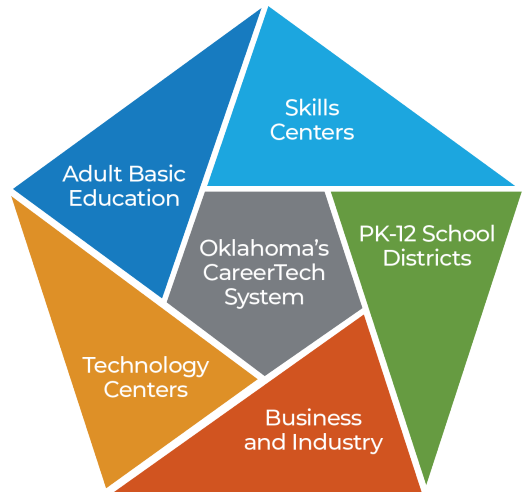
Ensure agency operations and services are effective and efficient in meeting stakeholders' needs and secure resources to maximize our mission.

SYSTEM OVERVIEW (FY20)

CAREERTECH DELIVERS

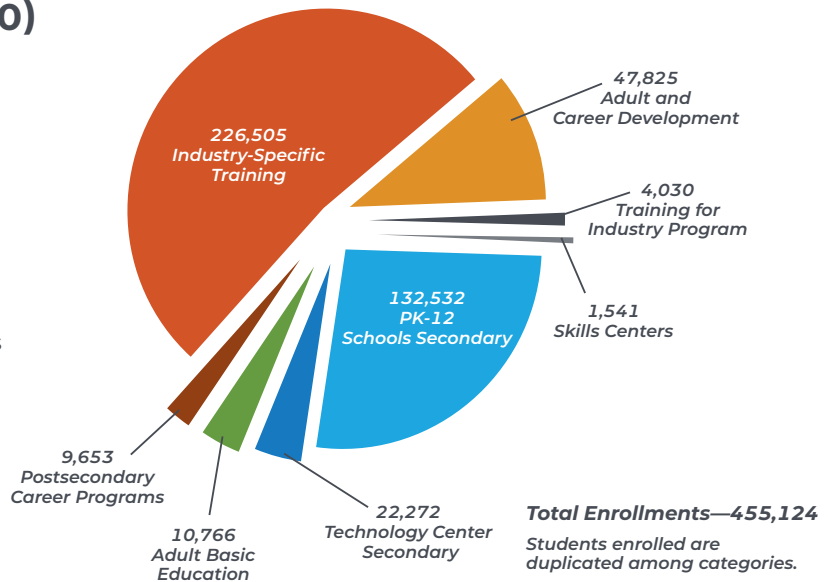
One of the strengths of the CareerTech System is its accessibility to almost every Oklahoman.

- CareerTech offerings in 399 PK-12 school districts—1,399 teachers
- 29 technology center districts with 58 campuses—1,306 teachers
- Business and industry training attracts new industry and helps existing businesses expand and prosper—7,295 industries
- 13 skills centers (inmates/juvenile offenders)—35 teachers
- 32 adult basic education providers at 111 sites



CAREERTECH SYSTEM ENROLLMENTS (FY20)

- Industry-Specific Training
- PK-12 Schools Secondary
- Adult and Career Development
- Technology Center Secondary
- Adult Basic Education
- Postsecondary Career Programs
- Training for Industry Program
- Skills Centers



BUSINESS & INDUSTRY (FY20)

7,295

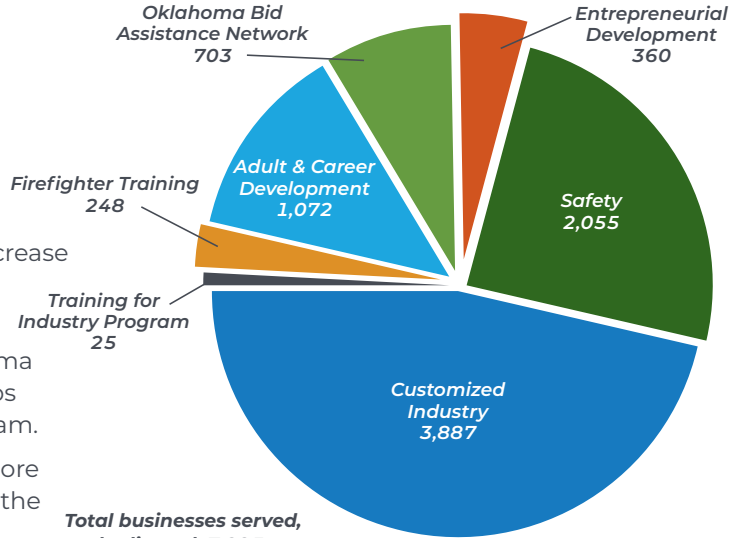
COMPANIES SERVED

DID YOU KNOW . . .

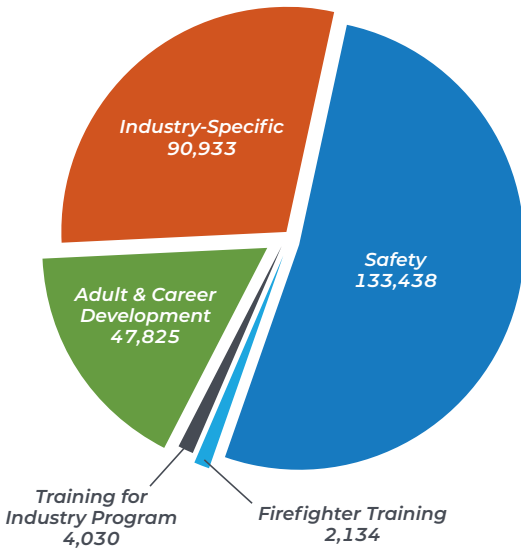
Business and Industry Services

- Helped more than 7,000 companies increase profitability through various forms of service/training.
- Assisted companies to locate in Oklahoma and provided training for 1,767 new jobs through the Training for Industry Program.
- Helped Oklahoma companies secure more than \$390 million in contracts through the Oklahoma Bid Assistance Network.

BUSINESSES SERVED (FY20)



ENROLLMENTS (FY20)



An employee at Duncan Machine Products in Duncan, Oklahoma.

SKILLS CENTERS, DROPOUT RECOVERY & ADULT BASIC EDUCATION (FY20)

1,541

ENROLLMENTS

SKILLS CENTERS ENROLLMENT, PLACEMENT, WAGE INFORMATION

Students served—full-time	806
Students served—short-term	588
Students served—partner program	147
Completed—full-time	580
Positive placement	89.78%
Average hourly wage	\$12.97



Heavy equipment operator class at a correctional center.

ADULT BASIC EDUCATION

Oklahomans are provided instruction annually through CareerTech's adult basic education programs.

- 32 ABE providers at 111 sites
- 6,550 students working on high school equivalency
- 3,462 correctional center students
- 218 English literacy/civics students
- 10,768 total students served
- 385,147* Oklahomans 18 years and older eligible for ABE services

*U.S. Census Bureau, 2012-2016 American Community Survey 5-Year Estimates

DROPOUT RECOVERY

CareerTech's dropout recovery program helps students who drop out of high school earn their diplomas and gain skills to enter the workforce.

- 754 students - 310 females, 444 males (431 dropped out before junior year of high school)
- 297 earned high school diplomas
- 5 passed high school equivalency tests
- 111 obtained employment
- 14 entered the military
- 61 enrolled in postsecondary education

K-12 SCHOOLS (FY20)

132,532

ENROLLMENTS

CareerTech programs are available to students in sixth through 12th grades in Oklahoma's PK-12 schools.

- Thirty-seven percent (128,436) of Oklahoma 6th-12th grade students enrolled in CareerTech courses.
- Forty-five percent (86,915) of Oklahoma 9th-12th grade students enrolled in CareerTech classes.
- There were 154,804 secondary CareerTech enrollments (some students take more than one offering).



Agricultural education student Oliva Faris.

CAREERTECH STUDENT ORGANIZATIONS

In FY20 more than 86,000 students learned important leadership skills as members of co-curricular CareerTech student organizations.



10,351



8,321



14,855



18,004



1,806



6,599



Oklahoma FFA

26,465

FY20 TEACHERS IN COMPREHENSIVE SCHOOLS

	# Teachers	# Enrollments
<i>Agricultural Education</i>	461	26,651
<i>Business and Information Technology Education</i>	251	24,858
<i>Family and Consumer Sciences Education</i>	376	44,956
<i>Health Careers Education</i>	11	979
<i>Marketing Education</i>	29	2,489
<i>Science, Technology, Engineering and Mathematics</i>	240	30,188
<i>Trade and Industrial Education</i>	31	2,411

OFFERINGS IN PK-12 SCHOOLS (GRADES 6-12)

- Provide a hands-on learning environment
- Integrate rigorous academics
- Provide opportunities to explore and experience potential careers
- Provide knowledge and skill development in multiple career pathways



Logan Drury is a certified phlebotomy technician and attending nursing school.

TECHNOLOGY CENTERS (FY20)

310,285

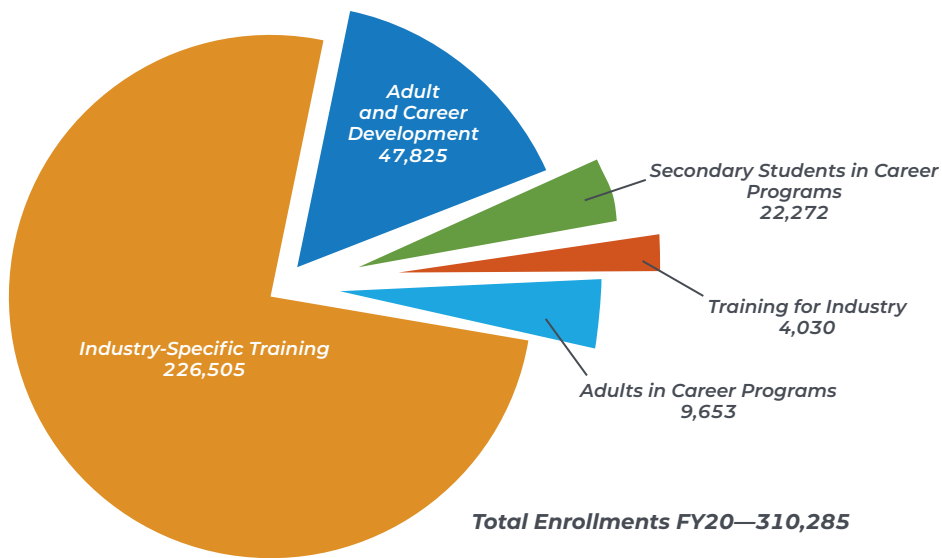
ENROLLMENTS

In FY20 technology center districts operated on 58 campuses throughout the state, making services easily accessible to most Oklahomans. High school student enrollments in technology centers totaled 22,272. Adult enrollments in career programs, industry-specific training, adult and career development and Training for Industry were 288,013.



Metro Tech Aviation Career Campus
L to R: Jonathan Richards & Joshua Grooms - Aviation Maintenance Technician students. 2019

TECHNOLOGY CENTERS ENROLLMENT (FY20)



National Technical Honor Society

Oklahoma CareerTech
3,356 members
59 tech chapters

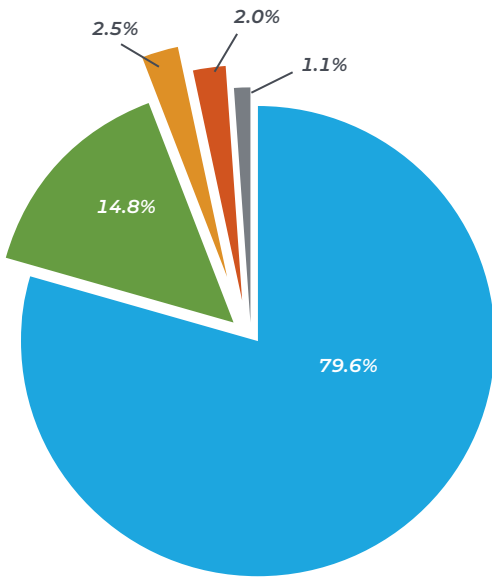
TECHNOLOGY CENTER ENROLLMENT BY CAREER CLUSTER (FY20)

<i>Agriculture, Food and Natural Resources</i>	97	<i>Hospitality and Tourism</i>	798
<i>Architecture and Construction</i>	3,154	<i>Human Services</i>	2,247
<i>Arts, A/V Technology and Communications</i>	1,141	<i>Information Technology</i>	3,088
<i>Business Management and Administration</i>	1,393	<i>Law, Public Safety, Corrections and Security</i>	693
<i>Education and Training</i>	111	<i>Manufacturing</i>	3,340
<i>Finance</i>	269	<i>Marketing, Sales and Service</i>	223
<i>Health Science</i>	7,202	<i>Science, Technology, Engineering and Mathematics</i>	4,027
		<i>Transportation, Distribution and Logistics</i>	4,143
		Grand Total	31,926

DID YOU KNOW . . .

- Oklahoma CareerTech System graduates added more than \$3.5 billion annually to the state's economy.
- Oklahoma CareerTech annual enrollments totaled 455,124.
- Thirty-seven percent (128,436) of Oklahoma 6th-12th grade students were enrolled in CareerTech courses.
- Forty-five percent (86,915) of Oklahoma 9th-12th grade students were enrolled in CareerTech classes.
- More than 86,000 students learned important leadership skills in CareerTech student organizations.
- CareerTech helped 7,295 Oklahoma businesses increase sales, improve productivity, reduce costs and expand operations.
- Through 1,541 enrollments, Oklahoma CareerTech skills centers offered specialized training to adult and juvenile offenders.
- Student placement in FY19 was 94 percent (continuing education, employed and military).
- Oklahoma CareerTech students earned 18,685 industry-endorsed certificates in FY20.
- The spread of COVID-19 contributed to a decline in enrollment, but the health care crisis has not diminished the value of the educational opportunities offered by the CareerTech system.
- CareerTech responded to the meat processing industry's workforce shortage caused by COVID-19 by establishing online training and certification for meat processors, demonstrating CareerTech's agility and flexibility to respond quickly to industry challenges.

FY20 ODCTE FISCAL OVERVIEW



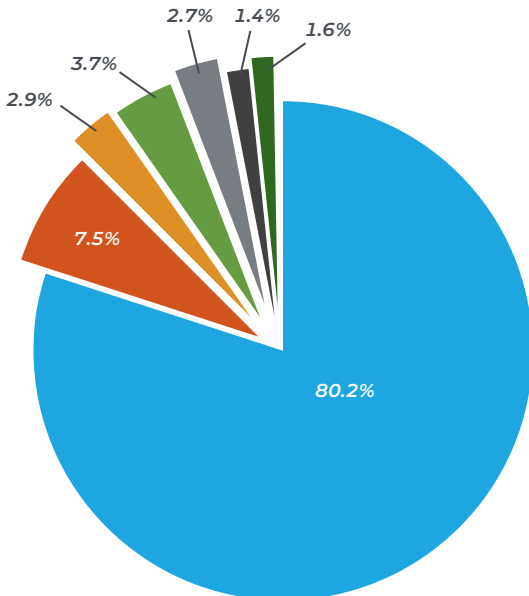
AGENCY REVENUE

Sources of Revenue from All Funding Sources
(FY20 Actual)

State-General.....	\$139,479,185
Federal.....	\$25,878,905
Revolving*.....	\$4,444,423
State-Lottery.....	\$3,477,624
Fund Balance Required.....	\$2,015,238

Total..... \$175,295,375

* Includes Agency Special Account



AGENCY EXPENDITURES

Expenditures by Activity from All Funding Sources
(FY20 Actual)

Educational Attainment.....	\$140,543,035
Student and Stakeholder Support	\$13,078,754
Dropout Recovery/Youth Offender/Skills Centers.....	\$5,145,034
Customized Training and Consulting	\$6,605,516
Information Technology.....	\$4,675,255
Curriculum, Assessment and Digital Delivery	\$2,498,423
Administration	\$2,749,358

Total..... \$175,295,375

AGENCY EXPENDITURES

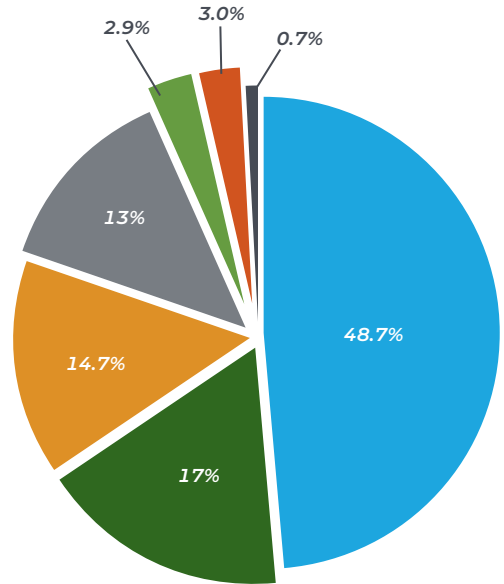
Expenditures by Service Delivery from All Funding Sources
(FY20 Actual)

Technology Centers (Operations)	\$85,413,060
PK-12 Schools	\$30,739,120
Technology Centers (Health Benefit Allowance)*	\$25,735,481
Agency	\$23,001,791
Skills Centers	\$5,145,034
Colleges	\$3,975,407
Other	\$1,285,482

Total..... \$175,295,375

* Underfunded FY19 by \$11,800,000

* Underfunded FY20 by \$306,565

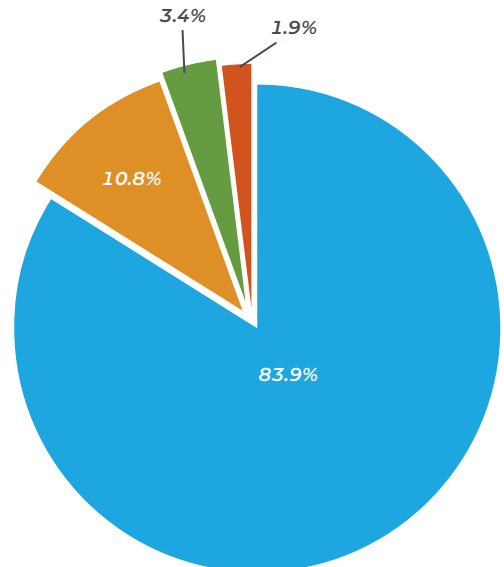


AGENCY EXPENDITURES

Expenditures by Category from All Funding Sources
(FY20 Actual)

Pass Through to Schools....	\$147,148,551
Personnel Services	\$18,885,272
Operating Expenses	\$5,999,351
Professional Services	\$3,262,201

Total..... \$175,295,375





POWERING OKLAHOMA'S ECONOMY



OKLAHOMA
CareerTech

OKLAHOMA DEPARTMENT OF CAREER AND TECHNOLOGY EDUCATION
1500 WEST SEVENTH AVENUE | STILLWATER, OK 74074-4398

OKCAREERTECH.ORG | 405.377.2000 | 800.522.5810