

# ANNUAL REPORT

## 2021



**OKLAHOMA**  
CareerTech

# VISION

Developing a world-class workforce for Oklahoma industries and employers.

# MISSION

Preparing Oklahomans to succeed in the workplace, in education and in life.

# GOALS

- Educational Attainment
- Career Awareness
- Build Business/Educational Partnerships
- Agency Operational Efficiency

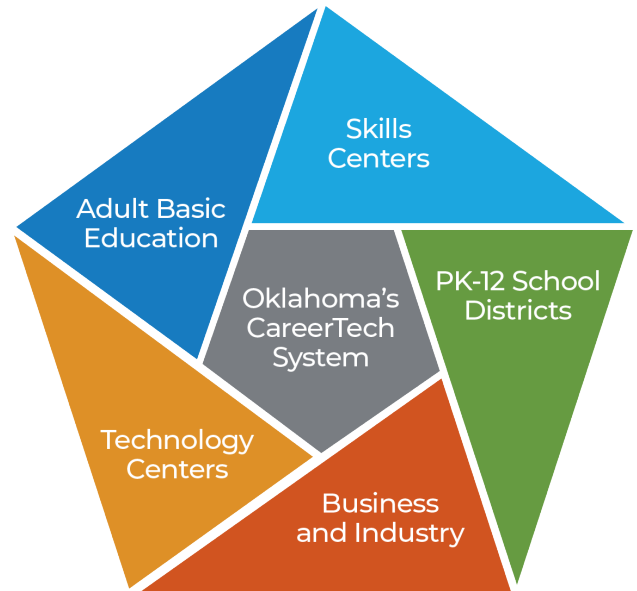


# SYSTEM OVERVIEW (FY21)

## CAREERTECH DELIVERS

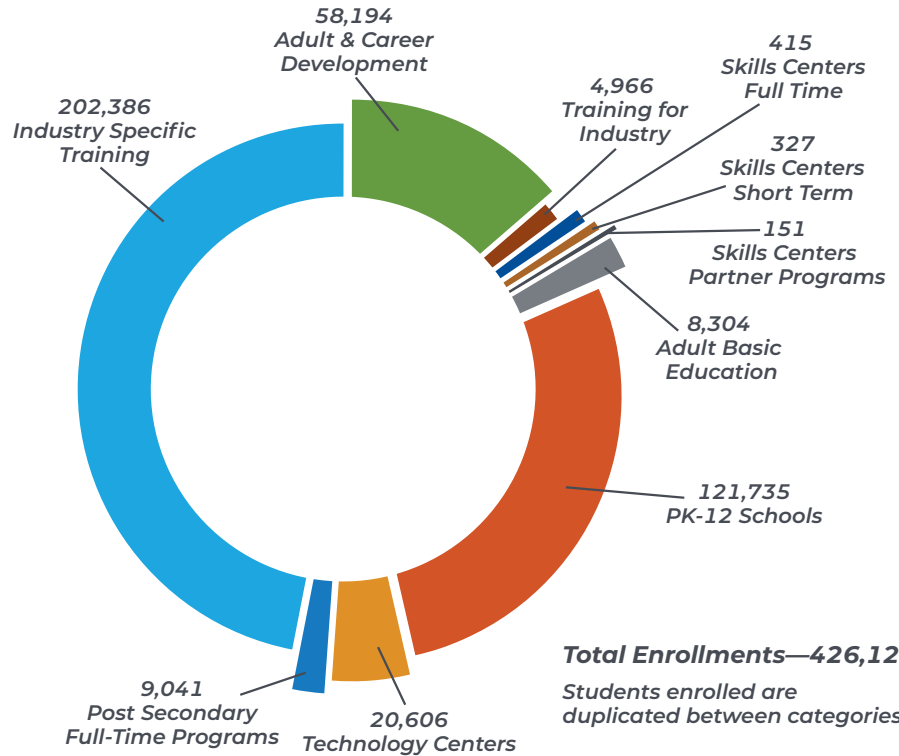
One of the strengths of the CareerTech System is its accessibility to almost every Oklahoman.

- CareerTech offerings in 394 PK-12 school districts – 1,356 teachers
- 29 technology center districts with 59 campuses – 1,388 teachers
- Business and industry training attracts new industry and helps existing businesses expand and prosper – 5,670 industries
- 14 skills centers (inmate/juvenile offenders) – 29 teachers
- 31 adult basic education providers at 116 sites



## CAREERTECH SYSTEM ENROLLMENTS (FY21)

- PK-12 Schools
- Technology Centers
- Post Secondary Enrollment
- Industry Specific Training
- Adult & Career Development
- Training for Industry
- Skills Centers - Full Time
- Skills Centers - Short Term
- Skills Centers - Partner Programs
- Adult Basic Education



# BUSINESS & INDUSTRY (FY21)

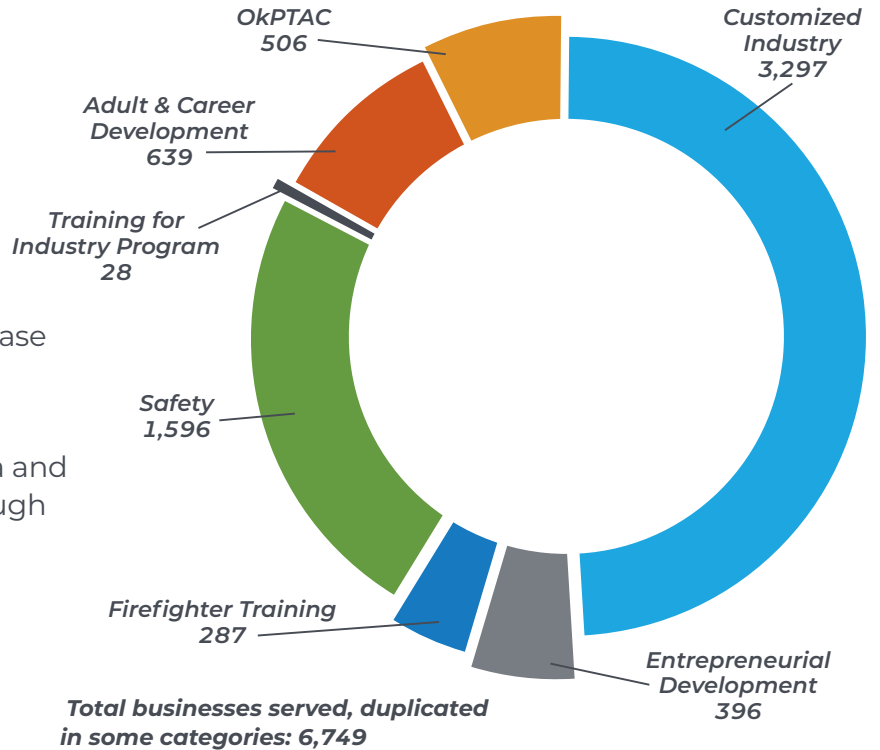
# 5,670

## COMPANIES SERVED

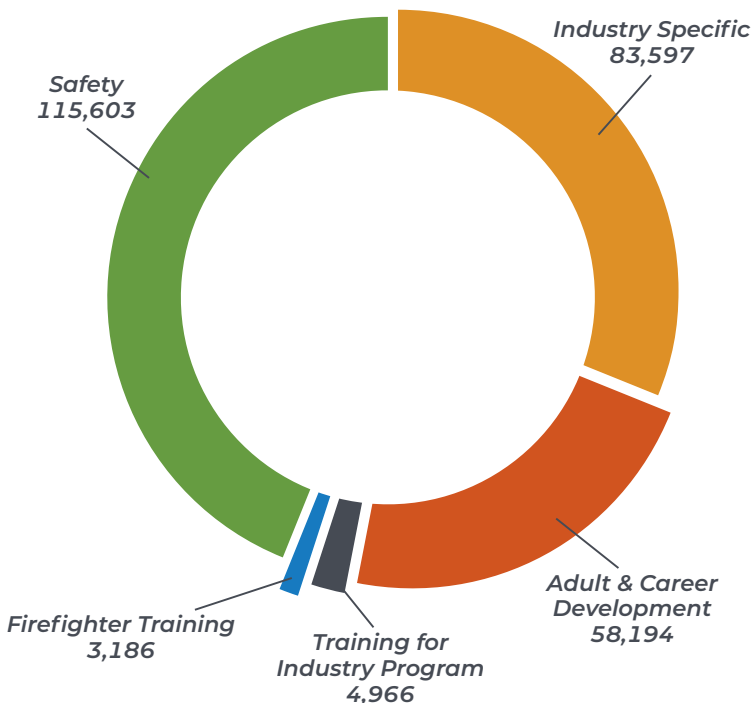
DID YOU KNOW . . .  
*Business and Industry Services*

- Helped more than 5,600 companies increase profitability through various forms of service/training.
- Assisted companies to locate in Oklahoma and provided training for 1,330 new jobs through the Training for Industry Program.
- Helped Oklahoma companies secure \$438,754,100 in contracts through Oklahoma PTAC.

## BUSINESSES SERVED



## ENROLLMENTS



Misty Crider of Western Plains Library System partnered with Western Technology Center to attain advanced training for her business.

# SKILLS CENTERS, DROPOUT RECOVERY & ADULT BASIC EDUCATION (FY21)

# 893

## ENROLLMENTS

### SKILLS CENTERS ENROLLMENT, PLACEMENT, WAGE INFORMATION

Students served—full-time	415
Students served—short-term	327
Students served—partner program	151
Completed—full-time	298
Positive placement	91.2%
Average hourly wage	\$14.81

## ADULT BASIC EDUCATION

Oklahomans are provided instruction annually through CareerTech's adult basic education programs.

- 31 ABE providers at 116 sites
- 8,304 total students served
- 4,835 students working on high school equivalency
- 2,343 correctional center students
- 182 English literacy/civics students



An adult student studies for her GED/HiSET test at an adult basic education center.

## DROPOUT RECOVERY

CareerTech's dropout recovery program helps students who drop out of high school earn their diplomas and gain skills to enter the workforce.

- 504 students – 214 females, 290 males
- 233 earned high school diplomas
- 1 earned a GED
- 67 obtained employment
- 4 entered the military
- 54 enrolled in postsecondary education


# PK-12 SCHOOLS (FY21)

# 121,735

## ENROLLMENTS

CareerTech programs are available to students in 5th through 12th grades in Oklahoma's PK-12 schools.

- Twenty-nine percent (116,079) of Oklahoma 5th-12th grade students were enrolled in CareerTech courses.
- Thirty-nine percent (77,115) of Oklahoma 9th-12th grade students were enrolled in CareerTech classes.
- There were 142,341 secondary CareerTech enrollments (some students may take more than one offering).



Students in Oklahoma TSA compete in more than 40 events on the national level each year.

## CAREERTECH STUDENT ORGANIZATIONS

In FY 21, more than 79,000 students learned important leadership skills as members of co-curricular CareerTech student organizations.



8,064



7,500



13,608



19,555



1,300



5,060



Oklahoma FFA

24,269

## FY21 TEACHERS IN COMPREHENSIVE SCHOOLS

	# Teachers	# Enrollments
<i>Agricultural Education</i>	477	24,758
<i>Business and Information Technology Education</i>	223	23,571
<i>Family and Consumer Sciences Education</i>	359	38,285
<i>Health Careers Education</i>	11	934
<i>Marketing Education</i>	27	2,257
<i>Science, Technology, Engineering and Mathematics</i>	233	29,843
<i>Trade and Industrial Education</i>	26	2,087

## OFFERINGS IN PK-12 SCHOOLS (GRADES 5-12)

- Provide a hands-on learning environment
- Integrate rigorous academics
- Provide opportunities to explore and experience potential careers
- Provide knowledge and skill development in multiple career pathways



*Edmond Schools agricultural education student Grace Johnston learns about horticulture.*

# TECHNOLOGY CENTERS (FY21)

# 295,193

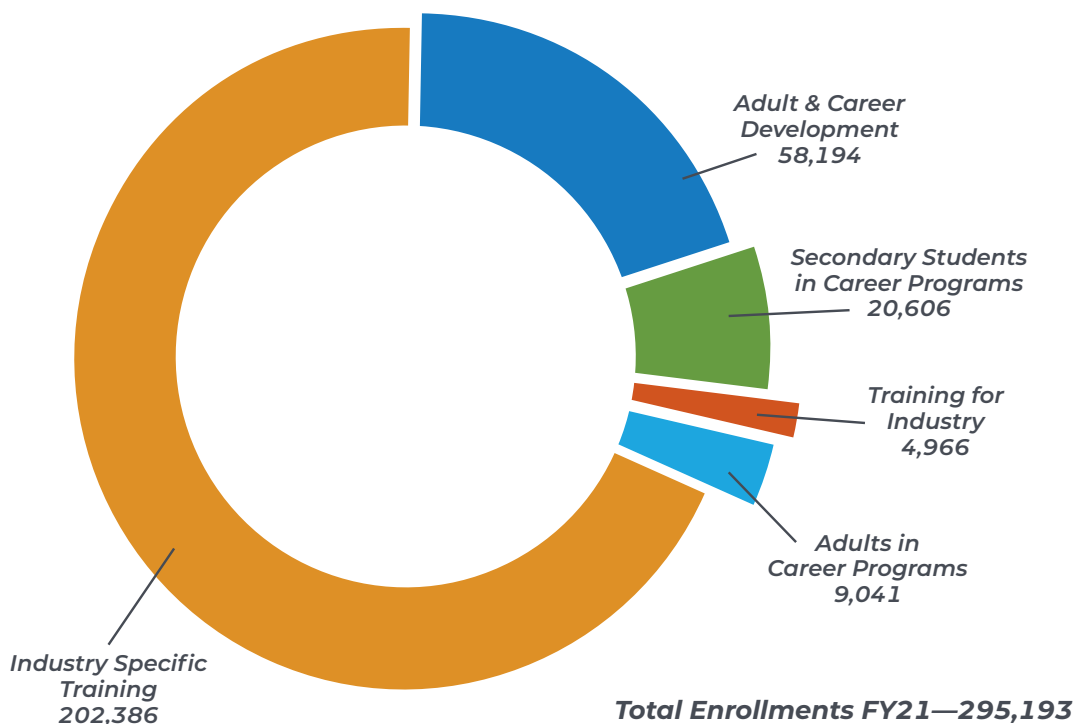
## ENROLLMENTS

In FY 21, technology center districts operated on 59 campuses throughout the state, making services easily accessible to most Oklahomans. High school student enrollments in technology centers totaled 20,606. Adult enrollments in career programs, industry-specific training, adult and career development and Training for Industry were 274,587.



*A technology center student receives hands-on training in manufacturing.*

## TECHNOLOGY CENTERS ENROLLMENT (FY21)



National Technical  
**Honor Society**

**Oklahoma CareerTech**  
3,470 members  
59 tech chapters



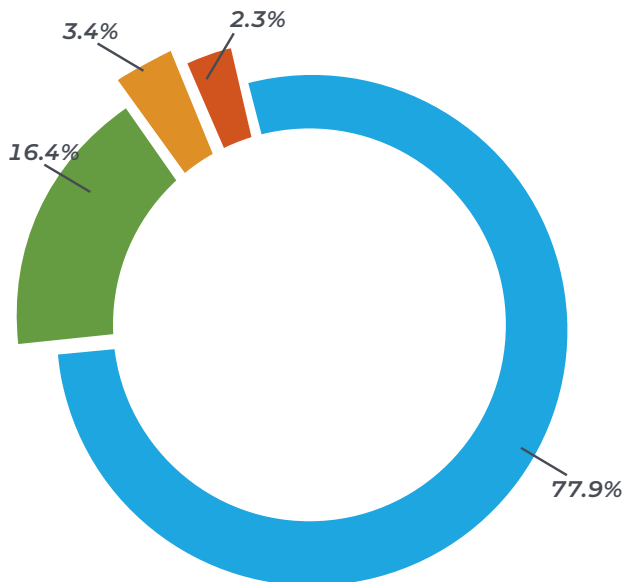
## TECHNOLOGY CENTER ENROLLMENT BY CAREER CLUSTER (FY21)

<i>Agriculture, Food and Natural Resources</i>	106	<i>Human Services</i>	2,176
<i>Architecture &amp; Construction</i>	2,928	<i>Information Technology</i>	2,711
<i>Arts, A/V Technology and Communications</i>	1,000	<i>Law, Public Safety, Corrections and Security</i>	678
<i>Business Management and Administration</i>	1,183	<i>Manufacturing</i>	3,175
<i>Education and Training</i>	139	<i>Marketing</i>	220
<i>Finance</i>	279	<i>Science, Technology, Engineering and Mathematics</i>	3,658
<i>Health Science</i>	6,759	<i>Transportation, Distribution and Logistics</i>	3,923
<i>Hospitality and Tourism</i>	712	<b>Grand Total</b>	<b>29,647</b>

### DID YOU KNOW . . .

- Oklahoma CareerTech annual enrollments totaled 426,125.
- Twenty-nine percent (116,079) of Oklahoma 5th-12th grade students were enrolled in CareerTech courses.
- Thirty-nine percent (77,115) of Oklahoma 9th-12th grade students were enrolled in CareerTech classes.
- More than 16,000 students investigated nontraditional careers through the VirtualJobShadow.com initiative. Oklahoma CareerTech plans to expand the program to reach more students.
- More than 79,000 students learned important leadership skills in CareerTech student organizations.
- CareerTech helped 5,670 Oklahoma businesses increase sales, improve productivity, reduce costs and expand operations.
- Through 893 enrollments, Oklahoma CareerTech skills centers offered specialized training to adult and juvenile offenders.
- Student placement in FY 20 was 93% (continuing education, employed and military).
- Oklahoma CareerTech students earned 14,885 industry-endorsed certificates in FY 20.

# FY21 ODCTE FISCAL OVERVIEW

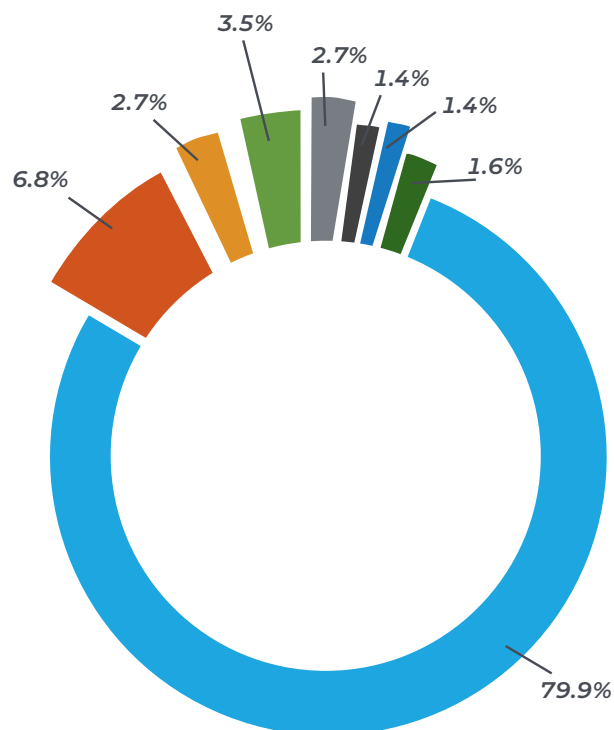


## AGENCY REVENUE

Sources of Revenue from All Funding Sources (FY21 Actual)

State-General.....	\$133,470,382
Federal.....	\$27,985,686
Revolving*.....	\$5,739,844
State-Lottery.....	\$3,929,986
<b>Total.....</b>	<b>\$171,125,898</b>

\* Includes Agency Special Account



## AGENCY EXPENDITURES

Expenditures by Activity from All Funding Sources (FY21 Actual)

Educational Attainment.....	\$136,807,405
Student and Stakeholder Support .....	\$11,643,843
Dropout Recovery/Youth Offender/Skills Centers.....	\$4,651,667
Customized Training and Consulting .....	\$5,912,695
Information Technology.....	\$4,584,662
Curriculum, Assessment and Digital Delivery .....	\$2,364,109
Administration .....	\$2,680,769
Payments in Process as of June 30, 2021 .....	\$2,480,748
<b>Total.....</b>	<b>\$171,125,898</b>

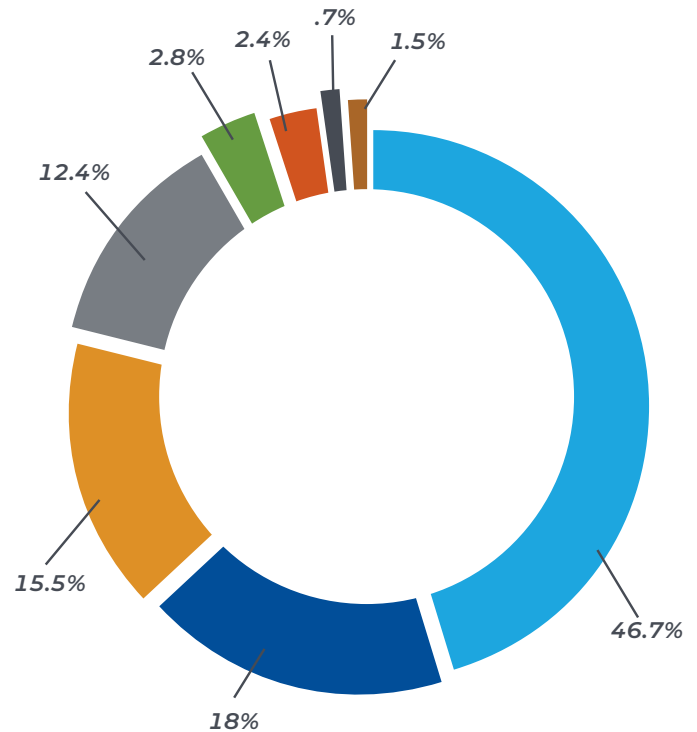
## AGENCY EXPENDITURES

Expenditures by Service Delivery from All Funding Sources (FY21 Actual)

Technology Centers (Operations) .....	\$79,995,311
PK-12 Schools .....	\$30,814,146
Technology Centers (Health Benefit Allowance)* .....	\$26,541,022
Agency .....	\$21,160,064
Skills Centers .....	\$4,764,986
Colleges .....	\$4,125,033
Other .....	\$1,244,588
Payments in Process as of June 30, 2021 .....	\$2,480,748
<b>Total .....</b>	<b>\$171,125,898</b>

\* Underfunded FY20 by \$306,565

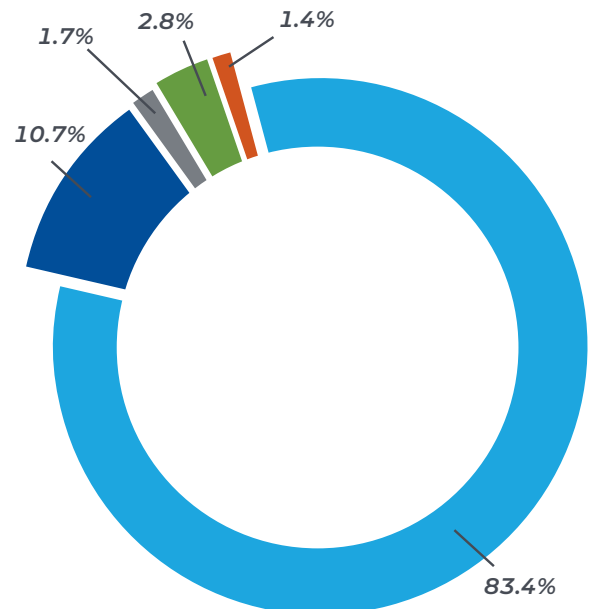
\* Underfunded FY21 by \$805,540



## AGENCY EXPENDITURES

Expenditures by Category from All Funding Sources (FY21 Actual)

Pass Through to Schools .....	\$142,720,100
Personnel Services .....	\$18,318,428
Operating Expenses .....	\$4,758,338
Professional Services .....	\$2,848,284
Payments in Process as of June 30, 2021 .....	\$2,480,748
<b>Total .....</b>	<b>\$171,125,898</b>





POWERING OKLAHOMA'S ECONOMY



**OKLAHOMA**  
CareerTech

OKLAHOMA DEPARTMENT OF CAREER AND TECHNOLOGY EDUCATION  
1500 WEST SEVENTH AVENUE | STILLWATER, OK 74074-4398

OKCAREERTECH.ORG | 405.377.2000 | 800.522.5810