

ANNUAL REPORT

2022



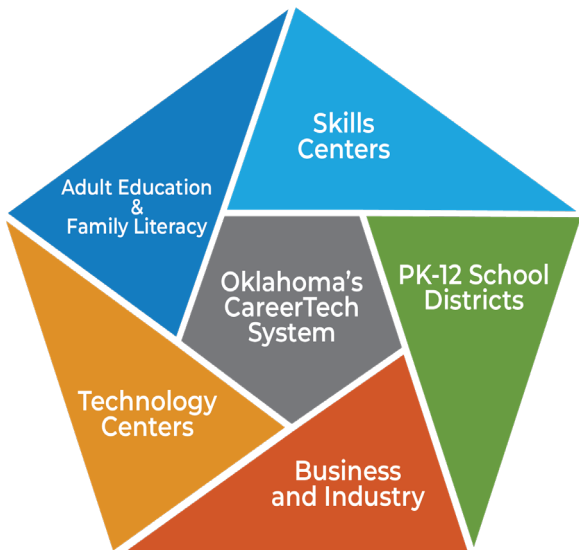

OKLAHOMA
CareerTech

EXECUTIVE SUMMARY

The Oklahoma Department of Career and Technology Education is charged with developing a world-class workforce through educational experiences offered through a network of 391 PK-12 school districts, 29 technology center districts, 15 skills center sites and 32 adult education and family literacy providers.

CareerTech's goal is to improve Oklahoma's economy by providing individuals with the necessary training and skills to succeed in the workplace and provide companies the workforce they need to compete in a global market.

To meet Oklahoma's workforce demands, CareerTech leverages business/educational partnerships to enhance career awareness and increase educational attainment for all Oklahomans.



VISION

Securing Oklahoma's future by developing a world-class workforce.

MISSION

Preparing Oklahomans to succeed in the workplace, in education and in life.

GOALS

- Educational Attainment
- Career Awareness and Planning
- Business/Educational Partnerships
- Agency Operations and Field Support

VALUES

We believe in...

- High-quality educational experiences
- Data informed decisions
- Service to our customers and stakeholders
- Innovation, flexibility and accountability
- Diversity, equity, inclusion and access

SYSTEM OVERVIEW (FY22)

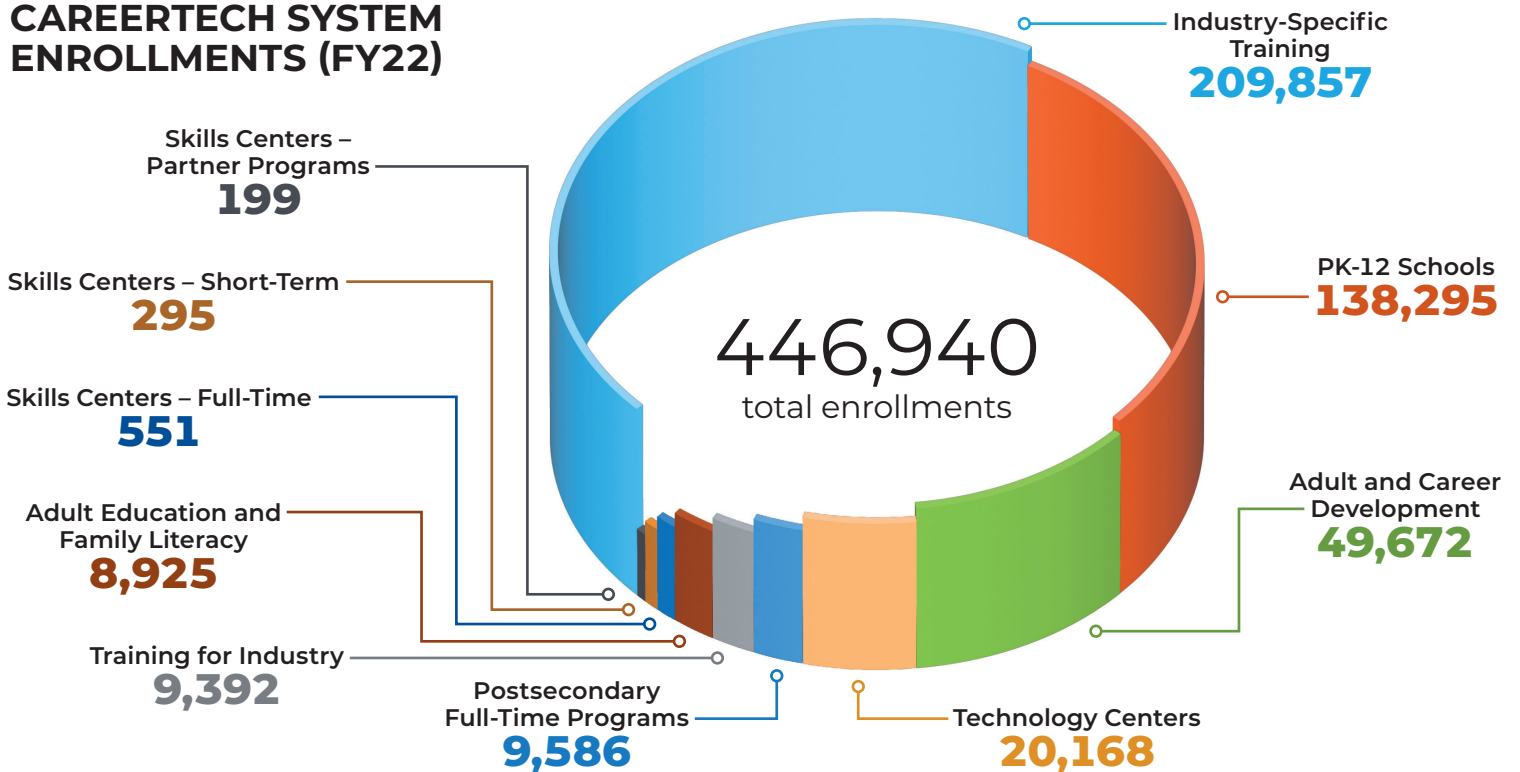
CAREERTECH DELIVERS

One of the strengths of the CareerTech System is its accessibility to almost every Oklahoman.

- More than **446,000** total enrollments in Oklahoma CareerTech offerings
- CareerTech offerings in **391** PK-12 school districts – **1,457** teachers
- **29** technology center districts with **60** campuses – **1,372** teachers
- Business and industry training attracts new industry and helps existing businesses expand and prosper – **6,671** companies served
- **15** skills center sites (inmate/juvenile offenders) – **33** teachers
- **32** adult education and family literacy providers at **115** sites



CAREERTECH SYSTEM ENROLLMENTS (FY22)



BUSINESS AND INDUSTRY (FY22)

6,671
COMPANIES SERVED
 (unduplicated)

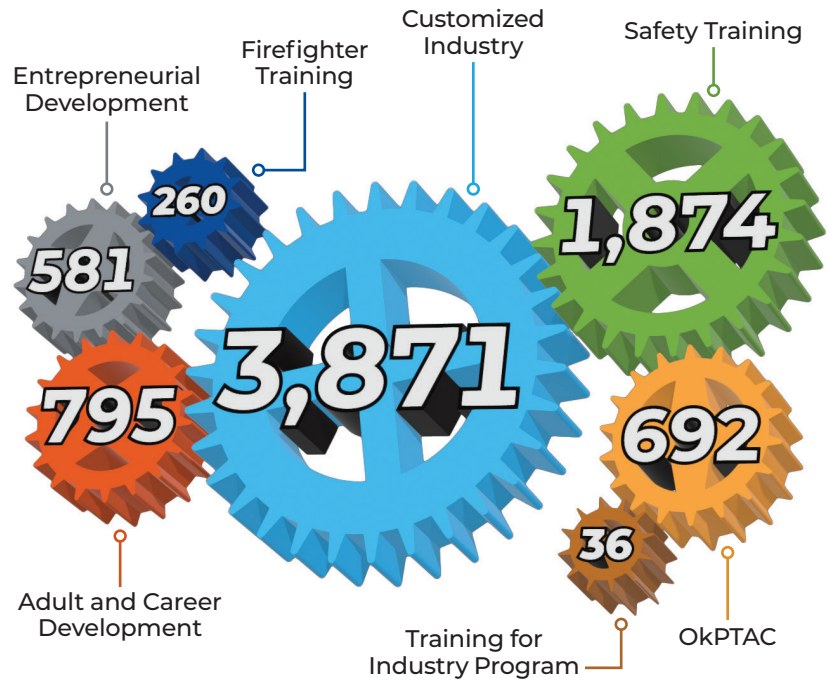
DID YOU KNOW?

Business and Industry Services

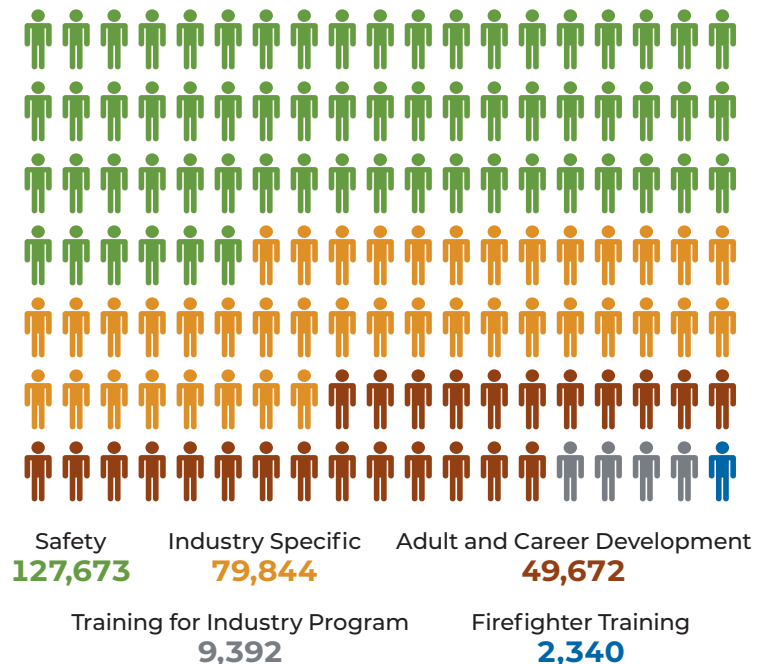
- ▶ Helped more than **6,600** companies increase profitability through some form of service and training.
- ▶ Assisted companies to locate in Oklahoma and provided training for **2,941** new jobs through the Training for Industry Program.
- ▶ Helped Oklahoma companies secure **1,775** contracts valued at **\$392,442,455** through Oklahoma PTAC.

BUSINESSES SERVED


Total businesses served, duplicated in some categories: **8,109**



BUSINESS AND INDUSTRY ENROLLMENTS



SKILLS CENTERS, DROPOUT RECOVERY AND ADULT EDUCATION AND FAMILY LITERACY (FY22)



SKILLS CENTERS ENROLLMENT, PLACEMENT, WAGE INFORMATION

Students served – full-time	551
Students served – short-term	295
Completed – full-time	217
Average hourly wage	\$14.64

1,045
ENROLLMENTS

ADULT EDUCATION AND FAMILY LITERACY

Oklahomans are provided instruction annually through CareerTech's Adult Education and Family Literacy programs.

- **32** AEFL providers at **115** sites
- **8,925** total students served
- **4,740** students working on high school equivalency
- **2,125** correctional center students
- **2,094** English literacy/civics students

DROPOUT RECOVERY

CareerTech's dropout recovery program helps students who drop out of high school earn their diplomas and gain skills to enter the workforce.

- **514** students: **235** females, **279** males
- **239** earned high school diplomas
- **2** earned a high school equivalency
- **114** obtained employment
- **12** entered the military
- **74** enrolled in postsecondary education

PK-12 SCHOOLS (FY22)



138,295
ENROLLMENTS

► CareerTech programs are available to students in fifth through 12th grades in Oklahoma's PK-12 schools.

DID YOU KNOW?

► In FY22, **31% (127,875)** of Oklahoma 5th–12th grade students were enrolled in CareerTech classes.

► In FY22, **42% (83,580)** of Oklahoma 9th–12th grade students were enrolled in CareerTech classes.

► There were **127,875** secondary CareerTech enrollments (some students may take more than one offering).

FY22 TEACHERS IN COMPREHENSIVE SCHOOLS

	No. of teachers	No. of enrollments
<i>Agricultural Education</i>	484	28,223
<i>Business and Information Technology Education</i>	249	24,751
<i>Family and Consumer Sciences Education</i>	364	42,446
<i>Health Careers Education</i>	14	1,091
<i>Marketing Education</i>	30	2,687
<i>Science, Technology, Engineering and Mathematics</i>	292	36,967
<i>Trade and Industrial Education</i>	24	2,130



OFFERINGS IN PK-12 SCHOOLS (GRADES 5-12)

- Provide a hands-on learning environment
- Integrate rigorous academics
- Provide opportunities to explore and experience potential careers
- Provide knowledge and skill development in multiple career pathways

CAREERTECH STUDENT ORGANIZATIONS

➤ In FY 22, **95,390** students learned important leadership skills as members of seven co-curricular CareerTech student organizations (CTSOs).



27,892



24,892



14,752



14,214



6,434



5,686



1,520

TECHNOLOGY CENTERS (FY22)

298,675

ENROLLMENTS

► In FY22, technology center districts operated on 60 campuses across the state, making CareerTech training and services accessible to most Oklahomans. High school student enrollments in technology centers totaled 20,168. Adult enrollments in career programs, industry-specific training, adult and career development and the Training for Industry Program were 278,507.

TECHNOLOGY CENTERS ENROLLMENT (FY22)

► 298,675 total



Industry-Specific Training
209,857

Adult and Career Development
49,672

Secondary Students in Career Programs
20,168

Adults in Career Programs
9,586

Training for Industry Program
9,392

TECHNOLOGY CENTER ENROLLMENT BY CAREER CLUSTER (FY22)

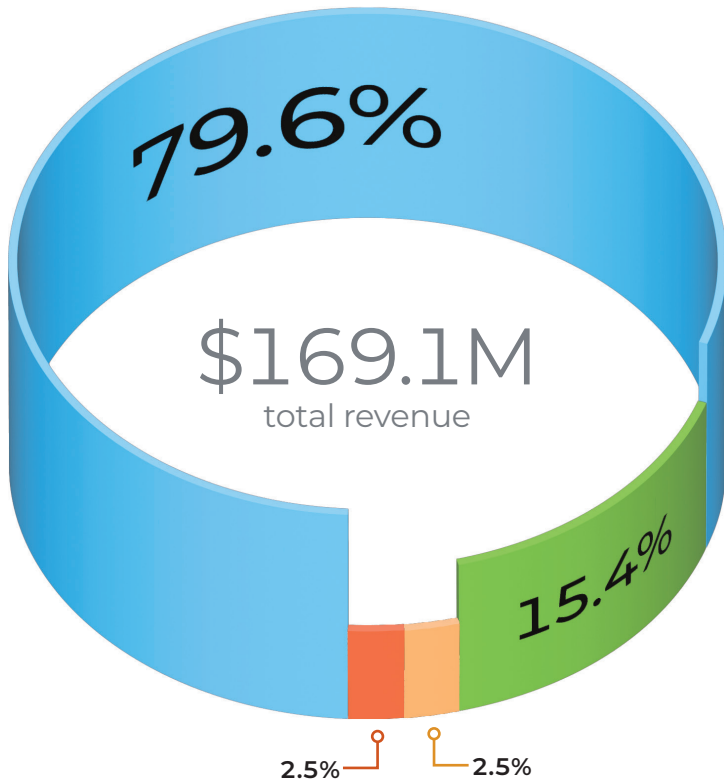
Agriculture, Food and Natural Resources	197
Architecture and Construction	3,118
Arts, Audio/Video Technology and Communications	1,052
Business Management and Administration	852
Education and Training	103
Finance	256
Health Science	6,597
Hospitality and Tourism	794
Human Services	2,309
Information Technology	2,817
Law, Public Safety, Corrections and Security	705
Manufacturing	3,302
Marketing	239
Science, Technology, Engineering and Mathematics	3,365
Transportation, Distribution and Logistics	4,231
Energy and Power	37
Grand Total	29,974

DID YOU KNOW?

- Oklahoma CareerTech annual enrollments totaled **446,940**.
- **Thirty-one percent (127,875)** of Oklahoma 5th–12th grade students were enrolled in CareerTech classes.
- **Forty-two percent (83,580)** of Oklahoma 9th–12th grade students were enrolled in CareerTech classes.
- More than **95,000** students learned important leadership skills as members of co-curricular CareerTech student organizations.
- Oklahoma CareerTech helped more than **6,600** businesses increase sales, improve productivity, reduce costs and expand operations.
- Through **1,045** enrollments, Oklahoma CareerTech skills centers offered specialized training to adult and juvenile offenders.
- Oklahoma CareerTech programs had a **91%** positive placement rate in FY21, which means nearly all CareerTech graduates found employment, entered the military or continued their education.
- Oklahoma CareerTech students earned **18,229** industry-endorsed certificates in FY22.



FY22 ODCTE FISCAL OVERVIEW

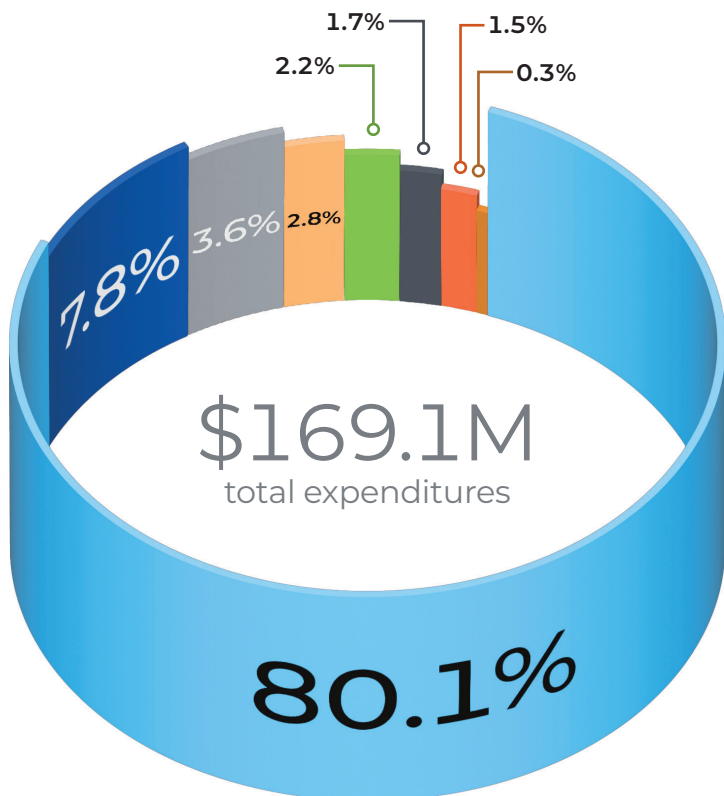


AGENCY REVENUE

► Sources of Revenue from All Funding Sources (FY22 Actual)

State – General	\$134,641,723
Federal	\$26,071,324
Revolving*	\$4,210,292
State – Lottery	\$4,138,501
Total	\$169,061,840

* Includes Agency Special Account



AGENCY EXPENDITURES

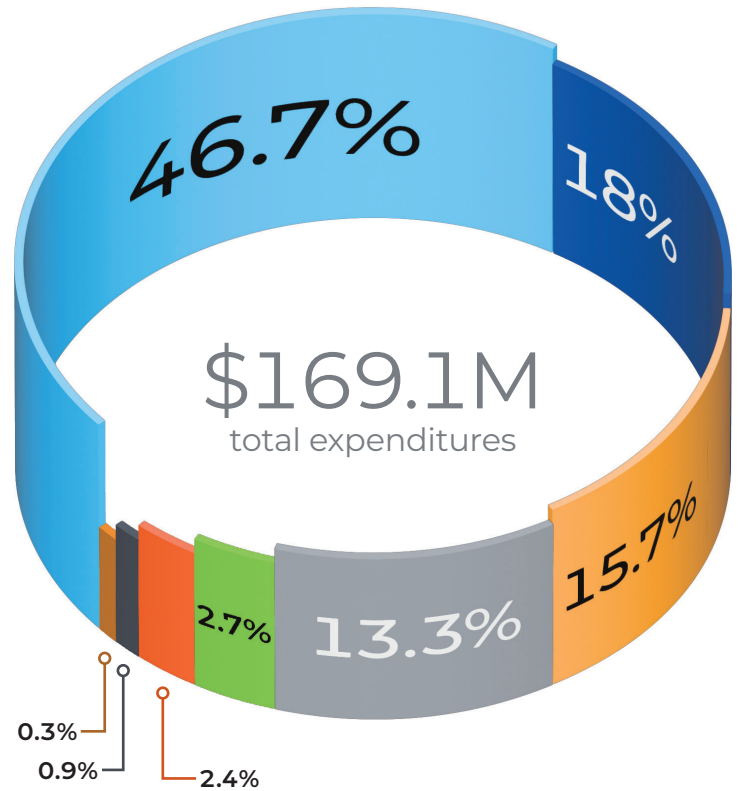
► Expenditures by Activity from All Funding Sources (FY22 Actual)

Educational Attainment	\$135,342,517
Student and Stakeholder Support	\$13,219,319
Customized Training and Consulting	\$6,121,394
Dropout Recovery/Youth Offender/Skills Centers	\$4,657,058
Information Technology	\$3,722,030
Administration	\$2,898,516
Curriculum, Assessment and Digital Delivery	\$2,560,679
Payments in Process as of June 30, 2022	\$540,327
Total	\$169,061,840

AGENCY EXPENDITURES

► Expenditures by Service Delivery from All Funding Sources (FY22 Actual)

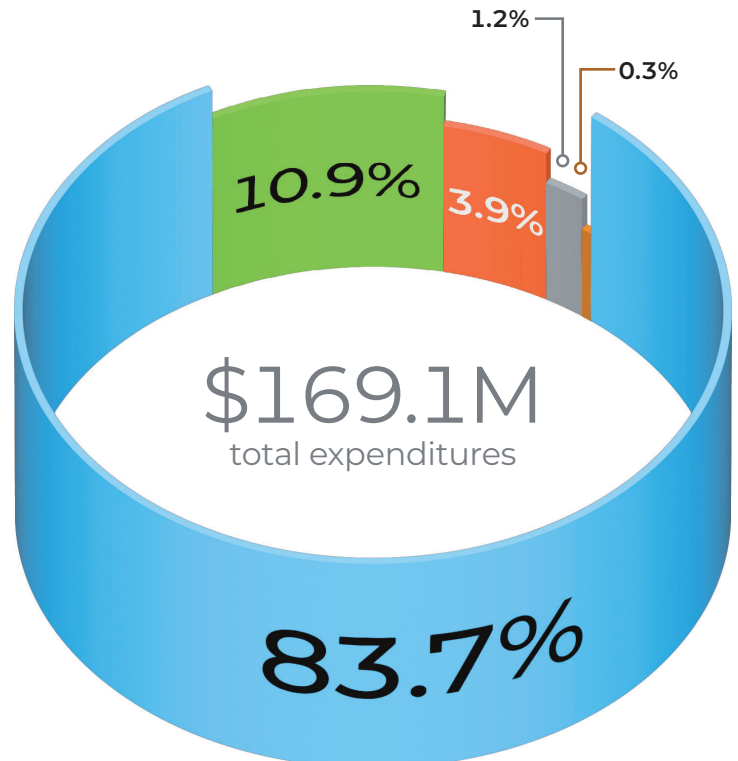
Technology Centers (Operations)	\$78,911,040
PK-12 Schools	\$30,442,445
Technology Centers (Health Benefit Allowance)*	\$26,510,028
Agency	\$22,400,544
Skills Centers	\$4,555,758
Colleges	\$4,098,810
Other	\$1,602,888
Payments in Process as of June 30, 2022	\$540,327
Total	\$169,061,840



AGENCY EXPENDITURES

► Expenditures by Category from All Funding Sources (FY22 Actual)

Pass Through to Schools	\$141,565,211
Personnel Services	\$18,388,693
Operating Expenses	\$6,581,621
Professional Services	\$1,985,988
Payments in Process as of June 30, 2022	\$540,327
Total	\$169,061,840





POWERING OKLAHOMA'S ECONOMY



OKLAHOMA
CareerTech

OKLAHOMA DEPARTMENT OF CAREER AND TECHNOLOGY EDUCATION
1500 WEST SEVENTH AVENUE | STILLWATER, OK 74074-4398

OKCAREERTECH.ORG | 405.377.2000 | 800.522.5810