

**Horticulture**

**Job**

**Readiness**

**Contest**

# HORTICULTURE JOB READINESS CONTEST

The Horticulture Job Readiness contest will consist of a verbal identification of annual, perennial and trees/ shrubs from Oklahoma State Department provided pictures.

The contest will also consist of a demonstration of how to properly plant a container tree. The tree to be planted will be a deciduous tree in a container of no larger than 5 gallon.

As soon as the contestant has completed the assignment and is fully satisfied with the workmanship, the contestant should indicate to the judge that they are finished properly planting the tree.

There will be five (5) plants chosen out of each of the following areas for the identification. The five annuals, five perennials and five trees/shrubs will be kept separate and have a tag that states annuals, perennials and trees/shrubs.

<b>Annuals</b>	<b>Perennials</b>	<b>Tree/Shrubs</b>
Pansy	Purple Coneflower	Kentucky Coffee Tree
Coleus	Clematis	Chinese Pistache
Marigold	Hosta	Golden Braintree
Begonia	Gaillardia	Cedar Elm
Dusty Miller	Mum	Shantung Maple
Petunia	Hydrangea	Bosnian Pine
Impatiens	Shasta Daisy	Redbud
Geranium	Purple Fountain Grass	Barberry
Lantana	Jasmine	Crepe Myrtle
Vinca	Mexican Petunia	Nandina

The contestant will be required to properly pronounce the name of each plant to the judges. Each contestant must work independently and without assistance from anyone\*, such assistance may disqualify the contestant.

Contestants will be rated on the basis of total scores, including the identification and tree planting.

\*Deaf/ Hearing Impaired student will be allowed an interpreter.

# ANNUALS



**PANSY**



**COLEUS**



**MARIGOLD**



**BEGONIA**



**DUSTY MILLER**



**PETUNIA**



**IMPATIENS**



**GERANIUM**




**LANTANA**



**VINCA**

# PERENNIALS



**PURPLE CONE FLOWER**



**CLEMATIS**

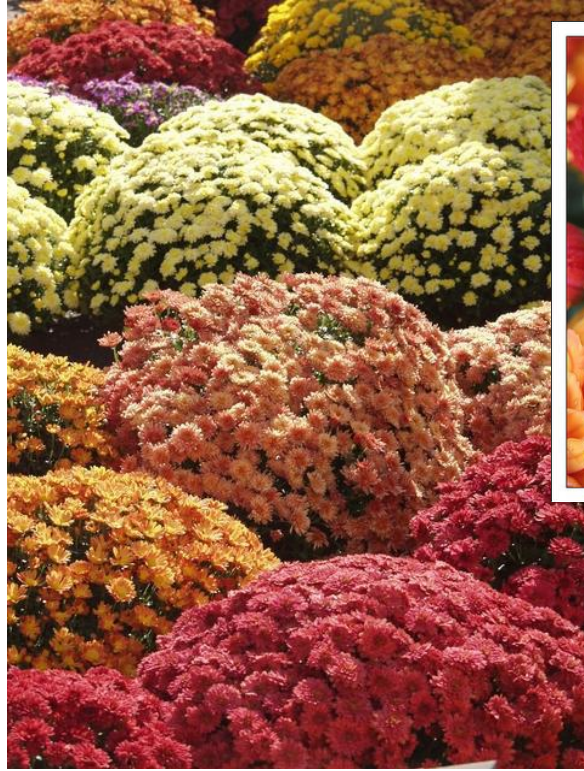




**HOSTA**



**GAILLARDIA**



**MUM**



**HYDRANGEA**



**SHASTA DAISY**



**JASMINE**



**MEXICAN PETUNIA**

# TREES & SHRUBS




**KENTUCKY COFFEE TREE**





**CHINESE PISTACHE**





**GOLDEN RAIN TREE**





**CEDAR ELM**







**SHANTUNG MAPLE**





**BOSNIAN PINE**





**REDBUD**





**BARBERRY**





**CREPE MYRTLE**





**NANDINA**



# Steps for properly planting a container tree

## *Items needed for the task:*

- \* Round Point Shovel
- \* Post-Hole Digger
- \* Hammer/Sledge
- \* Rubber Hose pieces (pre-cut)
- \* Container Tree (no longer than 5-gallon)
- \* Tape Measure
- \* Water Container (hose hook-up)
- \* Stakes (wooden or metal)
- \* Mulch
- \* Wire (bailing or other)

1. Determine the diameter of the hole to dig.

- Dig the hole twice (2 times) the diameter of the trees' root ball.



2. Dig the depth of the hole.

- Dig the hole to the top of the root ball.



3. Loosen the dirt in the bottom of the hole.

- Turn the dirt in the bottom of the hole with a shovel.





4. Remove the tree from the container.

- Roll or tap the container before removing the container (creates separation between the root ball and container)
- Loosen the root ball



5. Properly place the tree in the hole.

- Center the root ball in the hole.
- Straighten the tree trunk (must have vertical alignment).



6. Back fill the hole to the top of the root ball.
  - Use the same dirt that was dug out of the hole.



7. Firmly press and level the soil around the tree.



8. Water the tree thoroughly.



9. Add 3 – 4 inches of mulch around the base of the tree.
- Mulch should not be touching the tree trunk.



10. Stake the tree with two (2) supports.

- Put stakes at the edge of the mulch ring at a 25 degree angle
- Place wire into rubber hose piece
- Attach rubber hose and wire to the tree trunk
- Tie off the wire to the stakes firmly.



# Horticulture Contest

## Rating Sheet

Contestant Number \_\_\_\_\_

\*\*\*Time started: \_\_\_\_\_ Time finished: \_\_\_\_\_ \*\*Used for tie-breaker only\*\*

Category	Excellent	Very Good	Good	Fair	Poor
1. Determine the diameter of the hole to dig. (Twice the diameter of the tree's rootball.)	20 Diameter correct size	15 Diameter too small	10 Diameter too wide	5 Uneven diameter	0 All Incorrect
2. Dig the depth of the hole. (Dig hole to top of rootball.)	20 Proper depth	15 Hole too shallow	10 Hole too deep	5 Top of rootball uneven	0 All Incorrect
3. Loosen the dirt in the bottom of the hole. (Use shovel to turn dirt.)	20 Dirt properly loosened	15 Improperly loosened dirt	10 Dirt not loosened deep enough	5 Only turned dirt once	0 All Incorrect
4. Remove tree from the container. (Roll or tap container, Loosen the rootball)	20 Does both well	15 Does both ok	10 Does 1 well	5 Does 1 ok	0 All Incorrect
5. Properly places the tree in the hole. (Center the rootball in the hole, Straighten the tree trunk-must have vertical alignment)	20 Centered & straight	15 Straight but not centered	10 Centered but not straight	5 Off center, leaning	0 All Incorrect
6. Back fill the hole to the top of the rootball.	20 Dirt level with rootball	15 Not enough dirt added	10 Too much dirt added	5 Dirt added not level	0 All Incorrect
7. Firmly press and level the soil around the tree.	20 Does all correctly	15 Didn't press all around	10 Pressed but not level	5 Level but not pressed	0 All Incorrect
8. Water the tree thoroughly.	20 Watered thoroughly	15 Partial watered	10 Sprayed leaves, not base	5 Too much water	0 All Incorrect
9. Add 3-4 inches of mulch. (Mulch should not be touching tree trunk.)	20 Adds proper amount of mulch	15 Not enough mulch	10 Mulch touching tree trunk	5 Not completely around base of tree	0 All Incorrect
10. Stake the tree with 2 supports. (Put stakes at edge of mulch ring at a 25° angle, Place wire into rubber hose piece, attach to tree trunk, tie off wire to stakes firmly)	20 All steps correct	15 Stakes incorrectly placed	10 Wire too loose	5 No rubber hose added to wire	0 All Incorrect

**Sub-total Score** \_\_\_\_\_

## Horticulture Identification Rating Sheet

Contestant No. \_\_\_\_\_

	Annuals	Yes	No	Comments
1				
2				
3				
4				
5				
	Score 50 Possible/10 per plant			


	Perennials	Yes	No	Comments
1				
2				
3				
4				
5				
	Score 50 Possible/10 per plant			

	Trees and Shrubs	Yes	No	Comments
1				
2				
3				
4				
5				
	Score 50 Possible/10 per plant			



#1 Annual ID Score (50 Possible) \_\_\_\_\_  
#2 Perennial ID Score (50 Possible) \_\_\_\_\_  
#3 Tree and Shrub ID Score (50 Possible) \_\_\_\_\_  
#4 Tree planting skill demo. (200 Possible) \_\_\_\_\_  
Resume Penalty (minus 0-5 points from total) \_\_\_\_\_

**JUDGES' FINAL SCORE (350 POSSIBLE)**



Comments:

---

---

---

---