

# OKLAHOMA COVID-19 WEEKLY REPORT

Weekly Epidemiology and Surveillance Report  
March 6 – 12, 2022



**PURPOSE** To provide up-to-date weekly epidemiological data on COVID-19 in Oklahoma.

## WEEKLY SUMMARY FOR MARCH 6-12, 2022

Cases <sup>1</sup>	
Previously Reported Cases	1,026,650
New Cases week of March 6 – March 12	665
Total Cumulative Cases	1,029,634
Deaths <sup>2</sup>	
Previously Reported Deaths	13,514
Newly Reported Deaths	216
Total Deaths	13,730

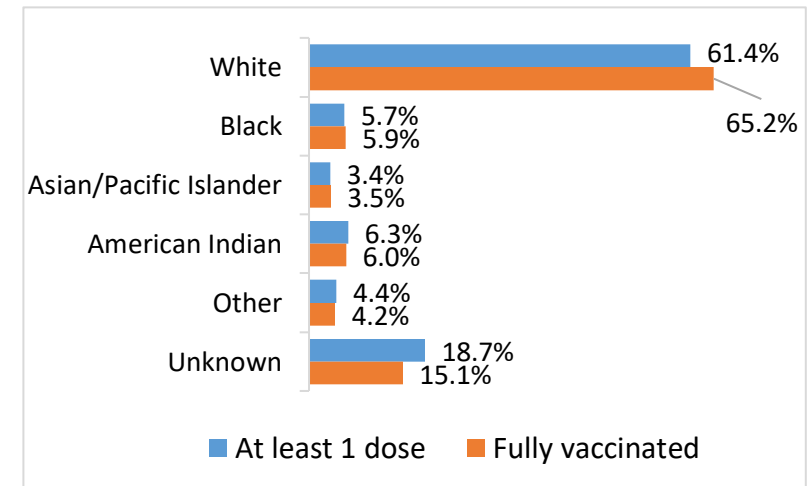
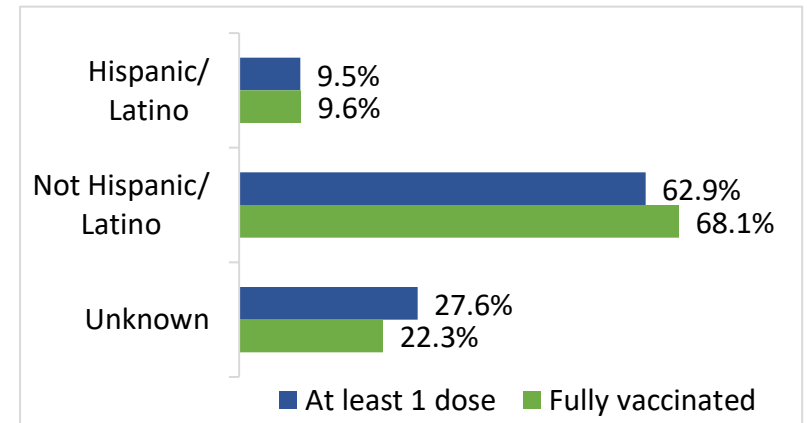
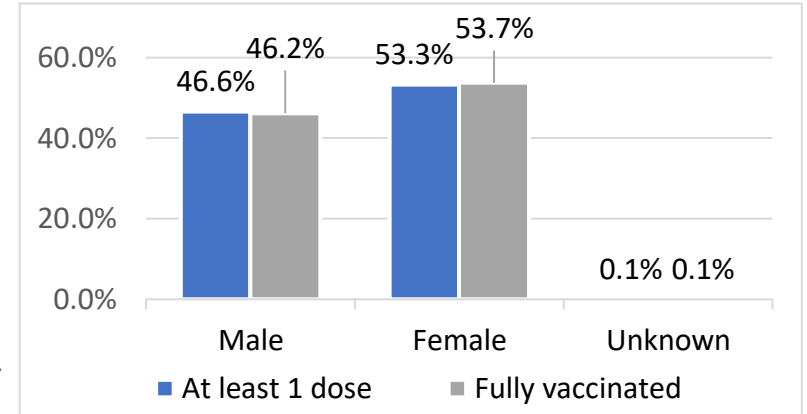
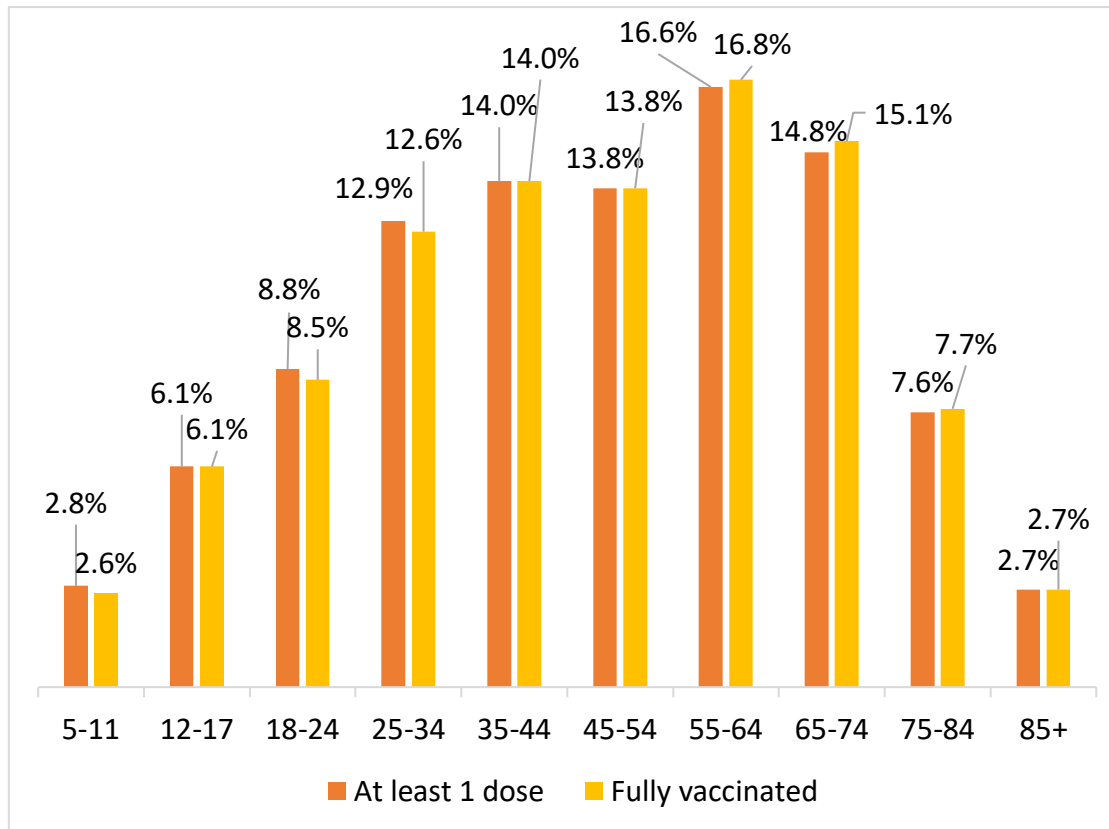
1. Weekly case total is based on the number of cases with a symptom onset/specimen collection date in the given time frame. The cumulative total includes new cases as well as older cases identified as a result of delayed reporting.

2. Newly reported deaths had dates of death ranging from Sep. 2021 to Mar. 2022 with the majority occurring in Feb. 2022. Please refer to the graph on page 9 which shows when newly reported deaths occurred.

# COVID- 19 VACCINE DATA BY TOTAL AND KEY METRICS<sup>1</sup>

	March 9-15	Total Number
Doses Administered	12,429	4,682,744
At least 1 dose <sup>2</sup>	3,426	2,199,880
Fully vaccinated <sup>3</sup>	4,455	1,859,665

1. Doses administered amount does not include doses administered by federal entities in Oklahoma.
2. At least one does refers to individuals (ages 5 years+) receiving Pfizer and Moderna COVID-19 vaccines and/or receiving single shot of J&J/Janssen Vaccine.
3. Fully vaccinated refers to individuals (ages 5 years+) fully vaccinated after receiving either Pfizer and/or Moderna COVID-19 vaccines (both doses) and/or receiving single shot of J&J/Janssen Vaccine.

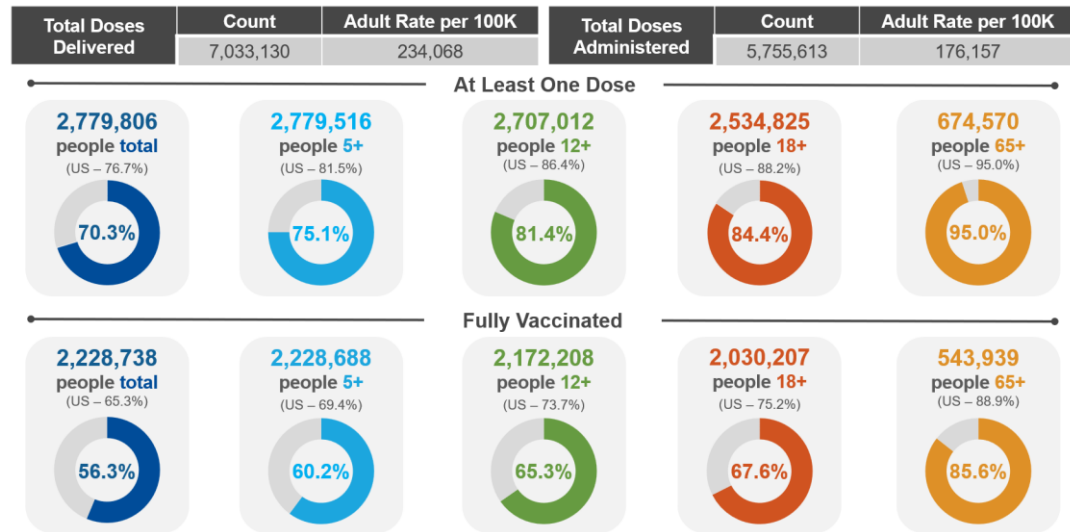


Source: COVID-19 Vaccination Reporting Specification Dataset Oklahoma State Immunization Information System (OSIIS). Data reflect information entered as of 11:59PM 3/15/2022. **Data does not include doses administered by federal entities in Oklahoma**

# COVID-19 VACCINATIONS IN OKLAHOMA - FEDERAL AND STATE, AS OF MARCH 15, 2022

	Count*	Adult Rate per 100K
<b>Total Doses Administered</b>	<b>5,755,613</b>	<b>176,157</b>
<b>Additional doses (booster/3rd) Administered</b>	<b>815,173</b>	<b>na</b>

\*Includes state and federal administered doses.



## Percent of 5+ Population with At Least 1 Dose- Oklahoma Counties

County	At Least 1 Dose (%)	County	At Least 1 Dose (%)	County	At Least 1 Dose (%)	County	At Least 1 Dose (%)	County	At Least 1 Dose (%)
Adair	57.8%	Cotton	62.4%	Jackson	67.0%	McIntosh	65.0%	Roger Mills	43.9%
Alfalfa	53.0%	Craig	70.3%	Jefferson	52.6%	Murray	54.9%	Rogers	58.3%
Atoka	43.3%	Creek	54.1%	Johnston	53.6%	Muskogee	70.2%	Seminole	66.0%
Beaver	39.8%	Custer	60.8%	Kay	53.7%	Noble	77.5%	Sequoyah	56.2%
Beckham	50.4%	Delaware	56.9%	Kingfisher	58.1%	Nowata	61.2%	Stephens	60.2%
Blaine	57.2%	Dewey	30.2%	Kiowa	63.4%	Okfuskee	55.5%	Texas	58.9%
Bryan	54.6%	Ellis	42.0%	Latimer	41.3%	Oklahoma	88.0%	Tillman	62.3%
Caddo	80.8%	Garfield	63.2%	LeFlore	48.5%	Okmulgee	51.8%	Tulsa	81.4%
Canadian	77.0%	Garvin	57.8%	Lincoln	50.8%	Osage	44.1%	Wagoner	59.9%
Carter	57.8%	Grady	49.1%	Logan	44.3%	Ottawa	50.6%	Washington	59.7%
Cherokee	69.9%	Grant	52.4%	Love	54.7%	Pawnee	61.5%	Washita	48.7%
Choctaw	44.6%	Greer	44.3%	Major	59.3%	Payne	62.4%	Woods	51.0%
Cimarron	42.1%	Harmon	60.8%	Marshall	58.5%	Pittsburg	57.0%	Woodward	46.3%
Cleveland	73.9%	Harper	53.6%	Mayes	56.9%	Pontotoc	65.4%		
Coal	49.6%	Haskell	50.6%	McClain	60.9%	Pottawatomie	64.1%		
Comanche	79.1%	Hughes	56.5%	McCurtain	45.9%	Pushmataha	43.1%		

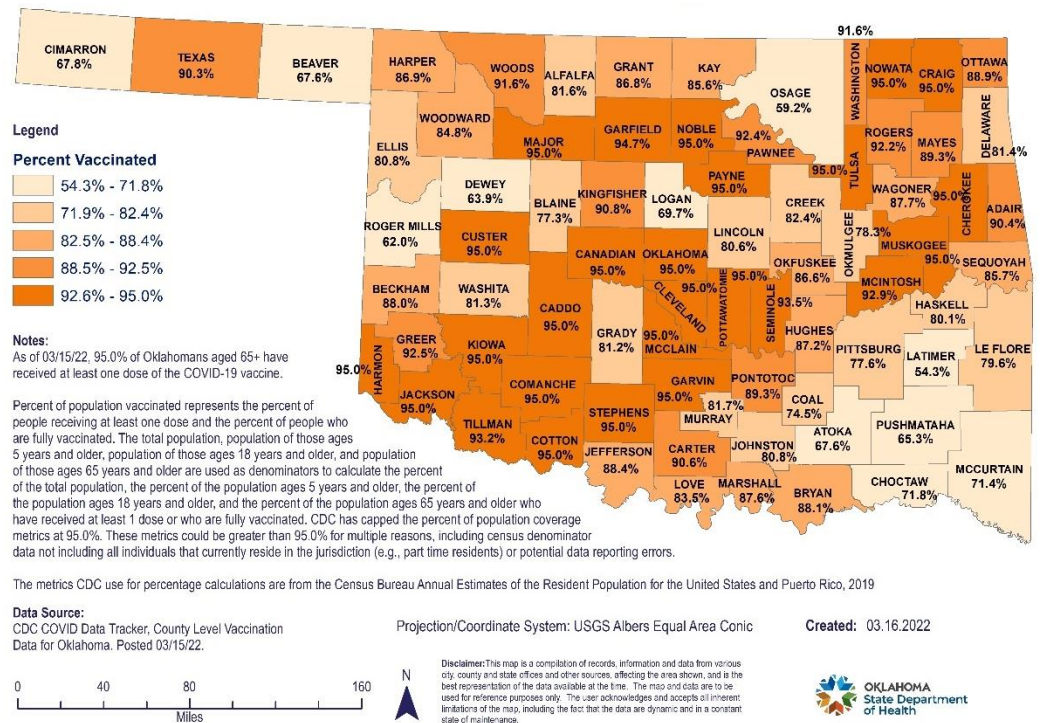
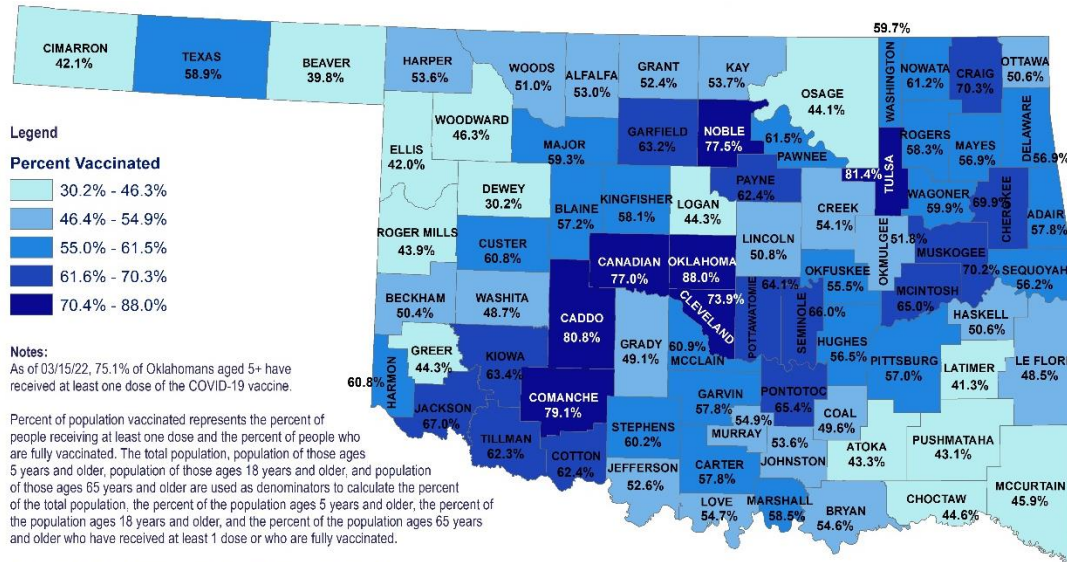
Source: CDC COVID Data Tracker – COVID-19 Vaccinations in the United States and COVID-19 Integrated County View. Posted: 3/15/2022

## STATE ADMINISTERED COVID- 19 VACCINATION DEMOGRAPHICS\*

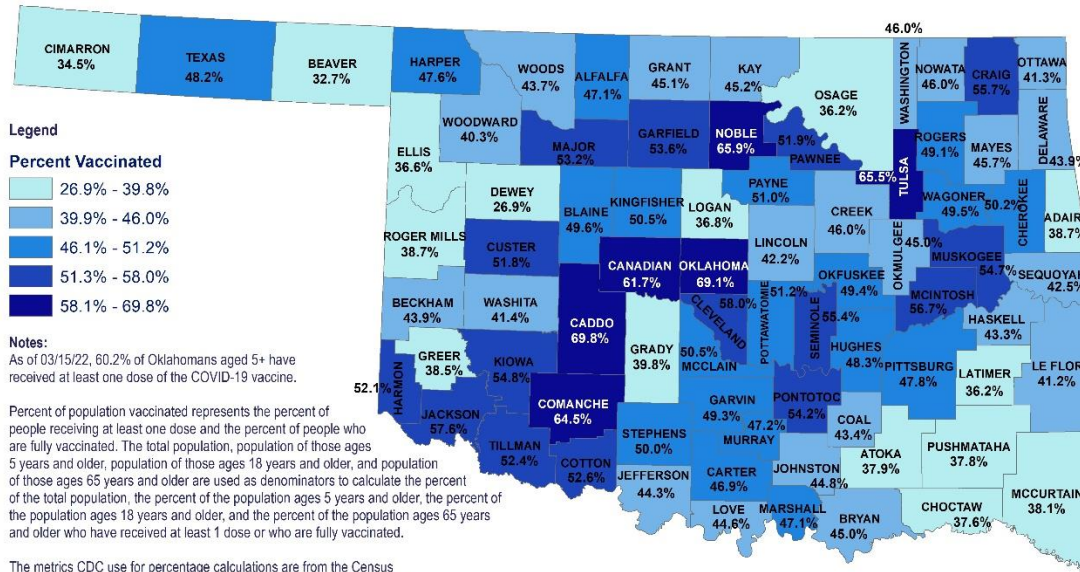
		Total Population ≥5 years of age	People who received at least 1 dose	People who are fully vaccinated
<b>Oklahoma</b>		3,727,267	2,199,880 (59.0%)	1,859,665 (49.9%)
<b>Gender</b>				
	Male	1,841,326 (49.4%)	1,024,155 (55.6%)	858,315 (46.6%)
	Female	1,885,941 (50.6%)	1,172,689 (62.2%)	999,424 (53.0%)
	Unknown		3,036	1,926
<b>Age group</b>				
	5-11	376,571 (10.1%)	61,520 (16.3%)	48,461 (12.9%)
	12-17	323,433 (8.7%)	133,107 (41.2%)	113,241 (35.0%)
	18-24	381,974 (10.2%)	193,476 (50.7%)	157,212 (41.2%)
	25-34	545,036 (14.6%)	284,563 (52.2%)	234,380 (43.0%)
	35-44	505,948 (13.6%)	307,689 (60.8%)	259,497 (51.3%)
	45-54	451,176 (12.1%)	302,664 (67.1%)	257,395 (57.0%)
	55-64	489,970 (13.1%)	365,217 (74.5%)	312,756 (63.8%)
	65-74	380,547 (10.2%)	325,750 (85.6%)	281,670 (74.0%)
	75-84	197,625 (5.3%)	166,080 (84.0%)	143,902 (72.8%)
	85+	74,987 (2.0%)	59,660 (79.6%)	51,128 (68.2%)
<b>Race</b>				
	White	2,889,695 (77.5%)	1,350,157 (46.7%)	1,213,227 (42.0%)
	Black	330,151 (8.9%)	125,591 (38.0%)	109,202 (33.1%)
	Asian/PI	107,435 (2.9%)	75,593 (70.4%)	65,764 (61.2%)
	American Indian	399,986 (10.7%)	138,828 (34.7%)	111,568 (27.9%)
	Other	-	97,668	78,606
	Unknown	-	412,043	281,298
<b>Ethnicity</b>				
	Hispanic or Latino	403,212 (10.8%)	208,624 (51.7%)	178,382 (44.2%)
	Not Hispanic or Latino	3,324,055 (89.2%)	1,383,699 (41.6%)	1,266,240 (38.1%)
	Unknown	-	607,557	415,043

Note: Fully vaccinated refers to individuals (ages 5 years+) completing series after receiving either Pfizer and/or Moderna COVID-19 vaccines (both doses) and/or receiving single shot of J&J/Janssen Vaccine. Data Source: 1. Vintage 2020 bridged-race postcensal population estimates files contain estimates of the resident population of the United States as of April 1, 2010 - July 1, 2020 (based on the 2010 census). Released by the National Center for Health Statistics (NCHS) 2. Vaccination Reporting Specification (CVRS) Dataset - Oklahoma State Immunization Information System (OSIIS); Data reflect information entered as of 11:59PM 03/08/2022. **\*Data does not include doses administered by federal entities in Oklahoma.**

# OKLAHOMA COVID-19 AT LEAST 1 DOSE COUNTY LEVEL VACCINE ADMINISTRATION FOR AGES 5+ AND 65+

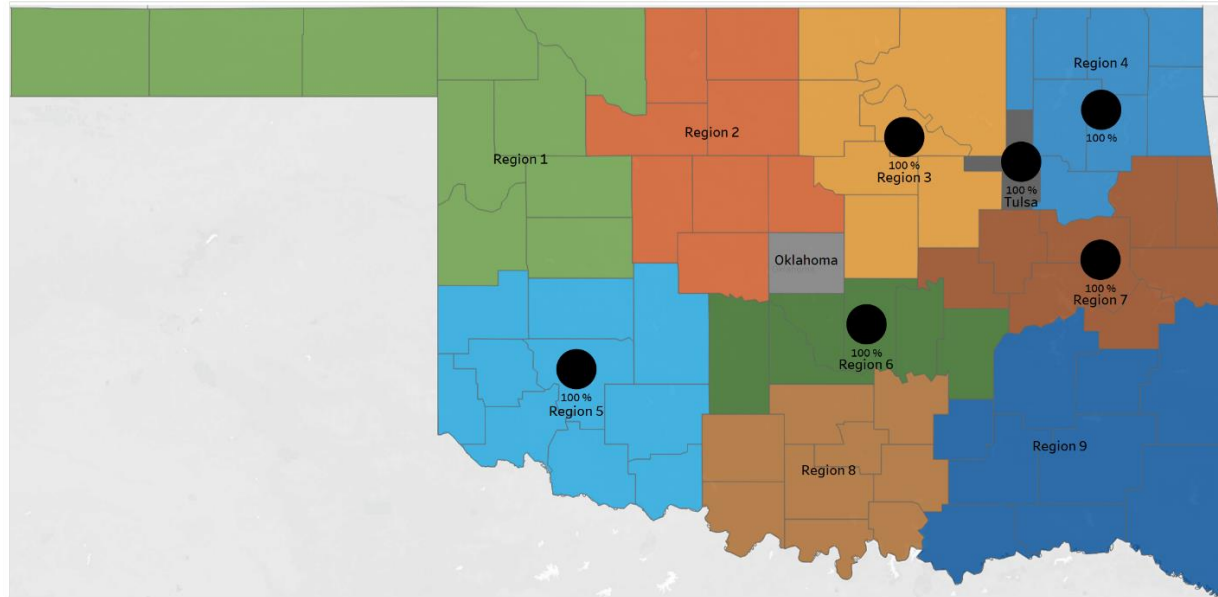


# OKLAHOMA COVID-19 FULLY VACCINATED COUNTY LEVEL VACCINE ADMINISTRATION FOR AGES 5+ AND 65+



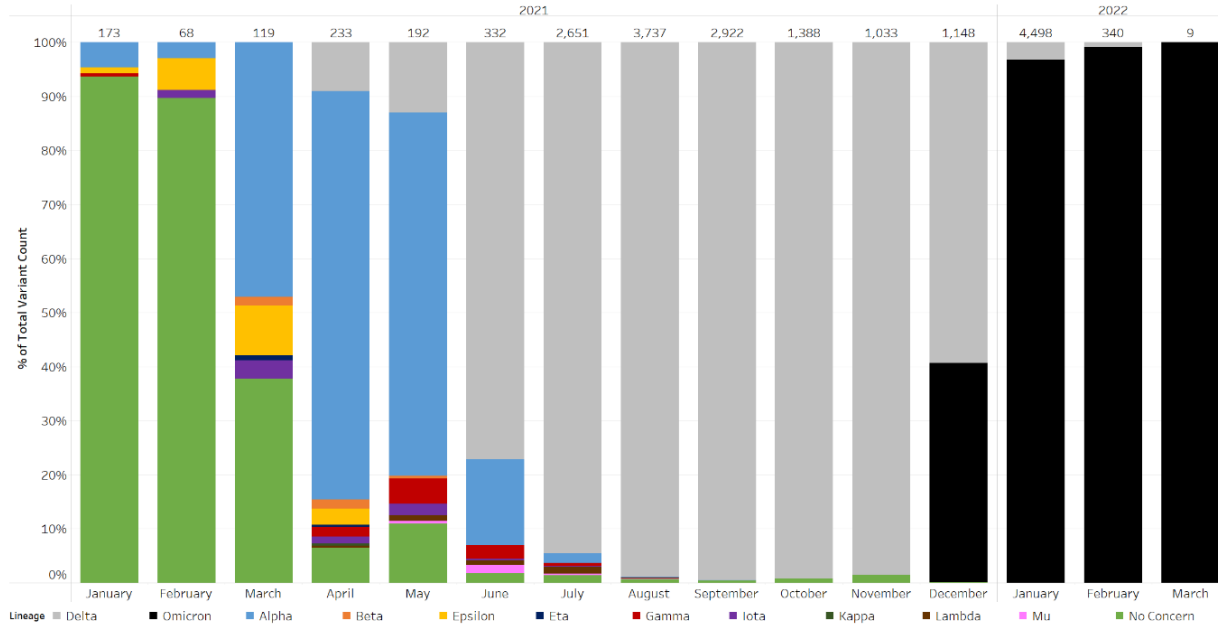
# COVID-19 VARIANT STRAINS SEQUENCED\*

Variant Proportions by Region, Dates of Specimen Collection: February 26, 2022 - March 7, 2022, (N=14; Omicron n=14, 100 %):



\*No results for sequenced specimens collected between 2/16-2/25 were available at the time of this report for regions 1, 2, 8, and 9.

Monthly Proportion of Variant Lineages, Oklahoma, January 1, 2021 - March 15, 2022 (N=18,843)



**Note:** Data presented represent samples sequenced by the Oklahoma Public Health Lab (PHL) or other Reference Labs that reported the results to the OSDH. The PHL sequences all samples which are received and that meet necessary sample collection and specimen quality requirements. As additional samples are sequenced, these percentages may change.

## DISTRIBUTION OF RECENT COVID-19 HOSPITAL ADMISSIONS BY VACCINATION STATUS AND AGE GROUP AS OF MARCH 15, 2022<sup>+</sup>

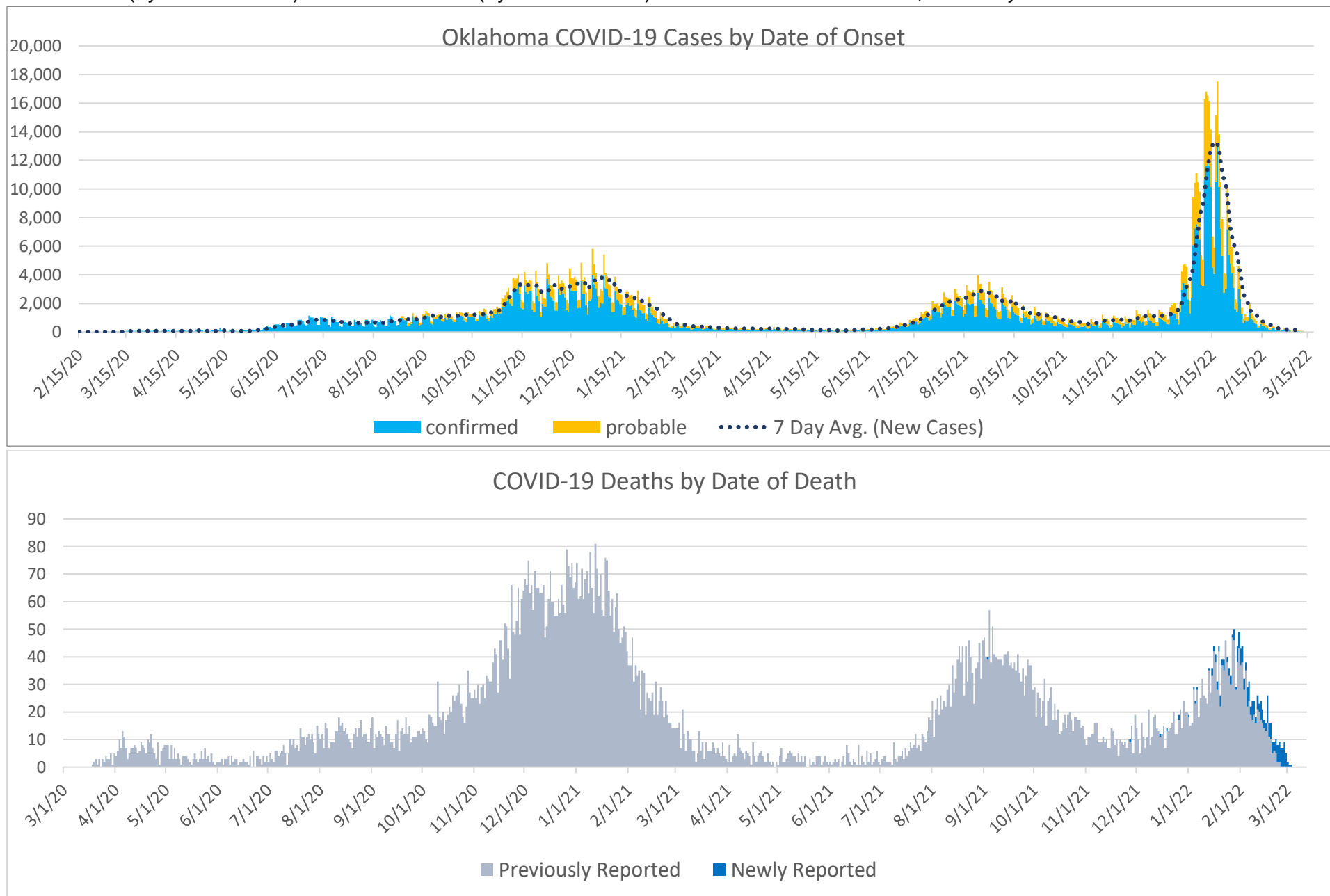
Vaccination Status	Age Group	Hospital Admissions in the last 30 days <sup>***</sup>	Percentage within Vaccination Status Category	Percentage of Total Hospitalizations
Non-Vaccinated	Under 1- 4	3	1.3%	0.7%
	5-17	1	0.4%	0.2%
	18-35	15	6.4%	3.7%
	36-49	23	9.9%	5.6%
	50-64	55	23.6%	13.5%
	65+	133	57.1%	32.6%
	Unknown	3	1.3%	0.7%
	<b>Total</b>	<b>233</b>	<b>100.0%</b>	<b>57.1%</b>
Fully Vaccinated*	5-17	1	0.7%	0.2%
	18-35	10	7.2%	2.5%
	36-49	6	4.3%	1.5%
	50-64	29	21.0%	7.1%
	65+	92	66.7%	22.5%
	Unknown	0	0.0%	0.0%
	<b>Total</b>	<b>138</b>	<b>100.0%</b>	<b>33.8%</b>
Partially Vaccinated**	5-17	0	0.0%	0.0%
	18-35	0	0.0%	0.0%
	36-49	1	2.7%	0.2%
	50-64	7	18.9%	1.7%
	65+	29	78.4%	7.1%
	Unknown	0	0.0%	0.0%
	<b>Total</b>	<b>37</b>	<b>100.0%</b>	<b>9.1%</b>
<b>Total Hospitalizations</b>	<b>408</b>			

<sup>+</sup> Data are preliminary and subject to change as more information is gathered, reviewed and quality assurance procedures are applied. The information presented in the table above (hospital admissions by vaccination status) will be limited to cases reported two (2) weeks prior allowing for additional review and quality assurance checks to be applied. \*Fully Vaccinated Vaccine breakthrough cases are defined as an individual with a COVID-19 positive laboratory results (PCR/Antigen) and documentation of COVID-19 vaccination that meets the definition of fully vaccinated. (Individuals are considered fully vaccinated  $\geq 2$  weeks after receiving the last dose in the COVID-19 vaccine series.) \*\*Partially Vaccinated Vaccine breakthrough cases is defined as an individual with a COVID-19 the first dose in a 2-dose COVID-19 vaccine series.) \*\*\*Numbers based on hospital admission date within the past 30 days as reported in the OSDH PHIDDO system.



# CASES AND DEATHS

**New cases** (by date of onset) and **new deaths** (by date of death) of COVID-19 in Oklahoma, February 2020–March 2022



Please note the different axes for new cases (top—from 0 to 20,000 for new cases) and new deaths (bottom—from 0 to 90 for new deaths). Additionally, a 7-day lag has been applied to the COVID-19 case trend line based on information.

## DEMOGRAPHIC INFORMATION FOR 2022 CASES AS OF MARCH 16, 2022

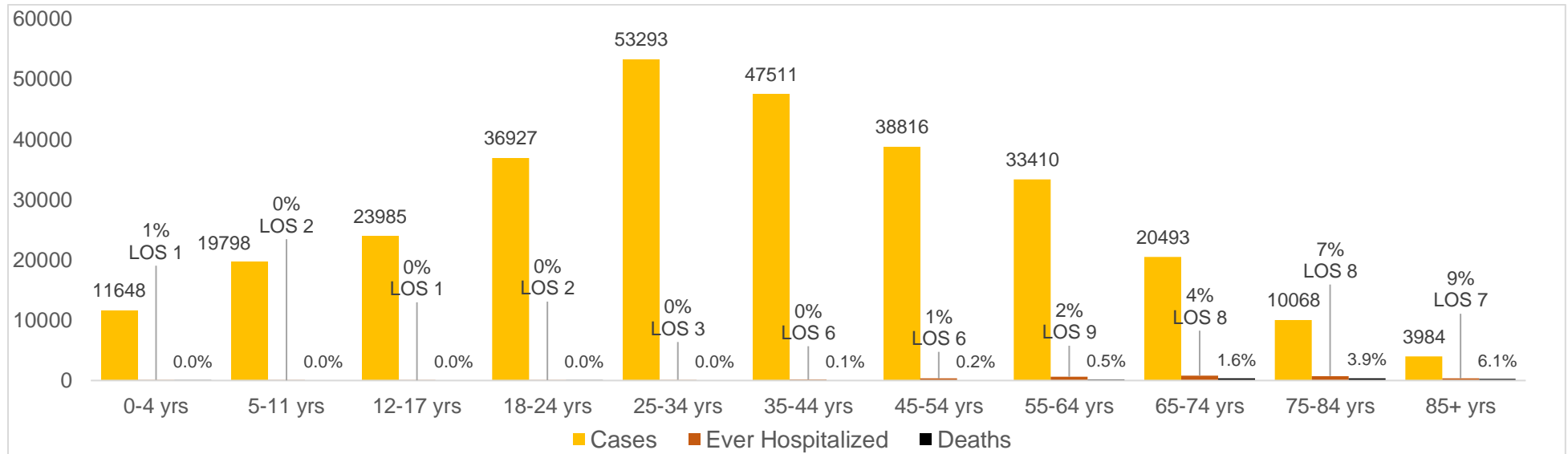
		Cases count (%) <sup>1</sup>		Deaths count (%) <sup>1</sup>		2022 Incidence Rate <sup>2</sup>	2022 Mortality Rate <sup>2</sup>
<b>Oklahoma</b>		<b>300,017</b>		<b>1,275</b>		<b>7,536.6</b>	<b>32.0</b>
<b>Gender</b>							
	Male	<b>132,918</b>	<b>(44.3)</b>	<b>708</b>	<b>(55.5)</b>	<b>6,743.1</b>	<b>35.9</b>
	Female	<b>167,099</b>	<b>(55.7)</b>	<b>567</b>	<b>(44.5)</b>	<b>8,315.0</b>	<b>28.2</b>
	Unknown	<b>0</b>	<b>(0.0)</b>	<b>0</b>	<b>(0.0)</b>		
<b>Age group</b>							
	Under 1- 4	<b>11,648</b>	<b>(3.9)</b>	<b>1</b>	<b>(0.1)</b>	<b>4,594.6</b>	<b>0.4</b>
	5-11	<b>19,798</b>	<b>(6.6)</b>	<b>0</b>	<b>(0.0)</b>	<b>5,257.4</b>	<b>0.0</b>
	12-17	<b>23,985</b>	<b>(8.0)</b>	<b>0</b>	<b>(0.0)</b>	<b>7,415.8</b>	<b>0.0</b>
	18-24	<b>36,927</b>	<b>(12.3)</b>	<b>1</b>	<b>(0.1)</b>	<b>9,667.4</b>	<b>0.3</b>
	25-34	<b>53,293</b>	<b>(17.8)</b>	<b>11</b>	<b>(0.9)</b>	<b>9,777.9</b>	<b>2.0</b>
	35-44	<b>47,511</b>	<b>(15.8)</b>	<b>33</b>	<b>(2.6)</b>	<b>9,390.5</b>	<b>6.5</b>
	45-54	<b>38,816</b>	<b>(12.9)</b>	<b>77</b>	<b>(6.0)</b>	<b>8,603.3</b>	<b>17.1</b>
	55-64	<b>33,410</b>	<b>(11.1)</b>	<b>182</b>	<b>(14.3)</b>	<b>6,818.8</b>	<b>37.1</b>
	65-74	<b>20,493</b>	<b>(6.8)</b>	<b>333</b>	<b>(26.1)</b>	<b>5,385.1</b>	<b>87.5</b>
	75-84	<b>10,068</b>	<b>(3.4)</b>	<b>392</b>	<b>(30.7)</b>	<b>5,094.5</b>	<b>198.4</b>
	85+	<b>3,984</b>	<b>(1.3)</b>	<b>245</b>	<b>(19.2)</b>	<b>5,312.9</b>	<b>326.7</b>
	Unknown	<b>84</b>	<b>(0.0)</b>	<b>0</b>	<b>(0.0)</b>		
<b>Race</b>							
	American Indian or Alaska Native	<b>33,848</b>	<b>(11.3)</b>	<b>61</b>	<b>(4.8)</b>	<b>8,857.2</b>	<b>16.0</b>
	Asian or Pacific Islander	<b>3,786</b>	<b>(1.3)</b>	<b>9</b>	<b>(0.7)</b>	<b>3,598.2</b>	<b>8.6</b>
	Black or African American	<b>16,593</b>	<b>(5.5)</b>	<b>41</b>	<b>(3.2)</b>	<b>5,349.0</b>	<b>13.2</b>
	At Least 2 or More Races	<b>925</b>	<b>(0.3)</b>	<b>1</b>	<b>(0.1)</b>	<b>359.4</b>	<b>0.4</b>
	White	<b>137,314</b>	<b>(45.8)</b>	<b>738</b>	<b>(57.9)</b>	<b>4,693.2</b>	<b>25.2</b>
	Unknown/Other	<b>107,551</b>	<b>(35.8)</b>	<b>425</b>	<b>(33.3)</b>		
<b>Ethnicity</b>							
	Hispanic or Latino	<b>17,691</b>	<b>(5.9)</b>	<b>22</b>	<b>(1.7)</b>	<b>3,909.7</b>	<b>4.9</b>
	Not Hispanic or Latino	<b>151,657</b>	<b>(50.5)</b>	<b>664</b>	<b>(52.1)</b>	<b>4,298.3</b>	<b>18.8</b>
	Unknown/Other	<b>130,669</b>	<b>(43.6)</b>	<b>589</b>	<b>(46.2)</b>		

1. Percentages may not add up to 100 due to rounding. 2. Rate per 100,000 population based on 2020 Census Population data.

## NEW CASES, HOSPITALIZATIONS, AND DEATHS BY AGE GROUP FOR WEEK OF MAR 6-12

Age group	Percentage of Population Fully Vaccinated	New Cases (%)	New Hospitalizations Reported (%)	New Deaths Confirmed (%)
Under 1- 4	-	<b>44 (6.6%)</b>	<b>2 (2.9%)</b>	<b>0 (0.0%)</b>
5-11	<b>12.9%</b>	<b>39 (5.9%)</b>	<b>1 (1.4%)</b>	<b>1 (0.5%)</b>
12-17	<b>35.0%</b>	<b>34 (5.1%)</b>	<b>-1</b>	<b>1 (0.5%)</b>
18-24	<b>41.2%</b>	<b>62 (9.3%)</b>	<b>-2</b>	<b>1 (0.5%)</b>
25-34	<b>43.0%</b>	<b>109 (16.4%)</b>	<b>5 (7.1%)</b>	<b>3 (1.4%)</b>
35-44	<b>51.3%</b>	<b>60 (9.0%)</b>	<b>2 (2.9%)</b>	<b>5 (2.3%)</b>
45-54	<b>57.0%</b>	<b>75 (11.3%)</b>	<b>-1</b>	<b>11 (5.1%)</b>
55-64	<b>63.8%</b>	<b>88 (13.2%)</b>	<b>9 (12.9%)</b>	<b>39 (18.1%)</b>
65-74	<b>74.0%</b>	<b>89 (13.4%)</b>	<b>24 (34.3%)</b>	<b>55 (25.5%)</b>
75-84	<b>72.8%</b>	<b>38 (5.7%)</b>	<b>16 (22.9%)</b>	<b>74 (34.3%)</b>
85+	<b>68.2%</b>	<b>27 (4.1%)</b>	<b>11 (15.7%)</b>	<b>26 (12.0%)</b>
Unknown	-	<b>0</b>	<b>0</b>	<b>0</b>

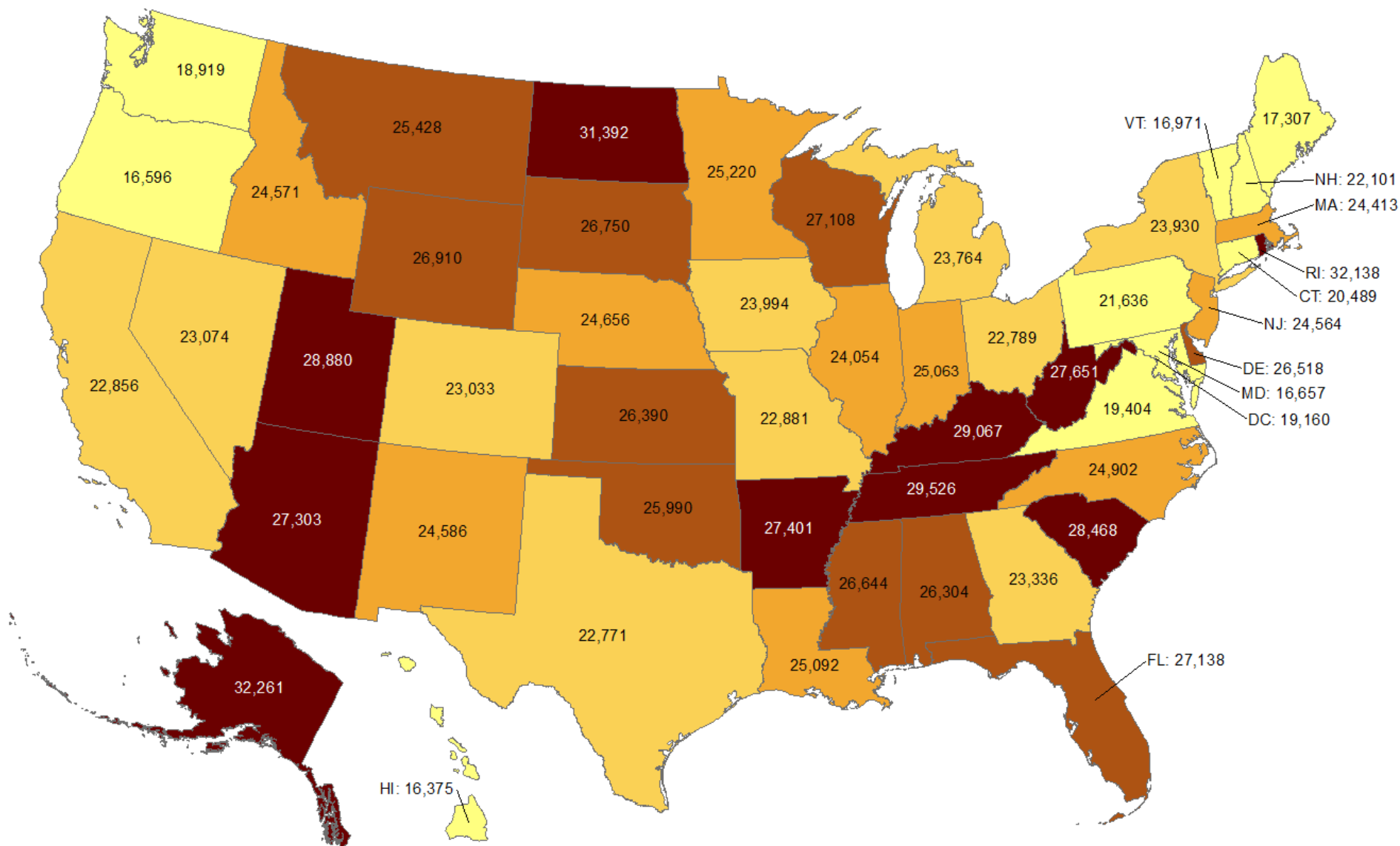
## 2022 CASES, PERCENT HOSPITALIZED, AVERAGE LENGTH OF STAY (JANUARY 2022 CASES) AND DEATHS BY AGE GROUP



# OKLAHOMA IN COMPARISON

## Cumulative incidence of reported COVID-19 cases

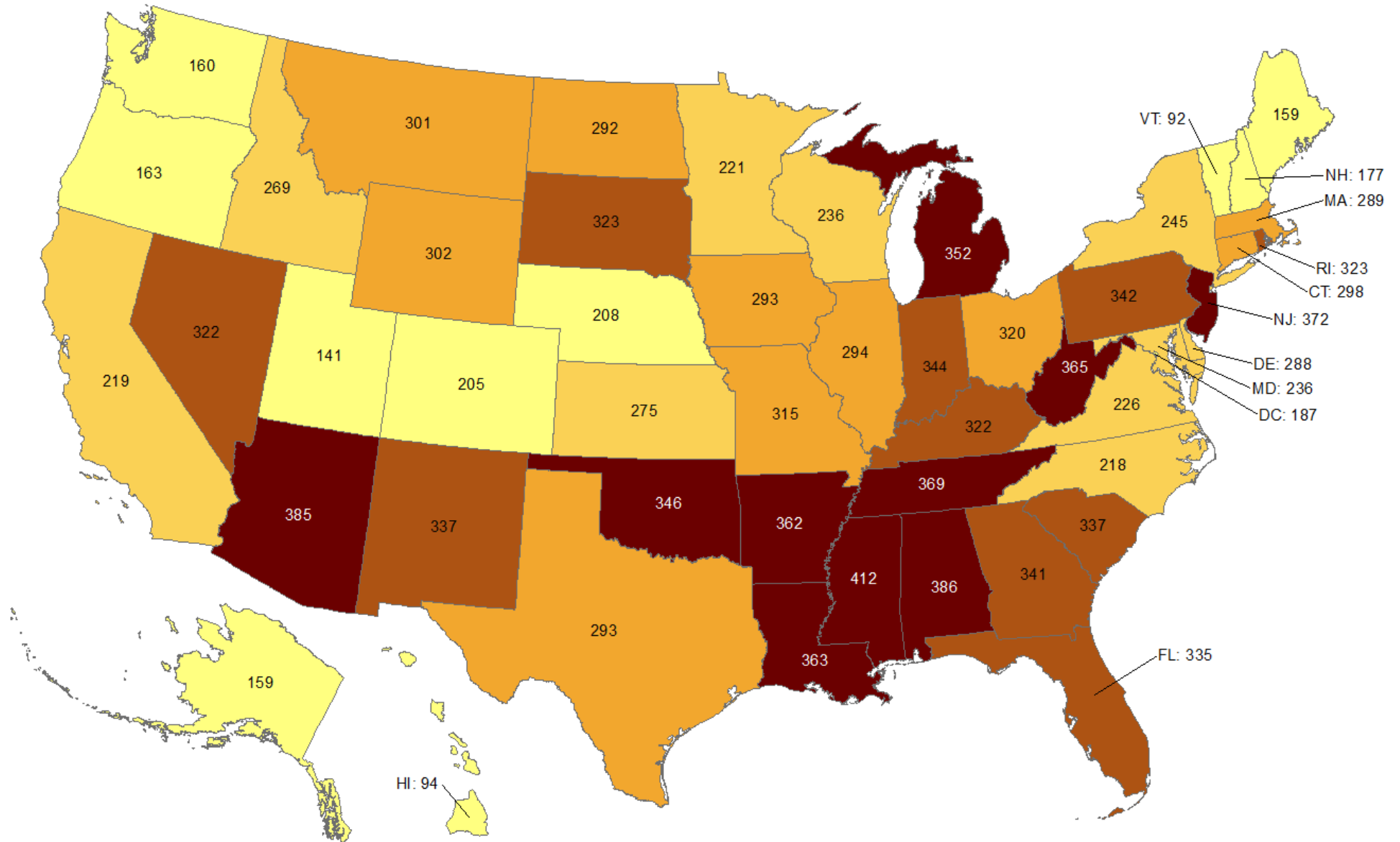
Oklahoma ranks **19** (out of all States and DC) in the cumulative incidence (per 100,000 persons) of reported COVID-19 cases in the US.



Data from CDC. Available at <https://www.cdc.gov/covid-data-tracker/index.html>  
Data as of March 15, 2022

## Cumulative death rate of reported COVID-19 cases

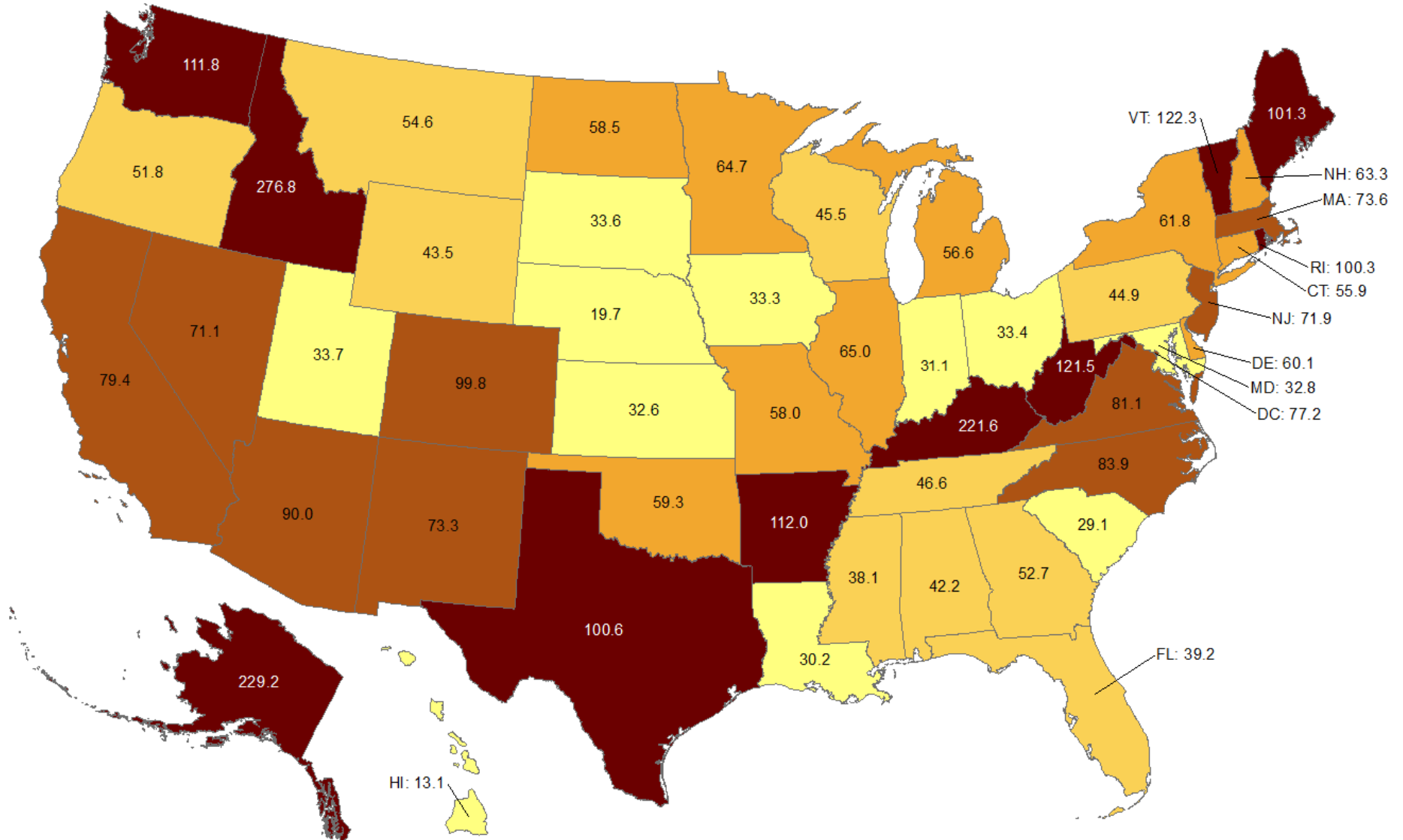
Oklahoma ranks **10** (out of all States and DC) in the cumulative death rate (per 100,000 persons) of reported COVID-19 cases in the US.



Data from CDC. Available at <https://www.cdc.gov/covid-data-tracker/index.html>  
Data as of March 15, 2022

## Cumulative incidence of reported COVID-19 cases in last 7 days

Oklahoma ranks **26** (out of all States and DC) in the cumulative incidence (per 100,000 persons) of reported COVID-19 cases in the last 7 days.



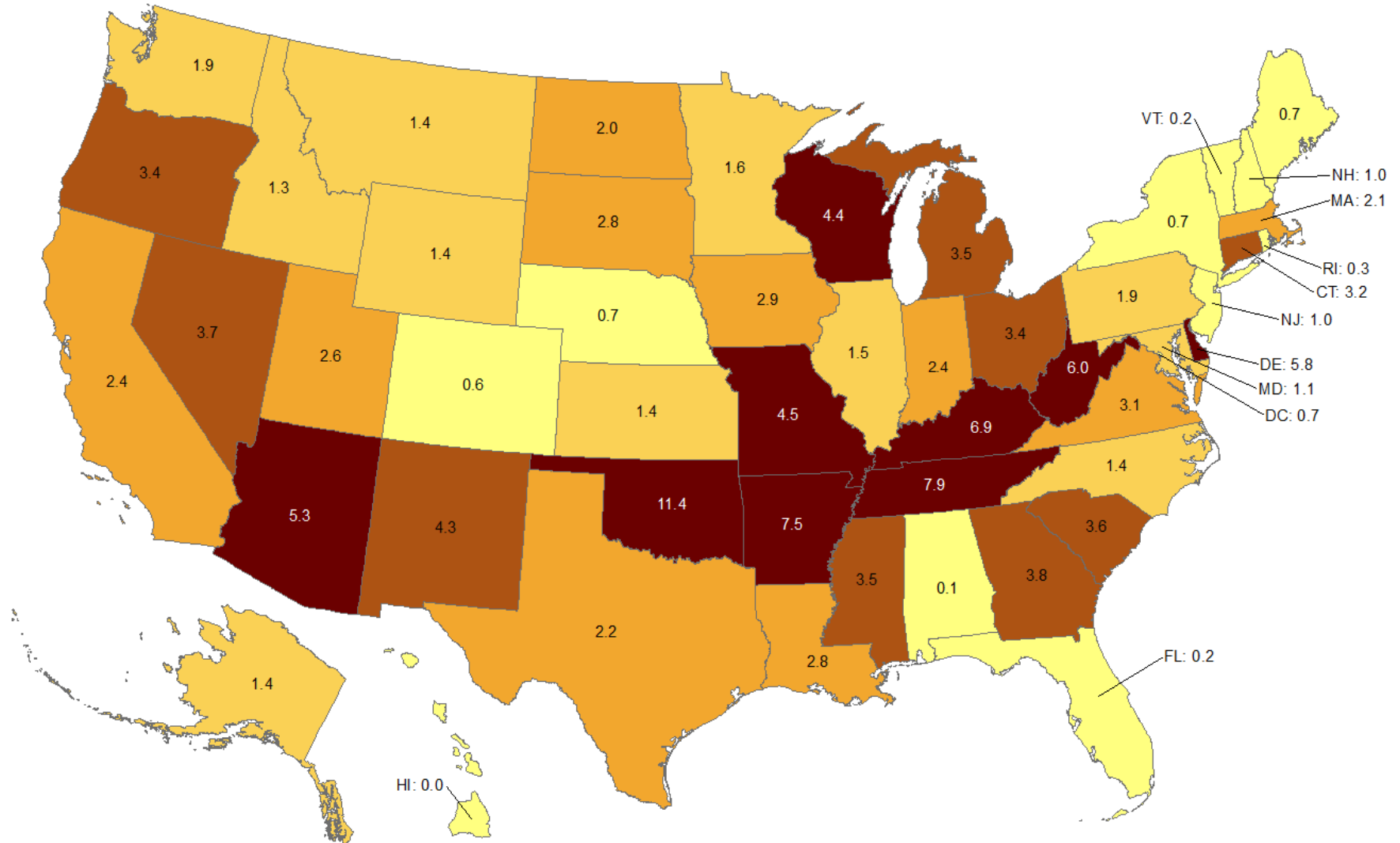
Data from CDC. Available at <https://www.cdc.gov/covid-data-tracker/index.html>

Data as of March 15, 2022

NOTE: Totals per 100,000 people in the last 7 days are calculated as the 7-day moving average of new cases or deaths (March 15, 2022 + 6 preceding days divided by 7) per 100,000 people using the U.S. Census Bureau, 2019.

## Cumulative death rate of reported COVID-19 cases in last 7 days

Oklahoma ranks **1\*** (out of all States and DC) in the cumulative death rate (per 100,000 persons) of reported COVID-19 cases in the last 7 days.



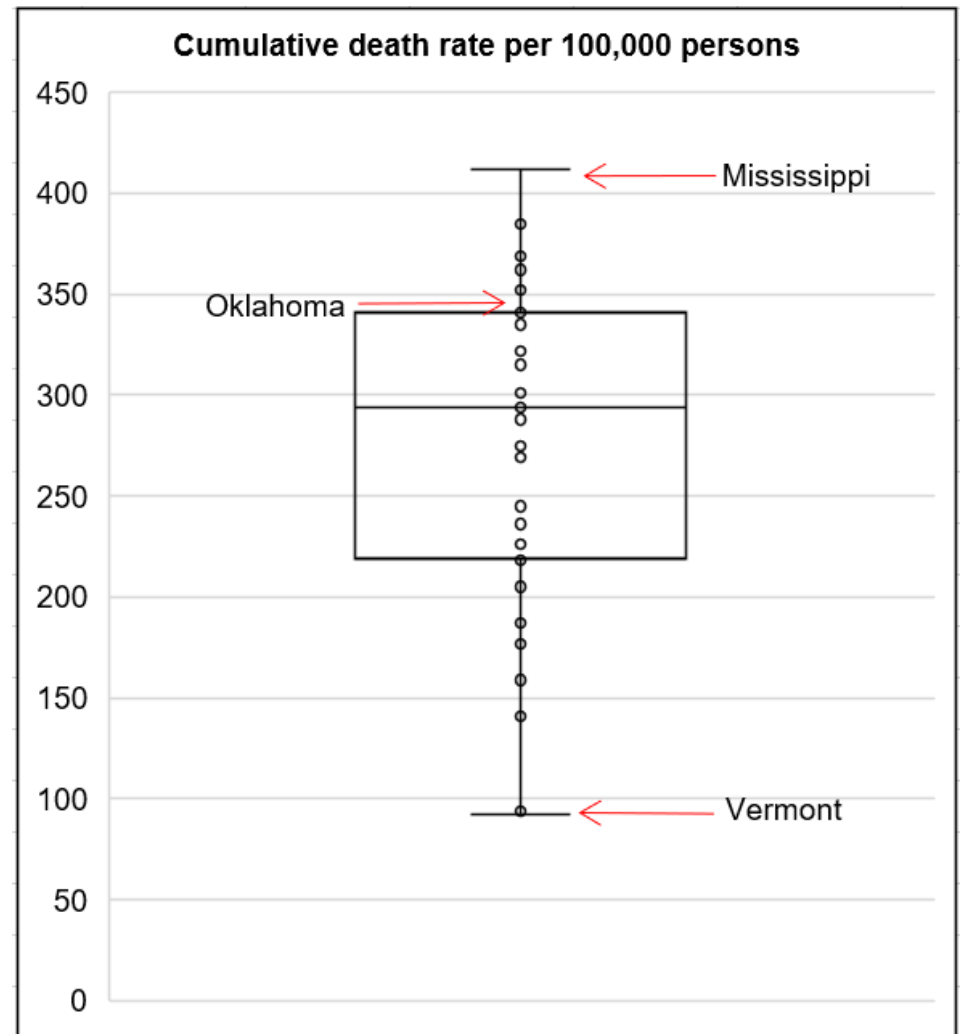
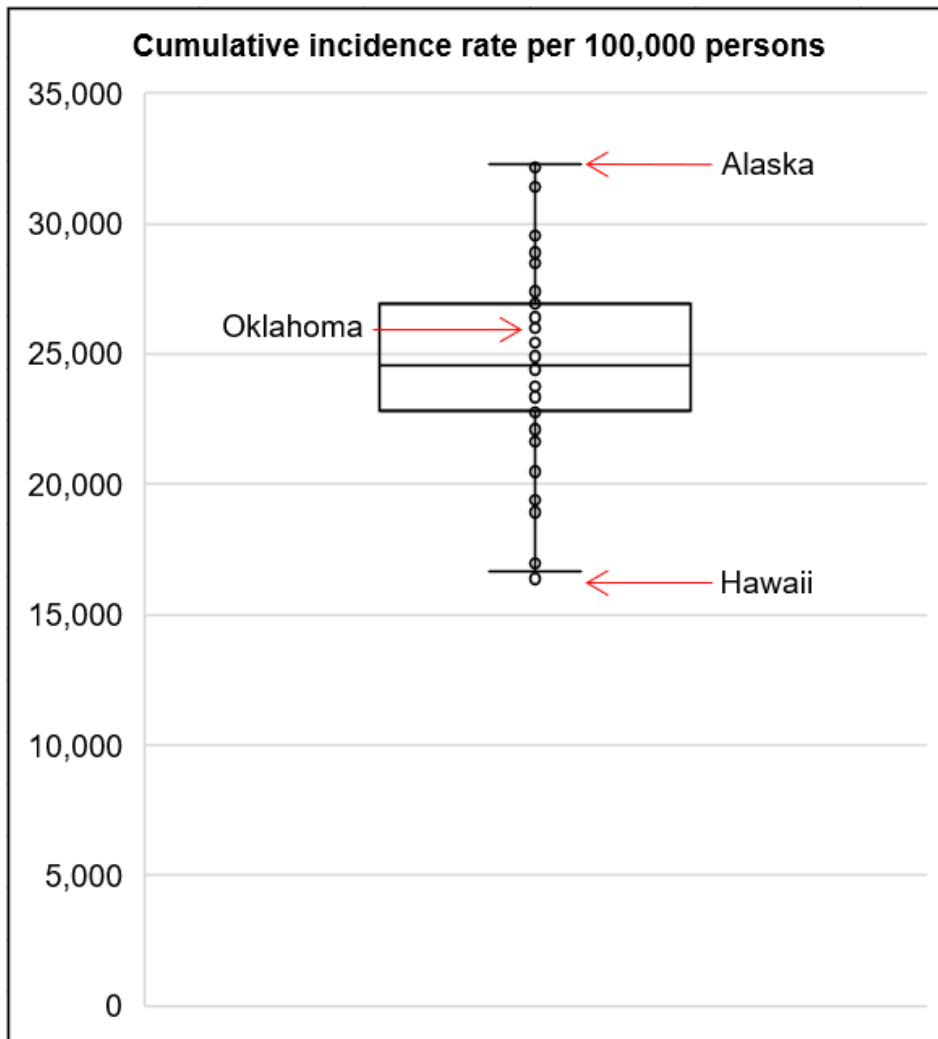
\*The elevated death rate reported by CDC is due to 2 weeks of newly reported deaths being included in the data at the time of the report.

Data from CDC. Available at <https://www.cdc.gov/covid-data-tracker/index.html>:

Data as of March 15, 2022

NOTE: Totals per 100,000 people in the last 7 days are calculated as the 7-day moving average of new cases or deaths (March 15, 2022 + 6 preceding days divided by 7) per 100,000 people using the U.S. Census Bureau, 2019.

## Cumulative incidence and cumulative death rate of reported COVID-19 cases



**Interpretation:** Oklahoma has cumulative incidence rate that is **below the 75<sup>th</sup> percentile** of the US and cumulative death rate that is **above the 75<sup>th</sup> percentile** for the US.

Data from CDC. Available at <https://www.cdc.gov/covid-data-tracker/index.html>  
Data as of March 15, 2022



# OKLAHOMA EXCESS DEATH ANALYSIS

- + indicates observed count above threshold
- █ Predicted number of deaths from all causes
- average expected number of deaths
- upper bound threshold for excess deaths

## Weekly number of deaths (from all causes)

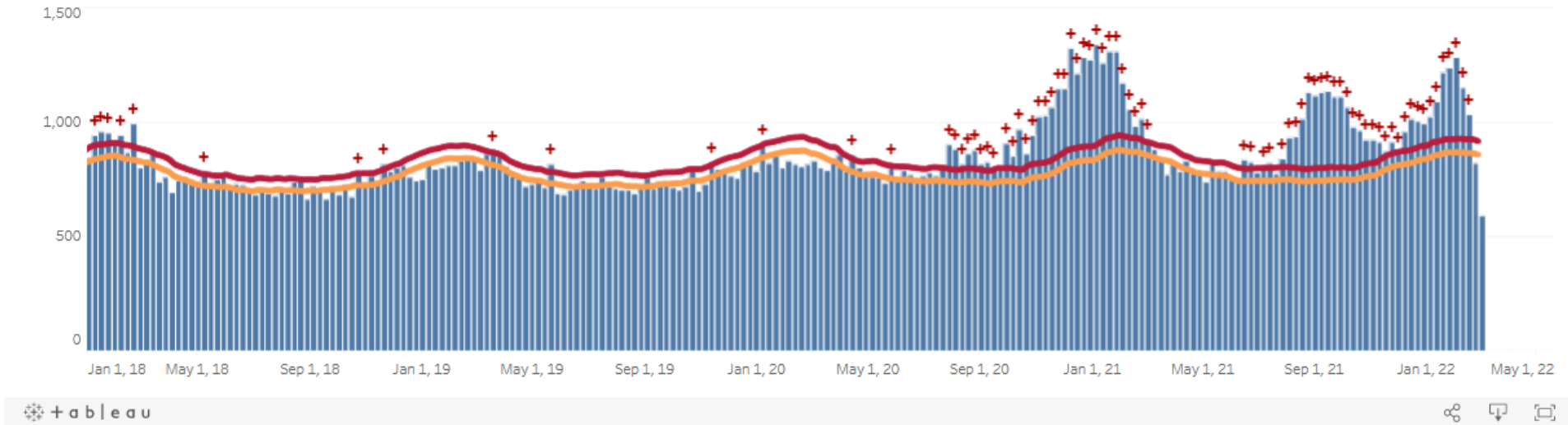


Figure notes: Contains data up to the week-ending date of February 26, 2022. Data in recent weeks are incomplete. Only 60% of the death records are submitted to NCHS within 10 days of the date of death, and completeness varies by jurisdiction.

Source: CDC, National Center for Health Statistics, [https://www.cdc.gov/nchs/nvss/vsrr/covid19/excess\\_deaths.htm#dashboard](https://www.cdc.gov/nchs/nvss/vsrr/covid19/excess_deaths.htm#dashboard), March 16, 2022 8 AM

**COVID-19 LONG TERM CARE FACILITY CASES, Week Ending 02/27/22**

Provider Name	County	Current Census	Resident Cases	Staff Cases
ACCEL AT CRYSTAL PARK	Oklahoma			
ADA CARE CENTER	Pontotoc	43	0	0
AMBASSADOR MANOR NURSING CENTER	Tulsa	113	1	0
ANADARKO NURSING & REHAB	Caddo	62	0	0
ANTLERS MANOR	Pushmataha	36	0	0
ARBOR VILLAGE	Creek	62	0	0
ARTESIAN HOME	Murray	31	0	0
ASCENSION LIVING VIA CHRISTI VILLAGE PONCA CITY	Kay	58	1	2
ASPEN HEALTH AND REHAB	Tulsa	80	0	0
ATOKA MANOR	Atoka	33	0	0
AYERS NURSING HOME	Kiowa	*	*	*
BALLARD NURSING CENTER	Pontotoc	43	0	0
BAPTIST VILLAGE OF HUGO	Choctaw	47	0	0
BAPTIST VILLAGE OF OKLAHOMA CITY	Oklahoma	77	5	8
BAPTIST VILLAGE OF OWASSO	Tulsa	62	0	0
BARNSDALL NURSING HOME	Osage	25	0	0
BARTLESVILLE HEALTH AND REHABILITATION COMMUNITY	Washington	60	1	0
BEACON RIDGE	Creek	53	0	0
BEADLES NURSING HOME	Woods	49	5	7
BEARE MANOR	Pittsburg	29	0	0
BEAVER COUNTY NURSING HOME	Beaver	38	0	0
BELL AVENUE NURSING CENTER	Beckham	46	0	0
BELLEVUE HEALTH & REHABILITATION CENTER	Oklahoma	135	0	0
BETTY ANN NURSING CENTER	Delaware	54	0	0
BINGER NURSING AND REHABILITATION	Caddo	45	0	0
BLUE RIVER HEALTHCARE, INC	Johnston	40	0	0
BOYCE MANOR NURSING HOME	Hughes	47	0	0
BRADFORD VILLAGE HEALTHCARE CENTER	Oklahoma	92	0	0
BRENTWOOD EXTENDED CARE & REHAB	Muskogee	58*	0*	0*
BROADWAY LIVING CENTER	Cleveland	81	0	0
BROADWAY MANOR NURSING HOME	Muskogee	61	0	0
BROKEN ARROW NURSING HOME, INC	Tulsa	58	0	0
BROKEN BOW NURSING HOME	McCurtain	52	0	0
BROOKSIDE NURSING CENTER	Marshall	52	0	0
BROOKWOOD SKILLED NURSING AND THERAPY	Oklahoma	106	1	1

Provider Name	County	Current Census	Resident Cases	Staff Cases
BURFORD MANOR	Murray	46	0	0
CALERA MANOR	Bryan	71	0	0
CALLAWAY NURSING HOME	Murray	45	0	0
CAPITOL HILL SKILLED NURSING AND THERAPY	Oklahoma	54	0	0
CARNEGIE NURSING HOME, INC.	Caddo	27	0	0
CEARU MEDICAL RESORT	Tulsa	43	0	0
CEDAR CREST MANOR	Comanche	65	0	0
CEDARCREST CARE CENTER	Tulsa	57	0	0
CHANDLER THERAPY & LIVING CENTER LLC	Lincoln	35	5	5
CHECOTAH NURSING CENTER	McIntosh	31	0	0
CHEROKEE COUNTY NURSING CENTER	Cherokee	93	0	0
CHICKASHA NURSING CENTER, INC	Grady	32	0	0
CHOCTAW NATION NURSING HOME	Pushmataha	27	0	0
CIMARRON NURSING CENTER	Kingfisher	57	0	0
CIMARRON POINTE CARE CENTER	Creek	35	0	0
CLAREMORE SKILLED NURSING AND THERAPY	Rogers	75	0	0
CLEVELAND MANOR NURSING HOME	Pawnee	44	0	0
CLINTON THERAPY & LIVING CENTER	Custer	34	0	0
COLONIAL MANOR II	Harmon	38	0	0
COLONIAL MANOR NURSING HOME, INC	Tulsa	47	0	0
COLONIAL PARK MANOR	Okfuskee	65	0	0
COLONIAL TERRACE CARE CENTER	Mayes		0	0
COMMUNITY HEALTH CARE OF GORE	Sequoyah	44	3	1
COMMUNITY HEALTH CENTER	Grant	34	0	1
CORDELL CHRISTIAN HOME	Washita	36	0	0
CORN HERITAGE VILLAGE AND REHAB	Washita	74	0	1
CORN HERITAGE VILLAGE AND REHAB OF WEATHERFORD	Custer	61*	0*	0*
COTTONWOOD CREEK SKILLED NURSING & THERAPY	Grady	68	0	0
COUNTRY CLUB CARE NURSING AND REHABILITATION	Stephens	52	0	0
COUNTRYSIDE ESTATES	Muskogee	63	0	0
COVENANT LIVING AT INVERNESS	Creek	19	0	0
COWETA MANOR NURSING HOME	Wagoner	*	0*	0*
CROSS TIMBERS NURSING AND REHABILITATION	Oklahoma	89	0	0
DR W F & MADA DUNAWAY MANOR	Texas	42	0	0
DRUMRIGHT NURSING HOME	Creek	37	0	0
EASTGATE VILLAGE RETIREMENT CENTER	Muskogee	71	7	3
EASTWOOD MANOR	Ottawa	36	0	0
EDMOND HEALTH CARE CENTER	Oklahoma	60	0	0

Provider Name	County	Current Census	Resident Cases	Staff Cases
EL RENO POST-ACUTE REHABILITATION CENTER	Canadian	34	0	0
ELK CITY NURSING AND REHABILITATION CENTER	Beckham	48	1	0
ELK CROSSING	Stephens	69	0	0
ELMBROOK HOME	Carter	54	0	0
ELMWOOD MANOR NURSING HOME	Seminole	37	0	0
EMERALD CARE CENTER CLAREMORE	Rogers	113	0	0
EMERALD CARE CENTER MIDWEST	Oklahoma			
EMERALD CARE CENTER SOUTHWEST LLC	Oklahoma	60*	0*	0*
EMERALD CARE CENTER TULSA	Tulsa	62	0	0
ENGLISH VILLAGE SKILLED NURSING AND THERAPY	Jackson	62	2	0
ENID SENIOR CARE	Garfield	54	0	0
EPWORTH VILLA HEALTH SERVICES	Oklahoma	69	0	0
EUFULA MANOR NURSING AND REHABILITATION CENTER	McIntosh	53	0	0
FAIRFAX MANOR	Osage	21	0	0
FAIRMONT SKILLED NURSING AND THERAPY	Oklahoma	98	0	0
FAIRVIEW FELLOWSHIP HOME FOR SENIOR CITIZENS, INC	Major	55	0	0
FAMILY CARE CENTER OF KINGSTON	Marshall			
FIRST SHAMROCK CARE CENTER	Kingfisher	35	0	0
FOREST HILLS CARE AND REHABILITATION CENTER	Tulsa	105*	0*	0*
FORREST MANOR NURSING CENTER	Washington	58	0	0
FORT GIBSON NURSING HOME	Muskogee	40	0	1
FOUNTAIN VIEW MANOR, INC	Okmulgee	74	0	0
FOUR SEASONS REHABILITATION & CARE	Bryan	55	0	0
FRANCISCAN VILLA	Tulsa	72	1	0
GARLAND ROAD NURSING & REHAB CENTER	Garfield	98	0	0
GLENHAVEN RETIREMENT VILLAGE	Grady	53	0	0
GLENWOOD SKILLED NURSING AND THERAPY	Tulsa	65	0	0
GOLDEN AGE NURSING HOME OF GUTHRIE, LLC	Logan	88	2	1
GOLDEN OAKS VILLAGE	Garfield	63	0	0
GRACE SKILLED AND NURSING THERAPY NORMAN	Cleveland	89	2	1
GRACE SKILLED NURSING AND THERAPY JENKS	Tulsa	114	0	1
GRACEWOOD HEALTH & REHAB	Tulsa	58	0	0
GRAN GRANS PLACE	Canadian	33	0	0
GRAND LAKE VILLA	Delaware	60	0	0
GREEN COUNTRY CARE CENTER	Tulsa	79	0	0
GREENBRIER NURSING HOME	Garfield	100	0	0
GREGSTON NURSING HOME, INC.	Stephens	52	0	0
GROVE NURSING CENTER	Delaware	51	1	0

Provider Name	County	Current Census	Resident Cases	Staff Cases
HARRAH NURSING CENTER	Oklahoma	61	0	0
HASKELL CARE CENTER	Muskogee	38	0	0
HASKELL COUNTY NURSING CENTER, INC	Haskell	59	0	0
HEARTSWORTH CENTER FOR NURSING & REHABILITATION	Craig	73	0	0
HEAVENER NURSING & REHAB	Le Flore	60	0	0
HENNESSEY NURSING & REHAB	Kingfisher	30	5	5
HENRYETTA COMMUNITY SKILLED HEALTHCARE & REHAB	Okmulgee	30	0	0
HENSLEY NURSING & REHAB	Beckham	32	0	0
HERITAGE AT BRANDON PLACE HEALTH & REHABILITATION	Oklahoma	65	0	0
HERITAGE HILLS LIVING & REHABILITATION CENTER	Pittsburg	61	1	0
HERITAGE MANOR	Oklahoma	52	0	0
HERITAGE PARK	Oklahoma	49	0	0
HERITAGE SKILLED NURSING AND THERAPY	Pottawatomie	61	13	5
HERITAGE VILLA NURSING CENTER	Washington	60	0	0
HERITAGE VILLAGE NURSING HOME	Hughes	57	0	0
HIGHER CALL NURSING CENTER	Ottawa	*	*	*
HIGHLAND PARK HEALTH CARE	Okmulgee	62	0	0
HILL NURSING HOME, INC.	McCurtain	32	0	1
HILLCREST MANOR NURSING CENTER	Kay	40	0	0
HOBART NURSING & REHAB	Kiowa	32	0	0
HOLIDAY HEIGHTS HEALTHCARE	Cleveland	40	0	0
HOMESTEAD OF HUGO	Choctaw	46	0	0
IGNITE MEDICAL RESORT ADAMS PARC	Washington	53	0	0
IGNITE MEDICAL RESORT NORMAN, LLC	Cleveland	40	0	0
IGNITE MEDICAL RESORT OKC, LLC	Oklahoma	67	0	0
JAN FRANCES CARE CENTER	Pontotoc	37	0	0
KINGWOOD SKILLED NURSING AND THERAPY	Oklahoma	59	5	1
LAKE COUNTRY NURSING CENTER	Love	52	0	0
LAKELAND MANOR, INC	Carter	16	0	0
LAKEVIEW NURSING & REHAB	McIntosh	49	1	0
LANDMARK OF MIDWEST CITY REHABILITATION AND NURSIN	Oklahoma	63	0	0
LANE NURSING & VENTILATOR CARE	Rogers	38	0	0
LATIMER NURSING HOME	Latimer	26	0	0
LEISURE VILLAGE HEALTH CARE CENTER	Tulsa	75	0	0
LEXINGTON NURSING HOME, INC.	Cleveland	43	0	0
LINDSAY NURSING & REHAB	Garvin	38	0	0
LINWOOD VILLAGE NURSING & RETIREMENT APTS	Payne	38	0	0
MAGNOLIA CREEK SKILLED NURSING AND THERAPY	Jackson	83	2	0

Provider Name	County	Current Census	Resident Cases	Staff Cases
MANGUM SKILLED NURSING AND THERAPY	Greer	37	0	1
MAPLE HEALTHCARE AND REHAB	Ottawa	14	0	0
MAPLE LAWN NURSING AND REHABILITATION	Blaine	38	1	3
MAPLEWOOD CARE CENTER	Tulsa	121	3	0
MARLOW NURSING & REHAB	Stephens	26	0	1
MCALESTER NURSING & REHAB	Pittsburg	40	0	0
MCCLOUD NURSING CENTER	Pottawatomie	47	0	0
MCCMAHON-TOMLINSON NURSING CENTER	Comanche	80	0	0
MEADOWBROOK NURSING CENTER	Mayes	25	0	0
MEADOWLAKE ESTATES	Cleveland	110	0	0
MEDICAL PARK WEST REHABILITATION & SKILLED CARE	Cleveland	89	0	0
MEDICALODGES DEWEY	Washington	37	0	0
MEEKER NURSING CENTER	Lincoln	38	0	0
MEMORIAL HEIGHTS NURSING CENTER	McCurtain	51	1	0
MEMORIAL NURSING CENTER	Tillman	22	0	0
MEMORY CARE CENTER AT EMERALD	Rogers	57	0	0
MERIDIAN NURSING HOME	Stephens	35	0	0
MIAMI NURSING CENTER, LLC	Ottawa	59	0	0
MID-DEL SKILLED NURSING AND THERAPY	Oklahoma	39	0	0
MITCHELL MANOR	Pittsburg	63	0	0
MONROE MANOR	Delaware	38	0	0
MONTEREAU, INC	Tulsa	67	0	0
MONTEVISTA REHABILITATION AND SKILLED	Comanche	92	0	0
MOORELAND HERITAGE MANOR	Woodward	28	0	0
MUSCOGEE (CREEK) NATION SKILLED NURSING FACILITY	Okmulgee	*	*	*
MUSKOGEE NURSING CENTER	Muskogee	35*	0*	0*
NEW HOPE RETIREMENT & CARE CENTER	Pittsburg	48*	0*	0*
NOBLE HEALTH CARE CENTER	Cleveland	93	0	0
NORTH COUNTY CENTER FOR NURSING AND REHABILITATION	Tulsa	35	0	1
NORTH WINDS LIVING CENTER	Oklahoma	21	0	0
NORTHWEST NURSING CENTER	Oklahoma	56	0	0
NOWATA NURSING CENTER	Nowata	30	0	0
OAK HILLS LIVING CENTER	Oklahoma	95	0	0
OAKRIDGE NURSING CENTER	Bryan	48	3	3
OK VETERANS CENTER, TALIHINA	Latimer	*	*	*
OKEMAH CARE CENTER	Okfuskee	41	0	0
OKLAHOMA MEMORY CARE INSTITUTE	Tulsa	8	0	0
OSAGE NURSING HOME, LLC	Nowata	27	0	0

Provider Name	County	Current Census	Resident Cases	Staff Cases
PARK PLACE HEALTHCARE AND REHAB	Oklahoma	21	1	0
PARKHILL NORTH NURSING HOME	Mayes	36	2	2
PARKLAND MANOR LIVING CENTER	Lincoln	19	1	0
PAULS VALLEY CARE CENTER	Garvin	25	0	0
PERRY GREEN VALLEY NURSING CENTER, LLC	Noble	50	0	0
PLEASANT VALLEY HEALTH CARE CENTER	Muskogee	70	0	0
POCOLA HEALTH AND REHAB	Le Flore	39	0	0
PONCA CITY NURSING & REHABILITATION CENTER	Kay	72	1	0
PURCELL CARE CENTER	McClain	29	0	0
QUAIL RIDGE LIVING CENTER, INC	Delaware	69	0	0
QUINTON MANOR	Pittsburg	*	0*	0*
RAINBOW HEALTH CARE COMMUNITY AND RAINBOW ASSISTED	Creek	76	0	0
RAINBOW TERRACE CARE CENTER	Okfuskee	29	0	0
RANCH TERRACE NURSING HOME	Creek	37	1	0
RANCHWOOD NURSING CENTER	Canadian	116	0	0
RIVER OAKS SKILLED NURSING AND THERAPY	Canadian	73	0	0
RIVER VALLEY SKILLED NURSING AND THERAPY	Custer	57	0	1
RIVERSIDE HEALTH SERVICES	Le Flore	32	0	0
ROLLING HILLS CARE CENTER	Rogers	53	0	0
RUTH WILSON HURLEY MANOR	Coal	38	0	2
SAINT SIMEONS EPISCOPAL HOME	Tulsa		0	0
SAND SPRINGS NURSING AND REHABILITATION	Tulsa	49	0	0
SEILING NURSING CENTER	Dewey	23	0	0
SEMINOLE CARE AND REHABILITATION CENTER	Seminole	91	0	0
SEMINOLE PIONEER NURSING HOME	Seminole	43	0	0
SENIOR SUITES HEALTHCARE	Tulsa	80*	0*	0*
SENIOR VILLAGE HEALTHCARE	McClain	37	0	0
SEQUOYAH EAST NURSING CENTER, LLC	Sequoyah	47	0	0
SEQUOYAH MANOR, LLC	Sequoyah	63	0	0
SEQUOYAH POINTE LIVING CENTER	Tulsa	52	0	0
SEQUOYAH POINTE SKILLED NURSING AND THERAPY	Cherokee	57	0	0
SHADY REST CARE CENTER	Mayes	28	0	0
SHANOAN SPRINGS NURSING AND REHABILITATION	Grady	55	2	2
SHARE MEDICAL CENTER	Woods	39	0	0
SHATTUCK NURSING CENTER	Ellis	43	0	0
SHAWN MANOR NURSING HOME	Kay	30	0	0
SHAWNEE CARE CENTER	Pottawatomie	50	1	0
SHAWNEE COLONIAL ESTATES NURSING HOME	Pottawatomie	74	0	0

Provider Name	County	Current Census	Resident Cases	Staff Cases
SHERWOOD MANOR NURSING HOME	Tulsa	61	0	0
SIENNA EXTENDED CARE & REHAB	Oklahoma	79	0	0
SKIATOOK NURSING HOME,LLC	Osage	34	0	0
SKYVIEW NURSING CENTER	Oklahoma	31	0	0
SOUTH PARK EAST	Oklahoma	29	0	0
SOUTH POINTE REHABILITATION AND CARE CENTER	Oklahoma	148	1	1
SOUTHBROOK HEALTHCARE, INC	Carter	47	0	0
SOUTHERN HILLS REHABILITATION CENTER	Tulsa	59	0	0
SOUTHERN OAKS CARE CENTER	Pawnee	31	0	0
SOUTHERN POINTE LIVING CENTER	Bryan	37	0	0
SPANISH COVE HOUSING AUTHORITY	Canadian	40	0	0
SPIRO NURSING HOME, INC.	Le Flore	55	0	0
ST. ANN'S SKILLED NURSING AND THERAPY	Oklahoma	97	0	0
STILLWATER CREEK SKILLED NURSING AND THERAPY	Payne	68	0	0
STILWELL NURSING HOME, LLC	Adair	52	0	0
STROUD HEALTH CARE CENTER SOUTH	Lincoln	52	0	0
SUMMERS HEALTHCARE, LLC	Blaine	24	0	0
SUNSET ESTATES OF PURCELL	McClain	44	0	1
TALIHINA MANOR	Le Flore	25	0	0
TEMPLE MANOR NURSING HOME	Cotton	32	0	0
THE COMMONS	Garfield	76	0	0
THE COTTAGE EXTENDED CARE	Tulsa	76	0	0
THE FOUNTAINS AT CANTERBURY	Oklahoma	32*	0*	0*
THE GARDENS	Creek	45	0	0
THE GOLDEN RULE HOME	Pottawatomie	47	0	0
THE GRAND AT BETHANY SKILLED NURSING AND THERAPY	Oklahoma	93	0	0
THE HEALTH CENTER AT CONCORDIA	Oklahoma	29	0	0
THE HIGHLANDS AT OWASSO	Tulsa	88	0	0
THE KING'S DAUGHTERS & SONS NURSING HOME	Bryan	47	0	0
THE LAKES	Oklahoma	52	0	0
THE LIVING CENTER	Garfield	22	0	0
THE LODGE AT BROOKLINE	Oklahoma	40	0	0
THE OAKS HEALTHCARE CENTER	Le Flore	84	1	0
THE REGENCY SKILLED NURSING AND THERAPY	Pottawatomie	98	0	0
THE SPRINGS SKILLED NURSING AND THERAPY	Muskogee	88	0	0
THE TIMBERS SKILLED NURSING AND THERAPY	Oklahoma	92	3	4
THE VILLAGES AT SOUTHERN HILLS	Tulsa	101	2	0
THE WILSHIRE SKILLED NURSING AND THERAPY	Oklahoma	33	0	0



Provider Name	County	Current Census	Resident Cases	Staff Cases
THE WOLFE LIVING CENTER AT SUMMIT RIDGE	Oklahoma	36	0	0
THUNDER CARE AND REHABILITATION	Cleveland	76	0	0
TIDWELL LIVING CENTER	Latimer	33	0	0
TOWN OF VICI NURSING HOME	Dewey	39	0	0
TRINITY WOODS, INC.	Tulsa	54	0	2
TULSA NURSING CENTER	Tulsa	98	0	0
TUSCANY VILLAGE NURSING CENTER	Oklahoma	122	0	0
TUTTLE CARE CENTER	Grady	37	0	0
24TH PLACE	Cleveland	52	0	0
UNIVERSITY PARK SKILLED NURSING AND THERAPY MEMORY	Cherokee	64	0	1
UNIVERSITY VILLAGE RETIREMENT COMMUNITY	Tulsa	70*	0*	0*
VIAN NURSING & REHAB, LLC	Sequoyah	44	0	0
VILLAGE HEALTH CARE CENTER	Tulsa	45	0	0
WAGONER HEALTH & REHAB	Wagoner	56	0	0
WALNUT GROVE LIVING CENTER	Pittsburg	66	1	1
WARR ACRES NURSING CENTER	Oklahoma	40	0	0
WASHITA VALLEY LIVING CENTER	Garvin	42	0	0
WESTBROOK HEALTHCARE, INC	Jefferson	29	0	0
WESTERN SKILLED NURSING AND THERAPY	Harper	27	0	0
WESTHAVEN NURSING HOME	Payne	56	0	1
WEWOKA HEALTHCARE CENTER	Seminole	33	0	0
WHISPERING OAKS	Carter	21	0	0
WILDEWOOD SKILLED NURSING AND THERAPY	Oklahoma	65	0	0
WILKINS HEALTH & REHABILITATION COMMUNITY	Stephens	106	0	0
WILLOW CREEK HEALTH CARE	Logan	50	0	0
WILLOW HAVEN NURSING HOME	Kay	29	0	0
WILLOW PARK HEALTH CARE CENTER	Comanche	64	0	0
WILSON NURSING CENTER	Carter	28	0	0
WINDRIDGE NURSING AND REHABILITATION CENTER	Ottawa	31	0	0
WINDSOR HILLS NURSING CENTER	Oklahoma	62	8	3
WOODLANDS SKILLED NURSING AND THERAPY	Okmulgee	55	0	0
WOODVIEW HOME, INC.	Carter	37	0	0
WOODWARD SKILLED NURSING AND THERAPY	Woodward	54	0	0
YORK MANOR NURSING HOME	Muskogee	42	0	0
ZARROW POINTE	Tulsa	57	0	0

Source: Data from COVID-19 Nursing Home Data Week ending 2/27/2022

Notes: \*Facility did not report data/had missing data for 1 or more weeks.

Additional data can be found at <https://data.cms.gov/covid-19/covid-19-nursing-home-data>

## **ACKNOWLEDGEMENT**

The weekly report is made by possible through the efforts of county and city public health and healthcare professionals.

---

## **NOTES**

Every effort is made to ensure accuracy and the data is up-to-date for the time period reported.

---

## **DISCLAIMER**

The purpose of publishing aggregated statistical COVID-19 data through the OSDH Dashboard, the Executive Order Report, and the Weekly Epidemiology and Surveillance Report is to support the needs of the general public in receiving important and necessary information regarding the state of the health and safety of the citizens of Oklahoma. These resources may be used only for statistical purposes and may not be used in any way that would determine the identity of any reported cases.