



Oklahoma Board of Corrections

REGULAR MEETING

October 27, 2021

Oklahoma Department of Corrections
North Conference Room
Oklahoma City, Oklahoma

OKLAHOMA BOARD OF CORRECTIONS
REGULAR MEETING AGENDA
OKLAHOMA DEPARTMENT OF CORRECTIONS
3400 Martin Luther King Avenue
Oklahoma City, Oklahoma 73111
1:00 PM on October 27, 2021

ITEM	PRESENTER
1. Call to Order: A. Pledge of Allegiance B. Roll Call	T. Hastings Siegfried Chair
2. Approval of Board of Corrections Regular Meeting Minutes for: A. September 29, 2021	T. Hastings Siegfried Chair
3. Chairman’s Comments: A. Introduction of New Board of Corrections Member Erick Harris	T. Hastings Siegfried Chair
4. Director’s Comments: A. Introduction of Chief of Staff Penny Lewis B. Recognition of the Seminary Program at Baptist Convention C. Oklahoma State Reformatory Transition to Medium Security D. William S. Key Correctional Center Closure Update E. Emergency Purchase: Pursuant to 61 O.S. § 130, the chief administrative officer of a public agency with a governing body shall notify the governing body within ten (10) days of the declaration of an emergency if the governing body did not approve the emergency. The notification shall contain a statement of the reasons for the action and shall be recorded in the official minutes of the governing body. I. Emergency purchase to repair booster station pumps at Mack Alford Correctional Center (MACC) on August 25, 2021.	Scott Crow Director
5. Legislative Update: A. Legislative Initiatives	Justin Wolf Chief Administrator Communications and Government Relations
6. Inmate/Offender Population Update	Travis Gray Administrator of Classification and Population
7. Agency Budget Update: A. FY2021 BOC Budget Reports	Ashlee Clemmons Chief Financial Officer

- | | | |
|-----|--|--|
| 8. | Approval of Fixed and Uniform Rates Currently Approved and Established by the Oklahoma Department of Mental Health and Substance Abuse Services | James Rudek
Chief Administrator of
Community Corrections |
| 9. | Unit Spotlight:
A. Community Sentencing | Melinda Guilfoyle
Administrator of Community
Sentencing |
| 10. | Committee Reports – Standing Committees:
A. Executive – Chair Hastings Siegfried, Vice-Chair Calvin Prince and Secretary Dr. Kathryn LaFortune
B. Population/Security/Private Prison – Chair Calvin Prince, Members Hastings Siegfried, and Lynn Haueter
C. Public Policy/Affairs/Criminal Justice – Chair Betty Gesell, Members Daryl Woodard, Dr. Kathryn LaFortune, and Stephan Moore
D. Audit/Finance– Chair Randy Chandler, Members Hastings Siegfried, Lynn Haueter, and Erick Harris
E. FY22 Focus – Chair Hastings Siegfried, Members Calvin Prince, and Randy Chandler | Committee Chairs |
| 11. | Approval to Enter into Executive Session:
A. Pursuant to 25 O.S. § 307(B)(4), discussion regarding Glossip v. Chandler, CIV 14-665 OKWD
B. Pursuant to 25 O.S. § 307(B)(4), discussion regarding Stouffer v. Crow, CIV 21-1000 OKWD | Gary Elliott
General Counsel |
| 12. | Approval to Return from Executive Session | Gary Elliott
General Counsel |
| 13. | New Business | T. Hastings Siegfried
Chair |
| 14. | Adjournment | T. Hastings Siegfried
Chair |

The next regular meeting of the Board of Corrections will be held at 1:00 PM on Wednesday, December 1, 2021, at the Oklahoma State Reformatory, Granite, Oklahoma.

Updated on 10/26/2021 11:24:42 AM

**OKLAHOMA BOARD OF CORRECTIONS
REGULAR MEETING MINUTES**

September 29, 2021

1. Call to Order

Chairman Hastings Siegfried called the meeting of the Oklahoma Board of Corrections (BOC) to order at 1:00 p.m., on Wednesday, September 29, 2021, at Oklahoma Department of Corrections, 3400 North Martin Luther King Ave., Oklahoma City, Oklahoma 73111.

The meeting was preceded by advance notice of the date, time, and place, filed with the Oklahoma Secretary of State on Wednesday, October 21, 2020. An amended meeting notice changing the date and location was posted with the Oklahoma Secretary of State on May 26, 2021. An announcement was also given at least twenty-four (24) hours in advance by posting notice of the date, time, place, and agenda of the meeting at 12:26 P.m., on Monday, September 27, 2021, at the principal office of the Oklahoma Department of Corrections (ODOC), located at 3400 North Martin Luther King Avenue in Oklahoma City, Oklahoma.

A. Pledge of Allegiance

Chairman Siegfried led the meeting attendees in reciting the pledge of allegiance to the United States Flag.

B. Roll Call

Chairman Siegfried asked the clerk to call roll:

Randy Chandler	Present	Stephan Moore	Present
Betty Gesell	Absent	Calvin Prince	Present
Joseph Griffin	Absent	T. Hastings Siegfried	Present
Lynn Haueter	Present	Daryl Woodard	Absent
Dr. Kathryn LaFortune	Present		

Calling of the roll reflected a quorum was present.

2. Approval of Board of Corrections Meeting Minutes

Chairman Siegfried requested approval of the meeting minutes as presented to members in the BOC packet for September 29, 2021.

A. June 30, 2021

Motion: Mr. Siegfried made the motion to approve the minutes. Mr. Haueter seconded the motion.

Randy Chandler	Approve	Stephan Moore	Approve
Betty Gesell	Absent	Calvin Prince	Approve
Joseph Griffin	Absent	T. Hastings Siegfried	Approve
Lynn Haueter	Approve	Daryl Woodard	Absent
Dr. Kathryn LaFortune	Approve		

Meeting minutes for June 30, 2021 were approved by majority vote.

There was no further discussion.

3. Director's Comments

Director Crow welcomed everyone and provided the following updates:

A. Probation and Parole Pay Increase

Director Crow announced probation and parole officers will receive a two-dollar hour pay raise effective September 1, 2021. He indicated the agency worked with legislators the previous year in legislation regarding the P&P pay raise. This legislation did not pass, but the agency identified deficiencies within the department's operations and was able to provide a pay raise to probation and parole officers.

B. Correctional Officer Sign-On Bonus

Director Crow stated during the last legislative session HB2980 authorized the agency to expend \$8 million to improve the correctional officer-to-inmate ratio. The agency worked with legislators to determine the most effective use of these funds with a specific focus on recruitment and retention. Plans are to provide a pay incentive of \$2,500 for all newly hired correctional officers, which would require officers to remain employed within state government at least one year or repay the incentive. Director Crow reported the correctional officer-to-inmate ratio was developed utilizing an objective tool that measures each facility's mapping plans, inmate capacity, current inmate count, security levels and specific facility missions.

C. Correctional Officer Shift Differential

Director Crow indicated the correctional officer shift differential is covered under HB2980 and promotes the retention of correctional officers by providing a dollar fifty hour pay differential. The differential will be provided to correctional officers at facilities where staffing levels fall below the correctional officer-to-inmate ratio and will continue until the facility staffing levels remain above the threshold for three consecutive months.

Director Crow expressed his appreciation for the much-needed appropriated funding to support DOC's recruitment and retention efforts. He is confident these efforts will provide relief to correctional officers and boost moral by eliminating excessive overtime.

There was no further discussion.

4. Warden Appointments

Division of Institutions Chief Administrator Jason Bryant welcomed everyone and provided the biography of the following interim wardens and requested approval for their appointments:

A. Jim E. Hamilton Correctional Center (JEHCC) Interim Warden Randy Harding

Randy Harding began his career with the Oklahoma Department of Corrections

in January of 1994 as a correctional officer at James Crabtree Correctional Center. Randy became a correctional officer at the Bill Johnson Correctional Center in 1995. Randy promoted to case manager and records officer at BJCC. Randy promoted to unit manager at William S. Key Correctional Center in 2012 and transferred back to BJCC in 2013 as a unit manager. In 2015, Randy promoted to deputy warden at Dick Connor Correctional Center. Randy earned his bachelor’s degree in social work in December 1994 from Northwestern Oklahoma State University.

Board Members provided their support and words of encouragement.

Motion: Mr. Siegfried made the motion to approve the appointment of Randy Harding to Warden at JEHCC. Mr. Prince seconded the motion.

Randy Chandler	Approve	Stephan Moore	Approve
Betty Gesell	Absent	Calvin Prince	Approve
Joseph Griffin	Absent	T. Hastings Siegfried	Approve
Lynn Haueter	Approve	Daryl Woodard	Absent
Dr. Kathryn LaFortune	Approve		

The warden appointment of Randy Harding as JEHCC warden was approved by majority vote.

There was no further discussion.

B. Lexington Assessment and Reception Center (LARC) Interim Warden Kameron Harvanek

Kameron Harvanek began his career with the Oklahoma Department of Corrections in 1994 as a correctional officer at Mack Alford Correctional Center. In 1997, Kameron promoted to Warden’s Assistant at Mack Alford Correctional Center. During the period of March 1999 through November 2010, he served as a Deputy Warden at Jackie Brannon Correctional Center, Oklahoma State Penitentiary, and Dick Connor Correctional Center, respectively. In November 2010 he transferred to the position of Security Facility Operations Manager and held this position until April 2012. In April 2012, he returned to Jackie Brannon Correctional Center, where he served as Deputy Warden until January 2013 when he was confirmed as Warden at John Lilley Correctional Center. In June 2015, he became the Warden at Mack Alford Correctional Center until January 2019. During the period of January 2019 to October 2020, he served as a Contract Specialist. In October 2020, he transferred to the position of Quality Assurance Manager. Kameron received his Bachelor of Arts degree from Southeastern State University in May of 1993.

Board Members provided their support and words of encouragement.

Motion: Mr. Siegfried made the motion to approve the appointment of Kameron Harvanek to Warden at LARC. Dr. LaFortune seconded the motion.

Randy Chandler	Approve	Stephan Moore	Approve
Betty Gesell	Absent	Calvin Prince	Approve
Joseph Griffin	Absent	T. Hastings Siegfried	Approve
Lynn Haueter	Approve	Daryl Woodard	Absent
Dr. Kathryn LaFortune	Approve		

The warden appointment of Kameron Harvanek as LARC warden was approved by majority vote.

There was no further discussion.

C. Oklahoma State Reformatory (OSR) Interim Warden Chad Dennis

Chad Dennis began his career with the Oklahoma Department of Corrections in June 2000 as a Correctional Security Officer I at Oklahoma State Reformatory. In July 2008, Chad promoted to Correctional Security Manager II and served as Oklahoma State Reformatory CERT Commander from January 2011 to October 2016. In July of 2016, Chad transferred to North Fork Correctional Center and promoted to Unit Manager in August of 2016. In December 2018, Chad promoted to Deputy Warden at Joseph Harp Correctional Center. Chad received his Bachelor of Science in Criminal Justice Management and Ethics from Mid America Christian University in 2015.

Board Members provided their support and words of encouragement.

Motion: Mr. Siegfried made the motion to approve the appointment of Chad Dennis to Warden at OSR. Mr. Prince seconded the motion.

Randy Chandler	Approve	Stephan Moore	Approve
Betty Gesell	Absent	Calvin Prince	Approve
Joseph Griffin	Absent	T. Hastings Siegfried	Approve
Lynn Haueter	Approve	Daryl Woodard	Absent
Dr. Kathryn LaFortune	Approve		

The warden appointment of Chad Dennis as OSR warden was approved by majority vote.

Director Crow congratulated the new wardens on their promotions and expressed his confidence in their abilities. The Department of Corrections continues to grow leadership within the agency and Director Crow expressed his belief these wardens mirror what the agency looks for in future leaders.

There was no further discussion.

5. Inmate/Offender Population Update

Administrator of Classification and Population Travis Gray provided an overview of the inmate/offender population as of August 31, 2021. A copy of the overview was included in the BOC packet for September 29, 2021.

There was no further discussion.

6. Agency Budget Update

Chief Financial Officer (CFO) Ashlee Clemmons welcomed everyone and provided the following overview:

A. FY2021 BOC Budget Update

CFO Clemmons provided an overview of the FY2021 BOC Budget. A copy of the overview was included in the BOC packet for September 29, 2021.

There was no further discussion.

7. FY2021 – Fourth Quarter Internal Financial Audit Report

Chief Administrator of Auditing and Compliance Penny Lewis welcomed everyone and provided an overview of the FY2021 Fourth Quarter Internal Financial Audit. A copy of the overview was included in the BOC packet for September 29, 2021.

In this reporting period, there were 22 internal audits completed and submitted to the Board of Corrections and the State Auditor and Inspector's Office. Of those 22 audits there were four reportable compliance and internal control findings. All of those findings were related to inventories associated with food service, canteen and warehouse. Follow up occurred with the internal financial auditors and two facilities had additional processes implemented as directed due to staff shortage. Ms. Lewis reports the plan of actions resulted in effective compliance and audits have been closed.

There was no further discussion.

8. Approval of Board of Corrections Policy

Chief Administrator of Auditing and Compliance Penny Lewis provided an overview and requested approval of the following policies:

- A. P-010100 entitled "System of Manuals, Handbooks and Monitoring Procedures"**
- B. P-020600 entitled "Legislative Initiative Process"**
- C. P-020700 entitled "Oklahoma Department of Corrections Data System Management"**
- D. P-030100 entitled "Provisions of Services/Inmates Rights and Responsibilities"**
- E. P-040100 entitled "Security Standards for the Oklahoma Department of Corrections"**
- F. P-050100 entitled "Emergency Plans for the Oklahoma Department of Corrections"**
- G. P-070100 entitled "Provision of Food Services"**
- H. P-080100 entitled "Mission and Management of Correctional Industries"**

A copy of the overview was included in the BOC packet for September 29, 2021.

Motion: Mr. Siegfried made the motion to approve all above listed policies. Mr. Prince seconded the motion.

Randy Chandler	Approve	Stephan Moore	Approve
Betty Gesell	Absent	Calvin Prince	Approve
Joseph Griffin	Absent	T. Hastings Siegfried	Approve
Lynn Haueter	Approve	Daryl Woodard	Absent
Dr. Kathryn LaFortune	Approve		

Approval of all above listed policies were approved by majority vote.

There was no further discussion.

9. Approval of Delegation Authority to the Director to Declare Emergencies Pursuant to 61 OS §130 (B):

The governing body of a public agency may, upon approval of two-thirds (2/3) majority of all of the members of the governing body, delegate to the chief administrative officer of a public agency the authority to declare an emergency whereby the provisions of the Public Competitive Bidding Act of 1974 with reference to notice and bids shall not apply to contracts less than Seventy-five Thousand Dollars (\$75,000.00) in amount; provided, such authority of the Department of Transportation and the Oklahoma Turnpike Authority shall not extend to any contract exceeding Seven Hundred Fifty Thousand Dollars (\$750,000.00) in amount and such authority of the Department of Corrections shall not extend to any contract exceeding Two Hundred Fifty Thousand Dollars (\$250,000.00) in amount for situations in which the emergency impacts the conditions of confinement, health and safety of correctional officers and inmates in the custody of the Department of Corrections.

General Counsel Gary Elliott reported the state statute allows the Board of Corrections to delegate authority to the Director to declare emergencies and allow purchases not to exceed \$250,000 for delineated purposes of health and safety of correctional officers and inmates.

Motion: Mr. Siegfried made the motion to approve the delegation of authority. Dr. LaFortune seconded the motion.

Randy Chandler	Approve	Stephan Moore	Approve
Betty Gesell	Absent	Calvin Prince	Approve
Joseph Griffin	Absent	T. Hastings Siegfried	Approve
Lynn Haueter	Approve	Daryl Woodard	Absent
Dr. Kathryn LaFortune	Approve		

Approval of the delegation of authority to the Director to declare emergencies pursuant to 61 OS §130 (B) was approved by majority vote.

There was no further discussion.

10. GEO Contract Amendment #3

Chief Administrator of Community Corrections James Rudek indicated the legislature, during the last session, appropriated \$1.8 million to be included into the GEO contract. This amendment addresses this appropriated amount. Mr. Rudek indicated the payments are \$150,000 a month which were to begin in July 2021.

Motion: Mr. Siegfried made the motion to approve the GEO contract amendment #3. Mr. Prince seconded the motion.

Randy Chandler	Approve	Stephan Moore	Approve
Betty Gesell	Absent	Calvin Prince	Approve
Joseph Griffin	Absent	T. Hastings Siegfried	Approve
Lynn Haueter	Approve	Daryl Woodard	Absent
Dr. Kathryn LaFortune	Approve		

Approval of the GEO contract amendment #3 was approved by majority vote.

There was no further discussion.

11. Unit Spotlight:

A. Sex and Violent Offender Registration

Manager Tonia Dickerson reported that on November 1, 1989, the Oklahoma Sex Offenders Registration Act was enacted requiring offenders convicted of certain sex crimes to be placed on a public registry. On November 1, 2004, the Mary Rippy Violent Offender Crimes Act was enacted requiring offenders convicted of certain violent crimes to be placed on a public registry. The Oklahoma Department of Corrections (ODOC) Sex and Violent Offender Registration (SVOR) unit oversees and maintains these registries for the state of Oklahoma.

The SVOR unit is the repository for all offender registration documents, and the unit determines all offender's registration requirements. Oklahoma is a dual registry state meaning the offender must register with their local law enforcement agency and the ODOC Probation and Parole office located in the offender's residence area.

The SVOR unit enters each registrant into the public registry. The unit assists law enforcement in the monitoring and tracking of sex and violent offenders residing, working, and/or attending school in Oklahoma upon release. Staff must utilize many resources to include the Sex Offender Registration Notification Act Exchange Portal, National Sex Offender Registry Public Website, all 50 states SOR units, Tribes and Territories registries and the United States Marshal Service.

The SVOR unit currently has a total of eight staff members. There are two certified law enforcement communication specialists in the unit that enter all sex offender information into NCIC for the state of Oklahoma and all modifications including address changes, driver license renewals, employment, and jurisdictional changes.

As of July 2021, there were 7,472 inmates on the sex offender registration and 1,346 on the violent offender registration. Each month the unit mails out approximately 1,600 verification letters to offenders on the registry. Once received, the offender must take the letter to their local law enforcement agency to show they received the letter at their address. The law enforcement agency then verifies the offender is living at that address or reports any change of address and sends the letter to the Sex and Violent Offender unit for entry into the public registry. If the offender does not return the letter within 45 days, a delinquent letter will be sent to the District Attorney and the local law enforcement agency. The SVOR unit sends out approximately 300 delinquent letters a month.

As the official records custodian, the SVOR unit routinely works with the District Attorneys and law enforcement agencies in all 77 counties and testifies as the state subject matter expert regarding registration. They review court documents to determine the most accurate registration requirements. Law enforcement determines where the inmate is eligible to live or if failure to register charges are filed.

On October 1, 2020, the unit was awarded the Sex Offender Sentencing, Monitoring, Apprehending, Registering and Tracking (SMART) grant. This grant will enable the unit to modernize the registry database, purchase new office equipment and digitize documents in the inmate's file. The grant will also allow the unit to attend training and conduct training classes across the state to assist law enforcement and tribal agencies on the registration process.

The unit also assists annually with the Sex Offender Registration and Compliance Conference. This conference provides training and legal updates to law enforcement officials, probation and parole officers and district attorneys.

Currently, due to the McGirt ruling regarding crimes committed on Indian tribal land, the unit is working with the DOC's General Counsel and the tribal nations to determine how this ruling will affect the registration process for the state of Oklahoma and to ensure all sex and violent offenders are registered as required by state, federal and tribal laws.

There was no further discussion.

12. FY22 Focus Committee Smart Goals

A. Diversity, Equity, and Inclusion

Chief of Strategic Engagement (COSE) Newton-Embry reported a title change for this smart goal from Racial Disparity to Diversity, Equity, and Inclusion.

The Oklahoma Department of Corrections has established an agency-wide Diversity, Equity, and Inclusion (DEI) Council to review focus areas regarding employees and offenders. The development of this council was initiated by DOC representatives from Human Resources, Division of Institutions, Division of Community Corrections, Employee Rights and Relations, Strategic Engagement, etc.

The DEI Council will consist of agency employees from executive to frontline. The council will be tasked with the following:

- Build on elements currently present in the agency vision statement
 - Empower individuals
 - Encourage teamwork
 - Employee best practices
 - Embrace diversity
- Review focus areas to identify, attract, and retain diverse staff to the agency and advance a climate that promotes inclusion.
- Review data concerning offender access to equitable programs, services, education, and jobs.
- Review misconducts and sanctions to determine unequitable outcomes.

The focus areas identified include:

- Education, Awareness and Training
- Policies and Procedures
- Recruitment and Retention
- Hiring and Promotions
- Offender Impact

COSE Newton-Embry reports the following action items:

- | | |
|--|------------------|
| • Email staff to engage their interest in the Council | October 1, 2021 |
| • Council survey due from staff | October 31, 2021 |
| • Executive Council meets to establish goals, measurements, and desired outcomes | November 5, 2021 |
| • First subcommittee meeting | January 2022 |

COSE Newton-Embry states she looks forward to working with the DEI Council on setting goals and establishing a workforce where employees with diverse backgrounds, experience and knowledge can collaborate to meet the mission of the agency.

There was no further discussion.

B. Re-entry and Transition Services

Chief Administrator (CA) Clint Castleberry indicated this smart goal intertwines with several different opportunities within the agency. The majority are covered under the Sarah Stitt Act which becomes law November 1, 2021.

- Birth Certificates (Sarah Stitt Act)
 - DOC will begin purchasing birth certificates for the purpose of making state IDs.
 - Follow up meeting with State Registrar of Vital Statistics on September 27 to finalize process for batching and payment of birth certificates
 - Instructional memo detailing new birth certificate practice will be forwarded to facilities once process is finalized with Vital Statistics.

- Case management training in August on how to record receipt of personal identification documentation in Offender Management System (OMS) completed. Staff logging information if a birth certificate has been received into OMS to obtain a data baseline.
- State IDs (Sarah Stitt Act)
 - Meeting with Department of Public Safety (DPS) on September 22 on Sarah Stitt implementation. Potential implementation plan is as follows:
 - Select five (5) initial sites for DPS workstations
 - Memo for approval of designated workstations routed September 23
 - Begin deployment of DPS workstations into first five locations on or before October 15
 - Begin training selected DOC staff on how to operate the DPS workstations October 20-21
 - Test DPS workstation operations the week of October 25
 - Additional DPS workstations deployed at DOC facilities in coming months. Locations of new machines to be determined in conjunction with Division of Institutions.
- Resumes (Sarah Stitt Act)
 - Resume template being deployed to existing Education Labs.
 - Career Tech participants will complete resumes as part of Career Readiness program
 - Life Skill participants will complete resumes as part of this program in education labs
 - Other potential discharges will complete resumes at designated times in facility computer labs
 - Resume template has been forwarded to Securus for inclusion on inmate tablets.
- Medicaid Expansion enrollment for discharging inmates
 - DOC/DHS agency partner agreement completed June 17, 2021
 - OMES working to complete connectivity to agency partner portal for electronic enrollment
 - Currently sharing Medicaid expansion enrollment information with potential dischargers at transition reentry fairs until we are able to enroll electronically.

Director Crow asked CA Castleberry to report on the Transition Fairs recently held at facilities. CA Castleberry indicated the Transition Fairs originally began during the commutation process in 2019 and a decision was made to begin the process again this year. Transition Fairs were held at the following facilities last month:

- John Lilley Correctional Center
 - 16 community partners
 - approximately 160 participants
- Mabel Bassett Correctional Center
 - Close to 200 participants

CA Castleberry indicated Transition Fairs are scheduled through the end of the calendar year.

There was no further discussion.

C. Food Service – Healthier Options – Penny Lewis

Chief Administrator (CA) Penny Lewis reported in July of 2021, the Food Service Operations unit became fully staffed and functional. This unit will revise the current ODOC Master Menu to ensure it is more in line with the National Academy of Sciences nutritional recommendations, by reducing sodium, fat, and added sugar content of menu items, while increasing fiber, fruit, and vegetable consumption to ensure a healthy, flavorful, filling, and palatable tray for each ODOC inmate.

CA Lewis reports the unit is partnering with Agri-Services on product ingredients, implementation of facility gardens, seasonal options, storage, and transportation. The unit is also partnering with Medical Services to monitor the offender population with prescribed diets and provide nutritional information through the process.

The target completion date for this smart goal is March of 2022.

There was no further discussion.

D. Health Services Organizational Structure and Pay Sale – Cheri Atkinson

Cheri Atkinson reported the following organizational plan changes for Health Services.

- Expansion of the Nurse Manager positions to include a Nurse Manager at each Department of Corrections' facility to supervise and manage facility nursing staff.

Level I Nurse Managers will be located at facilities with 12 or less nursing staff.

Level II Nurse Managers will be located at facilities with 13 or greater nursing staff, typically larger facilities, facilities with an infirmary and 24/7 care requirements.

It is anticipated the Nurse Manager positions will be drawn from existing high level performing nursing staff currently onsite.

- Existing Administrative Nurse Managers will be supervising the facility Level I and II Nurse Managers and provide guidance and assistance under a three Region distribution.
- Return nursing staff supervision to the chain of command of the Chief Medical Officer and the Chief Administrator of Nursing. The current chain of command has all nursing staff under supervision of the Correctional Health Services Administrators (CHSA) and wardens. CHSA's, Health Information Technicians and medical secretaries will remain under the supervision of the facility warden and

the Division of Institutions.

- Dental assistant positions will be placed under the Dental unit and the Chief Dental Officer's responsibility.

The following strategy was involved in the determination of pay increases:

- Identification of greatest staffing deficiency needs and a determination of the contribution the below market pay impacts the lack of staffing.
- Research to determine the current local market pay for health professionals and collaboration between the Chief Medical Officer and Chief Financial Officer to create more competitive pay while accommodating budget limitations.
- Pay increases were targeted to higher skill health professionals where the greatest pay discrepancies and the greatest competition for staffing exist.

The largest percentage increases went to physicians, mid-level providers (PA and APRN's), dentists, optometrists, psychologists, and behavioral health clinicians.

Registered nurses will receive a pay increase at a smaller percentage, as they received a 7.8% increase total for fiscal years 2019 and 2020.

Additionally, it was determined the positions that did not receive a pay increase with this proposal were close to mid-band pay levels for the local market rates. Also, some of these positions were not as difficult to fill with new staff, as the pay with benefits made the overall compensation competitive in local markets.

Once the pay increase plan is approved, work will begin with Human Resources and Business Services to implement the pay increases. Following that, efforts to expand marketing for recruitment of health professionals will begin in an attempt to fill vacant staff positions.

There was no further discussion.

13. Committee Reports – Standing Committees:

A. Executive

Chairman Hastings Siegfried

Members Calvin Prince and Dr. Kathryn LaFortune

Members in this committee discussed the proposed agenda for the board meeting, probation and parole raises, correctional officer shift differentials, and the board policies.

There was no further discussion.

B. Population/ Security/ Private Prisons

Chairman Calvin Prince

Members Hastings Siegfried and Lynn Haueter

Members in this committee discussed the population update, OIG statistics, update on McGirt, GEO contract amendment and WSKCC closure.

There was no further discussion.

C. Public Policy/ Affairs/ Criminal Justice

Chairwoman Betty Gesell

Members Stephan Moore, Dr. Kathryn LaFortune, and Joe Griffin

Members in this committee discuss Program updates, Medical staff, and Medical facility initiative.

There was no further discussion.

D. Audit and Finance

Chairman Randy Chandler

Members Hastings Siegfried, Lynn Haueter, and Daryl Woodard

Members in this meeting discussed the BOC budget report, WSKCC closure, audit findings and financial metrics for the FY22 Smart Goals.

There was no further discussion.

E. FY22 Focus Committee

Chairman Hastings Siegfried

Members Calvin Prince and Randy Chandler

Members in this meeting discussed the four committees: Diversity, Equity, and Inclusion, Re-entry and Transition Services, Food Services – Healthier Options and Health Services Organizational Structure Pay Scale.

There was no further discussion.

14. New Business

There was no new business.

15. Adjournment

Motion: Chairman Siegfried made a motion to adjourn the meeting. Mr. Woodard seconded the motion.

Randy Chandler	Approve	Stephan Moore	Approve
Betty Gesell	Absent	Calvin Prince	Approve
Joseph Griffin	Absent	T. Hastings Siegfried	Approve
Lynn Haueter	Approve	Daryl Woodard	Absent
Dr. Kathryn LaFortune	Approve		

There being no further business to discuss, adjournment of the meeting was approved by majority vote at 2:43 p.m.

Submitted to the Board of Corrections By:

Kim Rotelli, Minutes Clerk

Date

I hereby certify that these minutes were duly approved by the Board of Corrections on October 27, 2021 in which a quorum was present and voting.

X

Dr. Kathryn LaFortune,
Secretary Board of
Corrections

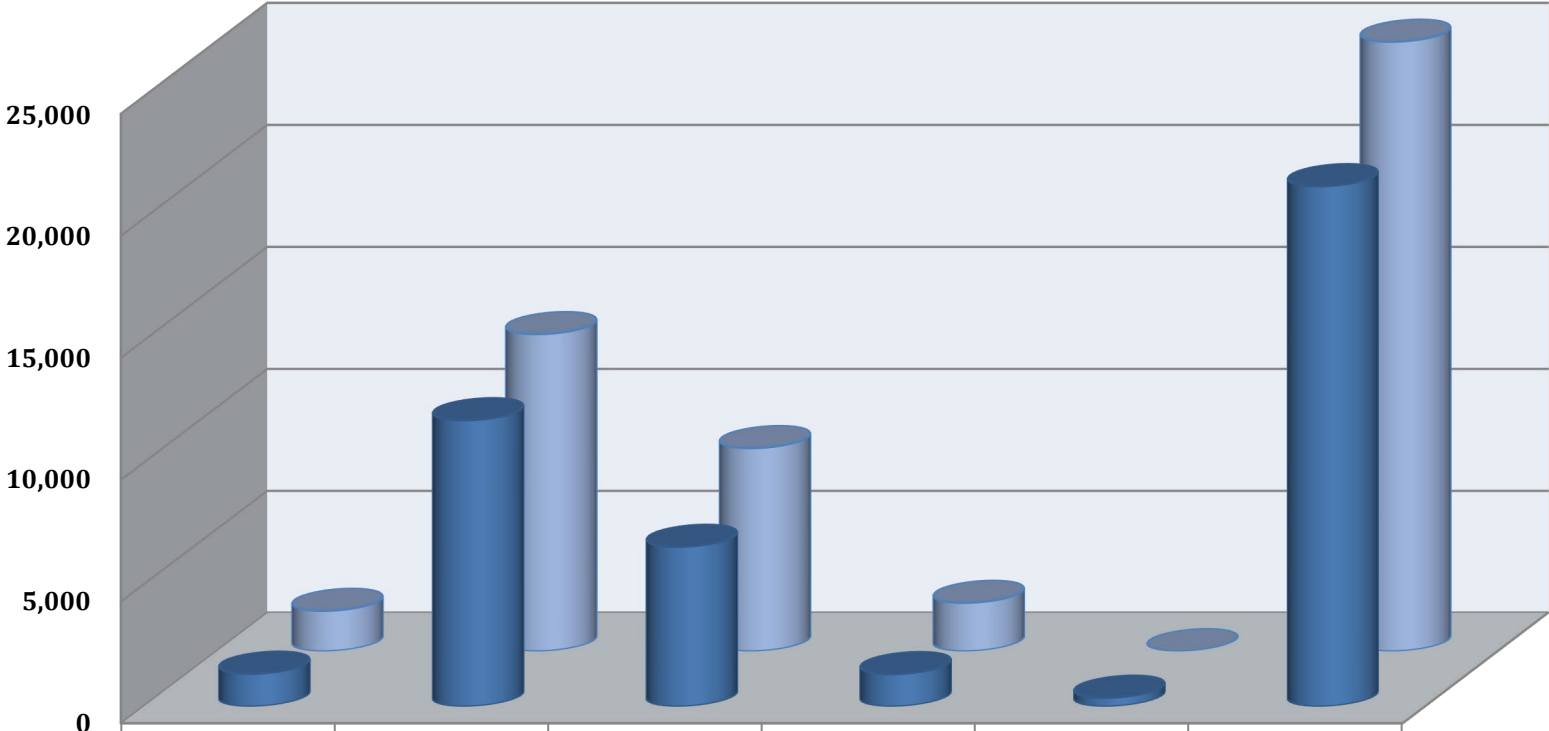
DRAFT

OKLAHOMA DEPARTMENT OF CORRECTIONS REQUEST BILLS

#	Bill Description	Currently	Next Step
1.	Topic: Staff who are Commissioned Peace Officers will retain their commission if moved to a non-commissioned position.		
2.	Topic: Sarah Stitt Act edits including Birth Certificate access.		
3.	Topic: Create authority to hire 18-year-olds in a job classification with limited job duties (detention officer).		
4.	Topic: Correct language on appointing authority for ODOC Director.		
5.	Topic: Create authority for a Hospice and CNA training program.		
6.	Topic: Authorize ODOC to holds its own CLEET Academy.		
7.	Topic: Expand Community Sentencing to include misdemeanors and deferred sentences.		
8.	Topic: County Jail reimbursement.		
9.	Topic: Enshrine Correctional Teacher pay scale in statute.		
10.	Topic: Update the list of prisons/community corrections centers in the state.		

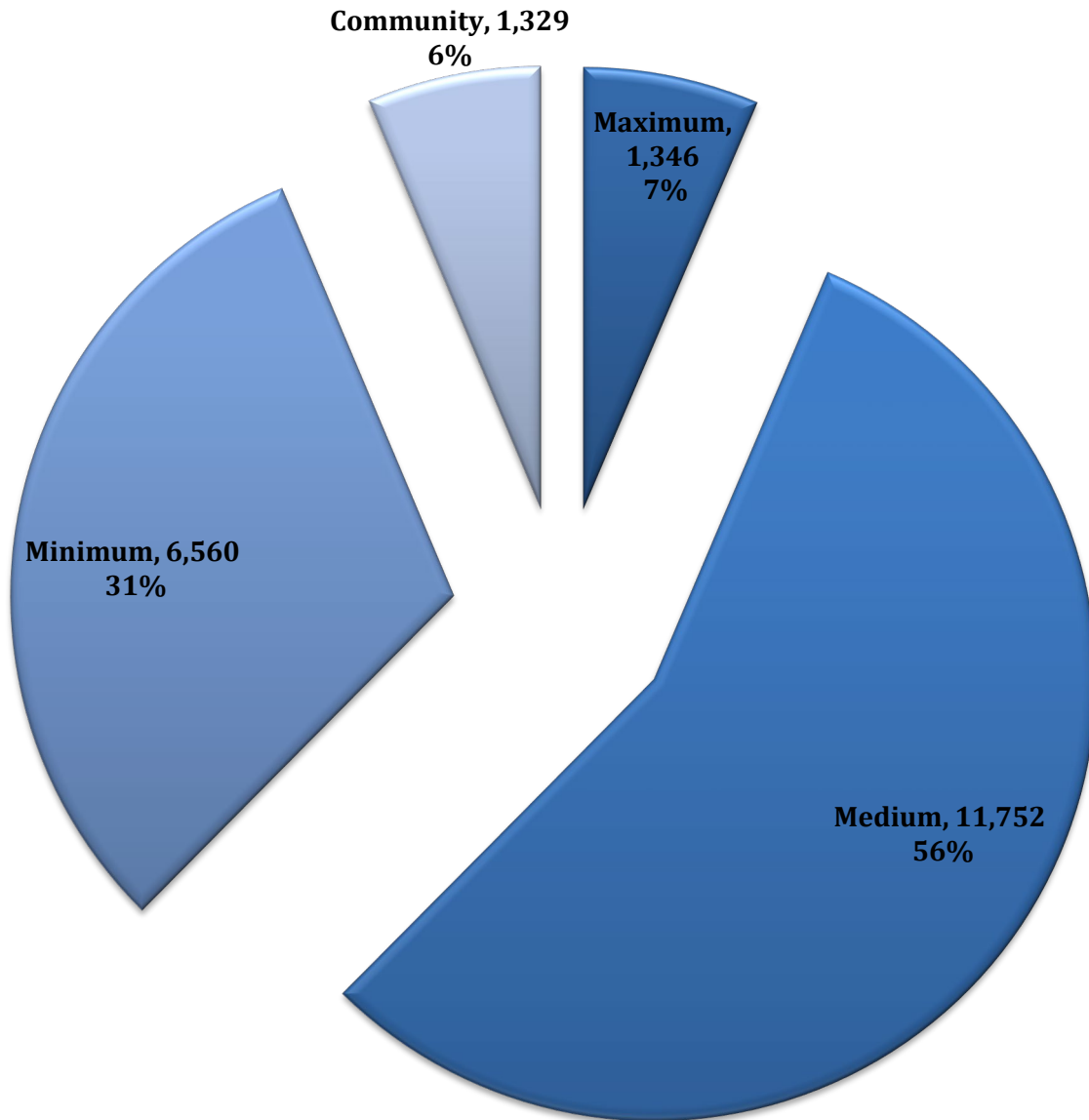
Incarcerated Inmate Grand Total	Females	Males	Total	Community Supervision Offender Grand Total	Females	Males	Total
Current Population	2,172	19,173	21,345	Current Population	5,574	20,002	25,576
Population Last Year	1,467	20,307	21,774	Population Last Year	7,008	23,704	30,712
Change from last year	705	(1134)	(429)	Change from last year	(1,434)	(3702)	(5,136)
State Facilities	Females	Males	Total	Probation Supervision	Females	Males	Total
Current Population	2,024	14,480	16,504	Current Population	4,392	15,904	20,296
Population Last Year	1,357	15,741	17,098	Population Last Year	5,463	18,604	24,067
Change	667	(1261)	(594)	Change	(1,071)	(2700)	(3,771)
Private Prisons	Females	Males	Total	Parole Supervision	Females	Males	Total
Current Population	0	4,275	4,275	Current Population	473	2,123	2,596
Population Last Year	0	4,238	4,238	Population Last Year	512	2,326	2,838
Change	0	37	37	Change	(39)	(203)	(242)
County Jail Contracts	Females	Males	Total	GPS	Females	Males	Total
Current Population	0	10	10	Current Population	80	161	241
Population Last Year	0	10	10	Population Last Year	111	314	425
Change	0	0	0	Change	(31)	(153)	(184)
Halfway Houses	Females	Males	Total	Community Sentencing	Females	Males	Total
Current Population	81	117	198	Current Population	629	1,814	2,443
Population Last Year	96	70	166	Population Last Year	922	2,460	3,382
Change	(15)	47	32	Change	(293)	(646)	(939)
Out Count	Females	Males	Total	County Jail Transfers Pending	Females	Males	Total
Current Population	67	291	358	Current Population	35	1009	1044
Population Last Year	14	248	262	Population Last Year	130	1419	1549
Change	53	43	96	Change	(95)	(410)	(505)
Total System Population	Females	Males	Total				
Current System Population	7,781	40,184	47,965				
Population Last Year	8,605	45,430	54,035				
Change	(824)	(5,246)	(6,070)				

Inmate and Bed Distribution September 30,2021

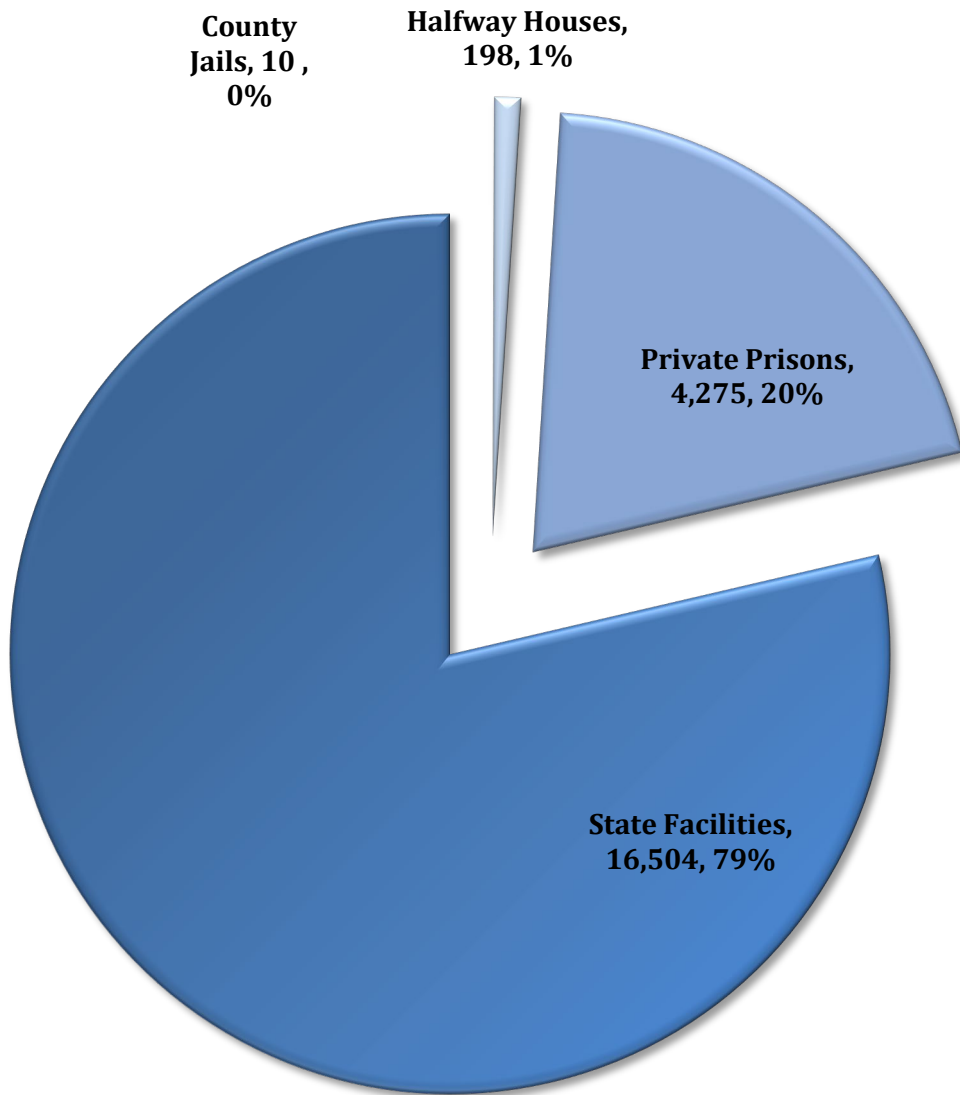


	Maximum	Medium	Minimum	Community	Outside Total	Total
Inmates	1,346	11,752	6,560	1,329	358	21,345
Rated + Temporary Beds	1,658	13,011	8,339	1,987	0	24,995

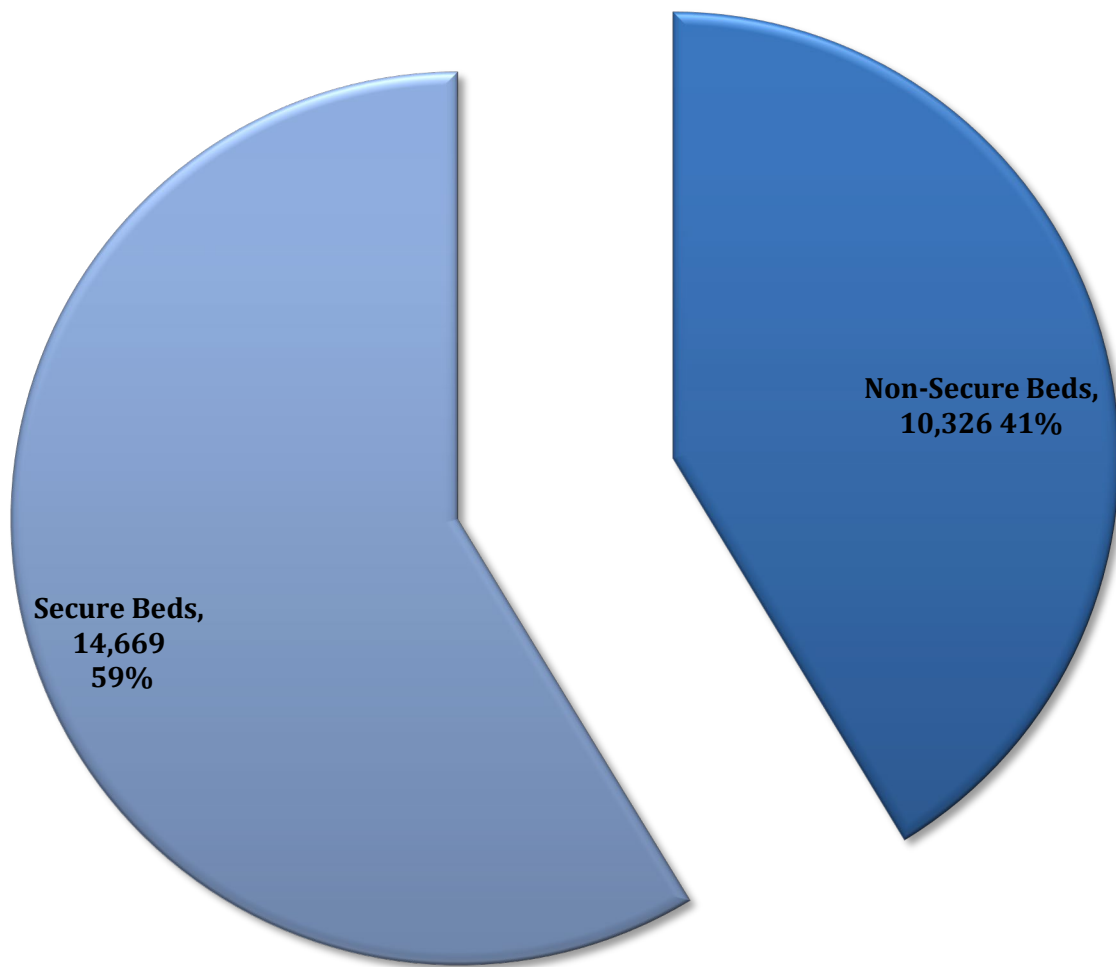
Inmate Distribution by Security Level September 30, 2021



**INMATES IN STATE FACILITIES VS. CONTRACT FACILITIES
SEPTEMBER 30,, 2021**

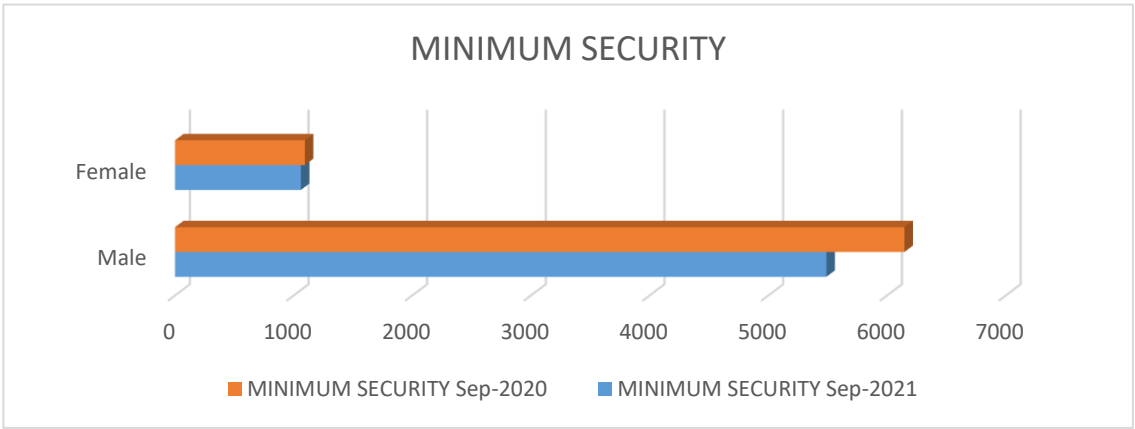
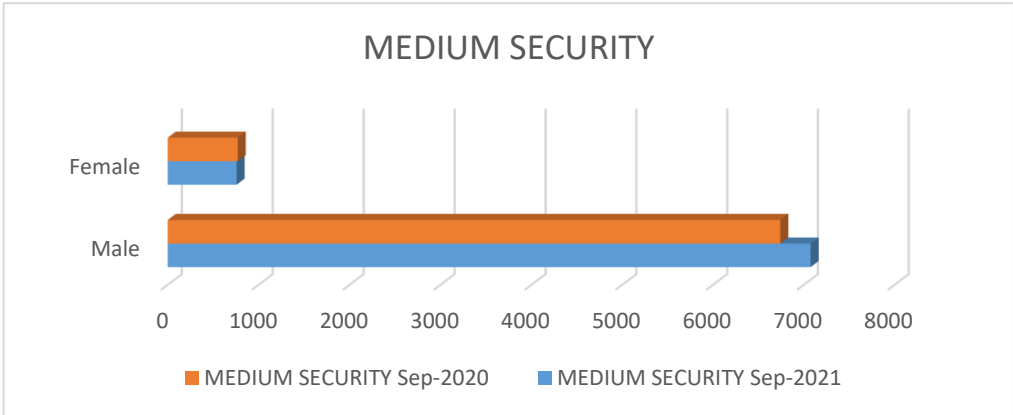
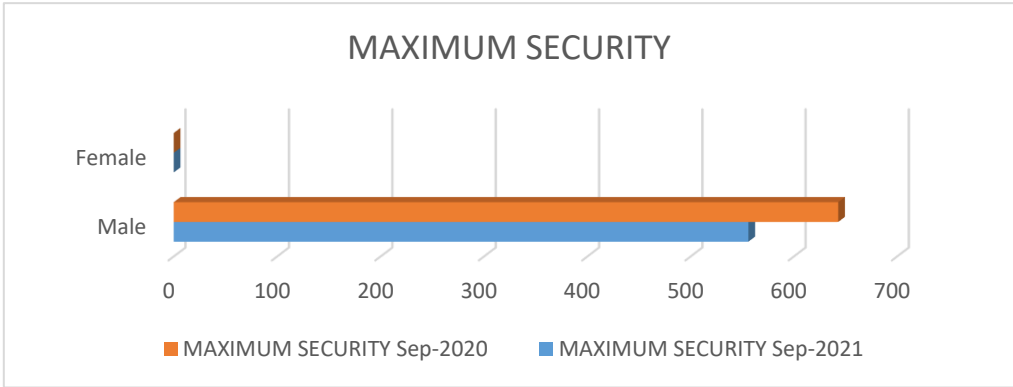
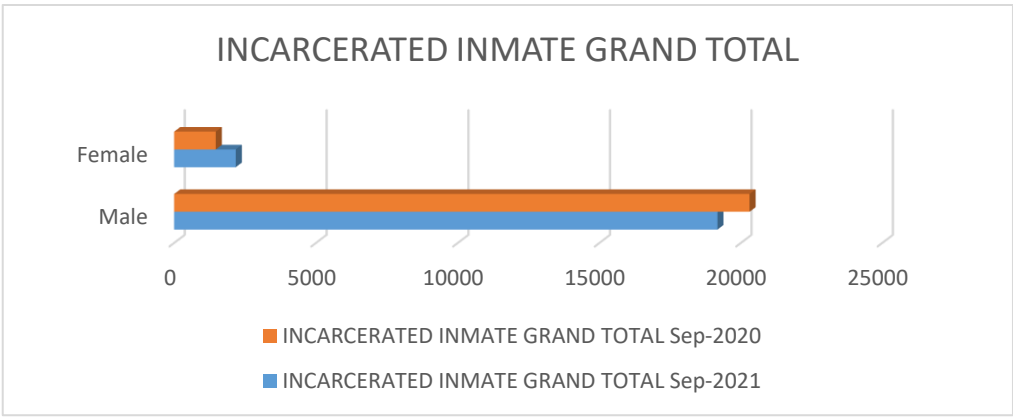


Percentage of Inmates in Secure and Non-Secure Beds September 30, 2021



Secure beds include beds in maximum and medium state and contract facilities.

Non-Secure beds include beds in minimum state and contract facilities, community corrections centers and halfway houses.



BUDGET OVERVIEW

Department	Budget	Payroll Expenditures	Operating Expenditures	Total Expenditures	Available Budget Balance
Institutions	\$184,988,203	\$33,037,791	\$4,786,011	\$37,823,802	\$147,164,401
Probation & Parole	\$32,297,960	\$7,131,333	\$359,414	\$7,490,747	\$24,807,213
Community Corrections	\$20,652,656	\$3,969,022	\$351,287	\$4,320,308	\$16,332,348
Inmate Programs – GPS	\$25,283,425	\$4,256,135	\$392,015	\$4,648,150	\$20,635,275
Community Sentencing	\$3,938,775	\$228,998	\$248,696	\$477,694	\$3,461,081
Contracted Services	\$91,560,004	\$218,698	\$13,573,004	\$13,791,702	\$77,768,302
General Operations	\$43,578,447	\$730,989	\$7,927,441	\$8,658,430	\$34,920,017
Central Office Operations	\$34,660,937	\$7,730,510	\$264,845	\$7,995,355	\$26,665,582
Divisional Operations	\$25,938,908	\$2,271,945	\$2,247,736	\$4,519,681	\$21,419,227
Health Services	\$91,939,924	\$8,066,782	\$8,104,187	\$16,170,969	\$75,768,955
Information Technology	\$23,624,073		\$1,282,415	\$1,282,415	\$22,341,658
Prison Industries	\$25,289,473	\$1,825,589	\$1,727,024	\$3,552,613	\$21,736,860
TOTAL	\$603,752,785	\$69,467,791	\$41,264,075	\$110,731,866	\$493,020,919

STAFFING LEVELS

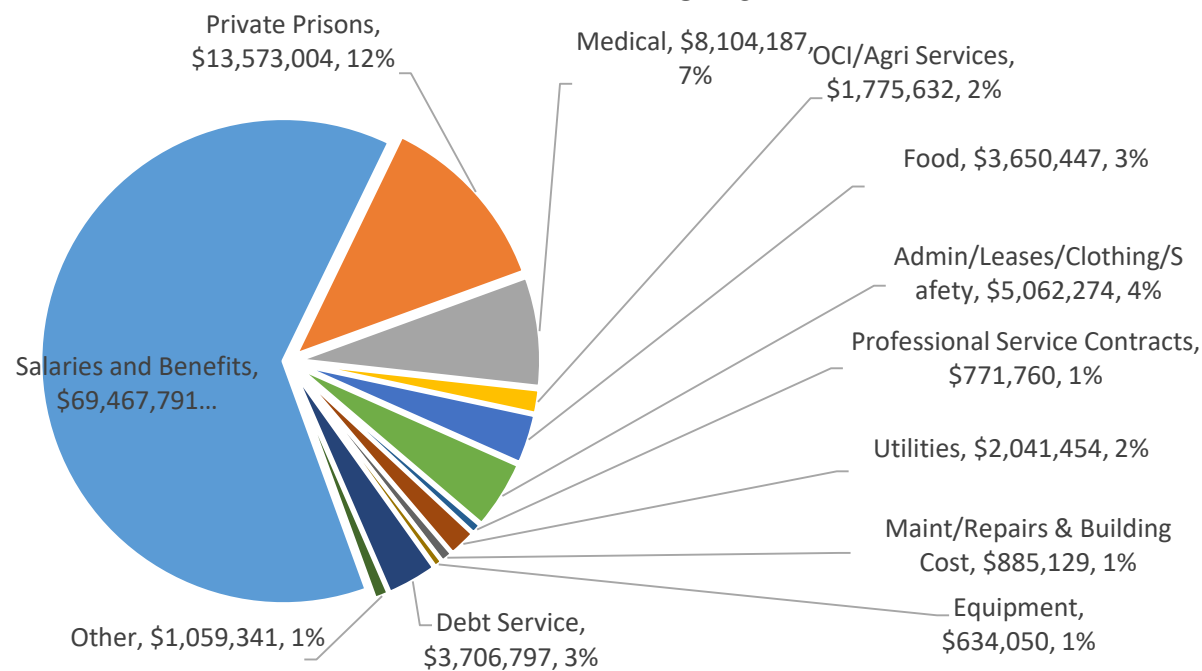
	Budget	September	Over/(Under)
Correctional Officers	1,759	1,317	(442)
Probation Officers	327	265	(62)
Medical	398	345	(53)
Other	1,969	1,786	(183)
Total Staff	4,453	3,713	(740)

UPCOMING

as of 10/15/2021

Item	Status
Pharmacy RFP	Contract signed and forwarded to OMES. Awaiting signature from State Purchasing Director and purchase order to be issued. Estimated cost per calendar year is \$15 million.
Canteen RFP	Bidding open until December 3, 2021.
Background Investigation Unit	Still in the planning stage
Budgeted Average Daily Cost	<i>“The Department shall present to the Board of Corrections at its January meeting comparative data on budgeted daily cost versus actual daily cost, and, after appropriate review and analysis, the Board shall adopt as a final action of the Board an average daily cost per inmate by facility category for the immediately preceding fiscal year.” 57 O.S. § 561.1 ¶ E.</i>
Performance Informed Budgeting (State Initiative)	Efforts are underway to continue the state’s path towards increased accountability and transparency using performance-informed budgeting (PIB), focus on government efficiency, and improvements in budget requests, justifications, and the hearing process.
American Rescue Plan Act (ARPA)	The ARPA provides relief funds to state, local, and tribal governments that have been negatively impacted by the coronavirus pandemic. To ensure funds are allocated in a responsible and transparent manner and in accordance with federal guidelines, the Oklahoma Legislature has worked in collaboration with Executive Branch leaders to form the Joint Committee on Pandemic Relief Funding. The Joint Committee will receive and evaluate proposals through a vetting process and engagement with stakeholders, including members of the Executive Branch, state agencies, community organization, and public submissions. ODOC is still in the research stage of preparing a proposal submission.

EXPENDITURES



OKLAHOMA
Corrections

BUDGET UPDATE

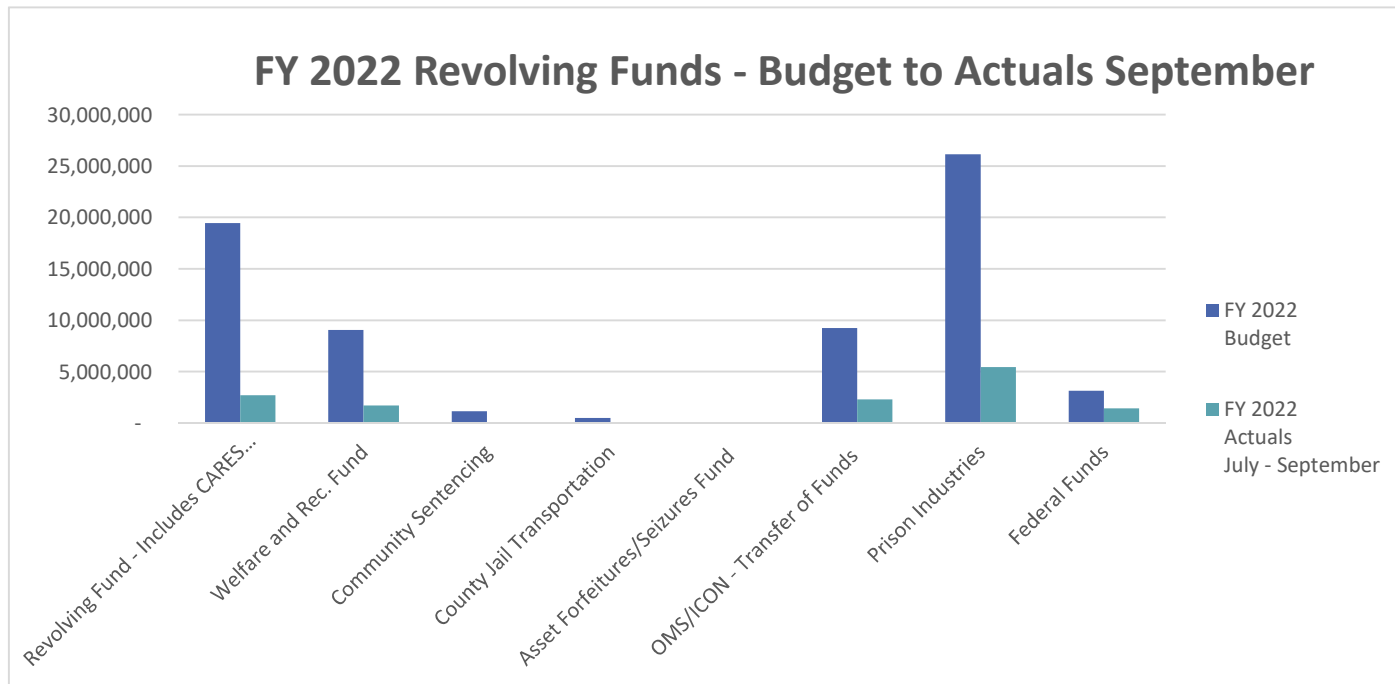
as of September 30, 2021

Three Year Expenditure Comparison

	FY 22 July - September	% Change from FY 21	FY 21 July - September	% Change from FY 20	FY 20 July - September
Salaries and Benefits					
Salaries	\$ 43,355,186	-6.43%	\$ 46,336,357	-1.25%	\$ 46,923,037
Overtime	3,747,863	21.97%	3,072,885	-17.07%	3,705,206
Insurance	11,758,131	-8.89%	12,905,306	-0.76%	13,003,680
Retirement	10,606,611	-5.65%	11,242,013	-1.96%	11,466,263
Contract Beds	5,233	38.99%	3,765	-25.02%	5,022
Private Prisons	12,550,914	-8.96%	13,786,876	-14.36%	16,097,801
Halfway Houses	463,163	9.88%	421,509	-74.17%	1,631,929
Contracted County Jails	10,719	2.85%	10,422	-26.34%	14,148
Jail Backup	521,532	-53.05%	1,110,861	77.00%	627,615
Jail Backup Transportation Reim	21,441	-3.83%	22,296	-61.79%	58,355
Medical Services	6,523,742	9.06%	5,981,843	-16.79%	7,188,685
Hep C Treatment	1,580,446	-54.83%	3,498,796		1,416,553
Institutions	4,786,011	-4.74%	5,024,141	2.82%	4,886,571
Probation and Parole	359,414	8.60%	330,939	-0.37%	332,166
Community Corrections	351,287	-10.09%	390,707	-21.89%	500,182
Inmate Programs	392,015	-34.51%	598,577	163.32%	227,318
Community Sentencing	248,696	-3.13%	256,723	-5.68%	272,195
General Operations	3,855,441	19.07%	3,237,980	253.18%	916,813
NFCC Lease	4,072,000	35.73%	3,000,000	9.09%	2,750,000
Central Office Operations	264,845	35.09%	196,048	-17.98%	239,026
Divisional Operations	2,247,736	4.06%	2,160,092	-5.55%	2,287,104
IT	751,359	-61.89%	1,971,571	199.48%	658,335
Offender Management System	531,056	13.56%	467,637		-
OCI / Agri-Services	1,727,024	-31.15%	2,508,534	-11.38%	2,830,658
	<u>\$ 110,731,866</u>	<u>-6.58%</u>	<u>\$ 118,535,879</u>	<u>0.42%</u>	<u>\$ 118,038,662</u>

Three Year Revolving Fund Comparison

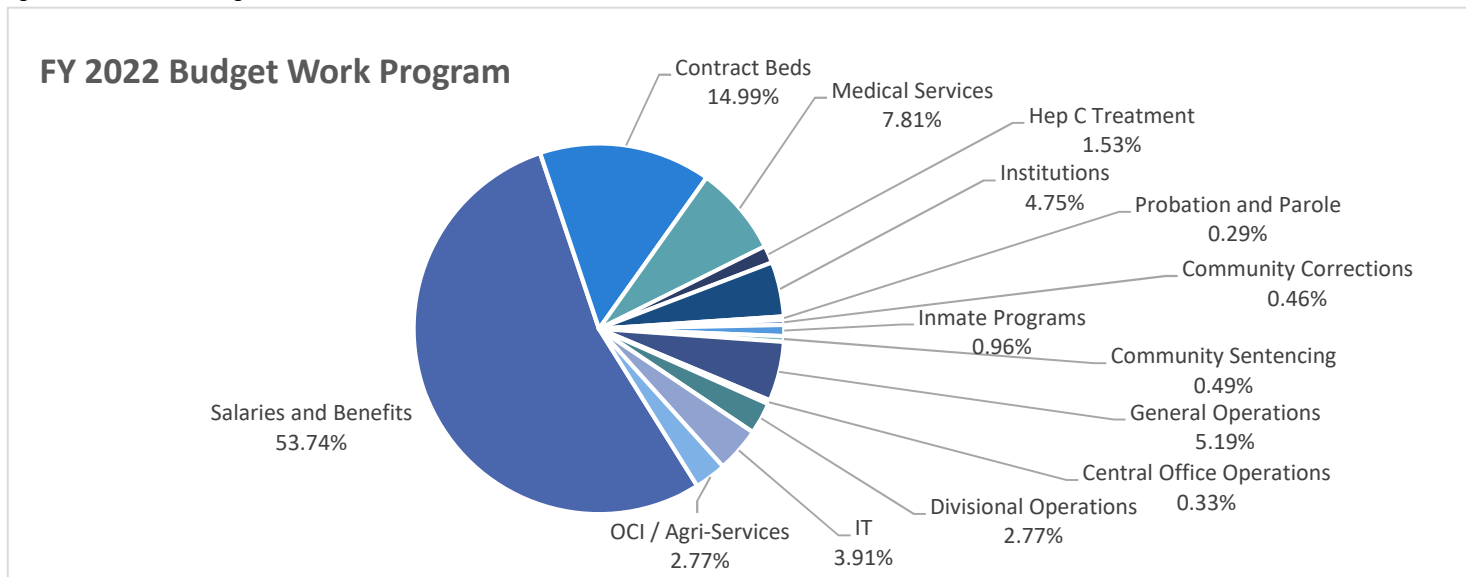
		FY 2022	FY 2022	% Change	FY 2021	% Change	FY 2020
		Budget	Actuals	from	Actuals	from	Actuals
			July -	from	July -	from	July -
			September	FY 21	September	FY 20	September
200	Revolving Fund - Includes CARES Funding	19,458,640	2,696,945	-63.64%	7,418,032	145.57%	3,020,682
205	Welfare and Rec. Fund	9,066,289	1,713,502	-33.36%	2,571,239	72.59%	1,489,809
210	Community Sentencing	1,147,325	20,661	-1.99%	21,081	-37.68%	33,825
225	County Jail Transportation	500,000	-		-		-
230	Asset Forfeitures/Seizures Fund	-	-	0.00%	-	0.00%	-
235	OMS/ICON - Transfer of Funds	9,235,258	2,308,815	0.00%	-	0.00%	-
280	Prison Industries	26,153,573	5,440,269	-2.57%	5,583,853	-17.56%	6,773,225
410 & 430	Federal Funds	3,148,054	1,433,215	323.75%	338,221	-49.86%	674,580
		\$ 68,709,139	\$ 13,613,407		\$ 15,932,425		\$ 11,992,121



FY 2022 Budget Work Program

	Current Budget	Expenditures	Encumbrances	Available Balance
Salaries and Benefits	\$ 324,473,011	\$ 69,467,791	\$ 3,418,161	\$ 251,587,059
Contract Beds	90,507,139	13,573,004	75,456,635	\$ 1,477,500
Medical Services	47,141,383	6,523,742	37,174,358	\$ 3,443,284
Hep C Treatment	9,240,000	1,580,446	6,654,054	\$ 1,005,500
Institutions	28,653,688	4,786,011	22,503,743	\$ 1,363,934
Probation and Parole	1,766,456	359,414	1,297,007	\$ 110,035
Community Corrections	2,749,199	351,287	2,282,353	\$ 115,559
Inmate Programs	5,813,249	392,015	4,097,041	\$ 1,324,193
Community Sentencing	2,947,975	248,696	982,958	\$ 1,716,321
General Operations	31,354,447	7,927,441	19,343,210	\$ 4,083,796
Central Office Operations	2,015,267	264,845	1,045,126	\$ 705,296
Divisional Operations	16,735,648	2,247,736	13,311,469	\$ 1,176,443
IT	23,624,073	1,282,415	14,889,319	\$ 7,452,339
OCI / Agri-Services	16,731,250	1,727,024	6,954,950	\$ 8,049,276
Grand Total	\$ 603,752,785	\$ 110,731,866	\$ 209,410,386	\$ 283,610,534

FY 2022 Budget Work Programs includes all funding sources.



Oklahoma Department Corrections
 Inmate Correctional Offender Network (OMS)
 as of September 30, 2021

	Year 1	Year 2	Year 3	Total	
	FY 2020 Expenditures	FY 2021 Expenditures	FY 2022 1st Quarter	\$	%
Staffing	612,232.10	668,764.38		1,280,996.48	13.87%
American Airlines					
Airline tickets Laura Pitman, Lisa Burlingame, Anji Mayfield, and Donnie Martin to travel to Springfield, Illinois Department of Corrections July 16 - 21, 2018 to review their project experience, structure, change management, and development procedures of the OMS system.	2,277.41			2,277.41	0.02%
American Airlines					
Airline Ticket for Lisa Burlingame to attend the annual Technology Summit in Scottsdale, Arizona June 2-5, 2019 for educational opportunities beneficial to the technology and data standardization and analysis related projects also to keep abreast of emerging market trends in the offender management system industry and common areas of concern for other states that are further in the upgrading process	602.99			602.99	0.01%
Flight for Mr. Carpenter to Tallahassee Florida for OMS meeting with ICON System Implementer		436.90		436.90	0.00%
Enterprise Rent a Car					
Car Rental for Mr. Carpenter for ICOM OMS Project meeting		280.83		280.83	0.00%
Per Diem					
Per Diem for ICON training, Brandi Chamberlain, Cindy Farmer, LeMarlon Earl, Marcus Lee		1,285.50		1,285.50	0.01%
Marriott Hotel					
1 night Lodging for Lisa Burlingame, ICON training in OKC		118.69		118.69	0.00%
Holiday Inn					
Lodging for training facilitators helping with OMS/ICON training		4,246.60		4,246.60	0.05%

Oklahoma Department Corrections
 Inmate Correctional Offender Network (OMS)
 as of September 30, 2021

	Year 1	Year 2	Year 3	Total	
	FY 2020 Expenditures	FY 2021 Expenditures	FY 2022 1st Quarter	\$	%
Amazon					
External speakers and auxiliary cables for training rooms for new offender management system implementation, various video connections, cables and surge protectors		934.85		934.85	0.01%
Staples					
Binding spines for post training exercises in new OMS/ICON system. Plastic covers for use with a comb binding system, batteries for mouse and keyboards		471.34		471.34	0.01%
Electronic Signature Pad Topaz SigLite Wired signature terminal T-S460-HSB-R (500)		47,445.00		47,445.00	0.51%
OCI					
Office Furniture	1,375.00			1,375.00	
OMES					
SHI licenses for Visio-a flowcharting software	1,044.00			1,044.00	0.01%
Newspaper Ad to solicit space for the OMS Project Team (This includes ad placement cost and a 15% fee to OMES for placing the ad)	39.05			39.05	0.00%
WO to create VPN setup between Azure and the OK DOC network for the Training and Production environments		180.00		180.00	0.00%
P-Card AO					
P-Card Expenses for OMS Project Related Costs	8,776.76			8,776.76	0.10%
KPMG					
Provision of Independent Verification and Validation and Technical Advisory Services for the modernization of the ODOC Offender Management System.	270,000.00	432,000.00	38,000.00	740,000.00	8.01%
LSG					
Project management of the OMS modernization project to ensure timely deliverables and maintains accountability for budgets and other resources	128,428.00	75,925.00		204,353.00	2.21%

Oklahoma Department Corrections
 Inmate Correctional Offender Network (OMS)
 as of September 30, 2021

	Year 1	Year 2	Year 3	Total	
	FY 2020 Expenditures	FY 2021 Expenditures	FY 2022 1st Quarter	\$	%
Arrowhead Consulting Solutions Provide organizational change management services as part of the offender management modernization project. Marquis Software Development		364,467.33	85,322.50	449,789.83	4.87%
Development of ODOC Offender Management System and related services, maintenance and support, and enhancements 38/Santa Fe LLC	1,716,145.37	4,303,471.07	407,733.32	6,427,349.76	69.59%
OMS Project Office Lease Space located at 3815 N. Santa Fe Ste. 124	11,222.49			11,222.49	0.12%
KCDS Holdings OMS Project Office Lease Space located at 3815 N. Santa Fe Ste. 124	11,222.49	41,149.13		52,371.62	0.57%
Total	\$ 2,763,365.66	\$ 5,941,176.62	\$ 531,055.82	\$ 9,235,598.10	

Funding Reconciliation

Revenue

FY 2019-HB3706	4,800,000.00
FY 2020-Letter from Thompson and Wallace	4,800,000.00
FY 2021-Base	4,800,000.00
FY 2021-Revenue Reduction 4.4%	(211,200.00)
FY 2022-HB2908 Revolving Fund (4.8mFY22+4.4mFY21=9.2m)	4,800,000.00
Total Revenue	<u>18,988,800.00</u>

Expenditures

FY 2020-Actuals	(2,763,365.66)
FY 2021-Actuals	(5,941,176.62)
FY 2022-Actuals as of September 30, 2021	(531,055.82)
Total Expenditures	<u>(9,235,598.10)</u>

Balance Remaining

\$ 9,753,201.90

Oklahoma Department of Corrections
HB 1374- County Jail Transport Reimbursement

County	FY 2020		FY 2021		FY 2022 1st Quarter		Grand Total	
	\$	%	\$	%	\$	%	\$	%
ADAIR	4,791.31	1.98%	1,017.70	0.44%	-	0.00%	5,809.01	1.14%
ALFALFA	2,411.86	0.99%	1,040.13	0.45%	343.98	1.00%	3,795.97	0.74%
ATOKA	1,060.93	0.44%	1,777.52	0.76%	641.76	1.87%	3,480.21	0.68%
BEAVER	3,835.35	1.58%	4,052.74	1.74%	462.96	1.35%	8,351.05	1.64%
BECKHAM	5,325.11	2.20%	3,175.86	1.36%	857.78	2.50%	9,358.75	1.84%
BLAINE	434.57	0.18%	-	0.00%	-	0.00%	434.57	0.09%
BRYAN	4,626.03	1.91%	3,460.40	1.48%	-	0.00%	8,086.43	1.59%
CADDO	4,461.94	1.84%	6,585.14	2.82%	1,831.02	5.34%	12,878.10	2.53%
CANADIAN	3,098.67	1.28%	5,554.61	2.38%	209.40	0.61%	8,862.68	1.74%
CARTER	5,265.46	2.17%	5,951.42	2.55%	892.17	2.60%	12,109.05	2.37%
CHEROKEE	6,210.43	2.56%	2,730.36	1.17%	657.76	1.92%	9,598.55	1.88%
CHOCTAW	2,021.07	0.83%	1,819.13	0.78%	286.72	0.84%	4,126.92	0.81%
CIMARRON	1,101.87	0.45%	-	0.00%	-	0.00%	1,101.87	0.22%
CLEVELAND	2,166.36	0.89%	656.88	0.28%	-	0.00%	2,823.24	0.55%
COAL	-	0.00%	-	0.00%	-	0.00%	-	0.00%
COMANCHE	5,220.40	2.15%	7,168.62	3.07%	1,346.29	3.92%	13,735.31	2.69%
COTTON	341.27	0.14%	703.59	0.30%	181.16	0.53%	1,226.02	0.24%
CRAIG	3,841.22	1.58%	4,286.18	1.84%	414.40	1.21%	8,541.80	1.68%
CREEK	1,742.14	0.72%	2,437.51	1.05%	65.61	0.19%	4,245.26	0.83%
CUSTER	4,320.87	1.78%	1,421.71	0.61%	700.41	2.04%	6,442.99	1.26%
DELAWARE	12,873.53	5.31%	5,258.30	2.26%	585.69	1.71%	18,717.52	3.67%
DEWEY	-	0.00%	-	0.00%	-	0.00%	-	0.00%
ELLIS	369.32	0.15%	728.80	0.31%	-	0.00%	1,098.12	0.22%
GARFIELD	7,791.12	3.21%	10,781.86	4.62%	2,414.92	7.04%	20,987.90	4.12%
GARVIN	2,883.46	1.19%	1,453.20	0.62%	115.92	0.34%	4,452.58	0.87%
GRADY	2,184.94	0.90%	3,962.40	1.70%	405.87	1.18%	6,553.21	1.29%
GRANT	670.60	0.28%	1,143.85	0.49%	-	0.00%	1,814.45	0.36%
GREER	4,107.79	1.69%	73.20	0.03%	-	0.00%	4,180.99	0.82%
HARMON	2,084.24	0.86%	607.22	0.26%	-	0.00%	2,691.46	0.53%
HARPER	1,272.29	0.52%	968.20	0.42%	-	0.00%	2,240.49	0.44%
HASKELL	2,146.71	0.89%	2,022.88	0.87%	236.20	0.69%	4,405.79	0.86%
HUGHES	-	0.00%	-	0.00%	-	0.00%	-	0.00%
JACKSON	6,164.30	2.54%	4,231.44	1.82%	777.37	2.27%	11,173.11	2.19%
JEFFERSON	-	0.00%	-	0.00%	-	0.00%	-	0.00%
JOHNSTON	1,508.77	0.62%	3,109.31	1.33%	-	0.00%	4,618.08	0.91%
KAY	8,550.71	3.53%	7,335.61	3.15%	1,048.29	3.05%	16,934.61	3.32%

Oklahoma Department of Corrections
HB 1374- County Jail Transport Reimbursement

County	FY 2020		FY 2021		FY 2022 1st Quarter		Grand Total	
	\$	%	\$	%	\$	%	\$	%
KINGFISHER	1,037.95	0.43%	-	0.00%	-	0.00%	1,037.95	0.20%
KIOWA	1,326.09	0.55%	472.64	0.20%	192.16	0.56%	1,990.89	0.39%
LATIMER	1,943.79	0.80%	1,932.71	0.83%	239.12	0.70%	4,115.62	0.81%
LEFLORE	6,207.56	2.56%	9,053.64	3.88%	639.91	1.86%	15,901.11	3.12%
LINCOLN	758.94	0.31%	-	0.00%	-	0.00%	758.94	0.15%
LOGAN	2,571.87	1.06%	2,989.74	1.28%	509.32	1.48%	6,070.93	1.19%
LOVE	762.30	0.31%	3,159.84	1.36%	173.01	0.50%	4,095.15	0.80%
MAJOR	481.53	0.20%	476.58	0.20%	-	0.00%	958.11	0.19%
MARSHALL	2,426.64	1.00%	-	0.00%	-	0.00%	2,426.64	0.48%
MAYES	5,753.29	2.37%	6,088.70	2.61%	356.30	1.04%	12,198.29	2.39%
McCLAIN	-	0.00%	-	0.00%	-	0.00%	-	0.00%
McCURTAIN	5,550.20	2.29%	3,208.99	1.38%	2,131.75	6.21%	10,890.94	2.14%
McINTOSH	3,157.73	1.30%	1,316.91	0.56%	-	0.00%	4,474.64	0.88%
MURRAY	1,292.01	0.53%	1,448.83	0.62%	-	0.00%	2,740.84	0.54%
MUSKOGEE	10,598.52	4.37%	13,700.03	5.88%	1,342.80	3.91%	25,641.35	5.03%
NOBLE	745.69	0.31%	2,102.56	0.90%	192.48	0.56%	3,040.73	0.60%
NOWATA	2,374.29	0.98%	1,510.04	0.65%	1,040.40	3.03%	4,924.73	0.97%
OKFUSKEE	902.85	0.37%	1,494.59	0.64%	247.28	0.72%	2,644.72	0.52%
OKLAHOMA	-	0.00%	-	0.00%	-	0.00%	-	0.00%
OKMULGEE	4,605.77	1.90%	3,491.94	1.50%	-	0.00%	8,097.71	1.59%
OSAGE	626.03	0.26%	227.78	0.10%	-	0.00%	853.81	0.17%
OTTAWA	-	0.00%	1,413.93	0.61%	-	0.00%	1,413.93	0.28%
PAWNEE	832.74	0.34%	915.33	0.39%	418.93	1.22%	2,167.00	0.42%
PAYNE	2,939.70	1.21%	3,491.31	1.50%	129.08	0.38%	6,560.09	1.29%
PITTSBURG	3,552.60	1.47%	3,529.08	1.51%	-	0.00%	7,081.68	1.39%
PONTOTOC	-	0.00%	-	0.00%	-	0.00%	-	0.00%
POTTAWATOMIE	576.11	0.24%	3,333.39	1.43%	362.47	1.06%	4,271.97	0.84%
PUSHMATAHA	1,955.65	0.81%	3,328.07	1.43%	315.08	0.92%	5,598.80	1.10%
ROGER MILLS	2,168.23	0.89%	-	0.00%	-	0.00%	2,168.23	0.43%
ROGERS	8,288.81	3.42%	9,573.32	4.11%	1,443.36	4.21%	19,305.49	3.79%
SEMINOLE	933.59	0.39%	1,993.61	0.86%	235.14	0.69%	3,162.34	0.62%
SEQUOYAH	-	0.00%	-	0.00%	-	0.00%	-	0.00%
STEPHENS	3,985.50	1.64%	6,014.99	2.58%	1,618.60	4.72%	11,619.09	2.28%
TEXAS	12,745.54	5.26%	9,094.80	3.90%	2,298.92	6.70%	24,139.26	4.73%
TILLMAN	1,900.67	0.78%	2,878.23	1.23%	364.46	1.06%	5,143.36	1.01%
TULSA CO CJA	21,290.24	8.78%	29,878.08	12.82%	2,770.22	8.07%	53,938.54	10.58%

Oklahoma Department of Corrections
 HB 1374- County Jail Transport Reimbursement

County	FY 2020		FY 2021		FY 2022 1st Quarter		Grand Total	
	\$	%	\$	%	\$	%	\$	%
WAGONER	4,902.73	2.02%	3,174.52	1.36%	1,450.50	4.23%	9,527.75	1.87%
WASHINGTON	6,440.08	2.66%	5,144.88	2.21%	913.05	2.66%	12,498.01	2.45%
WASHITA	1,475.14	0.61%	499.17	0.21%	455.78	1.33%	2,430.09	0.48%
WOODS	-	0.00%	-	0.00%	-	0.00%	-	0.00%
WOODWARD	495.44	0.20%	675.29	0.29%	-	0.00%	1,170.73	0.23%
Total	\$ 242,490.46		\$ 233,129.29		\$ 34,315.80		509,935.55	

Funding Reconciliation

HB 1374 Appropriation	1,000,000
FY 2020	(242,490)
FY 2021	(233,129)
FY 2022	(34,315.80)
Balance Remaining	\$ 490,064

Oklahoma Department of Corrections
SB 1590 - Construction and Maintenance Bond
Expenditures as of October 15, 2021

Dick Conner Correctional Center (DCCC)	14,193,407.36	16%
Eddie Warrior Correctional Center (EWCC)	2,447,839.23	3%
Howard McLeod Correctional Center (HMCC)	2,119,870.93	2%
Jackie Brannon Correctional Center (JBCC)	4,954,168.16	5%
Jess Dunn Correctional Center (JDCC)	3,980,643.80	4%
Jim E. Hamilton Correctional Center (JEHCC)	1,750,482.29	2%
Mack Alford Correctional Center (MACC)	4,498,713.31	5%
Northeast Oklahoma Correctional Center (NEOCC)	470,320.22	1%
Oklahoma State Penitentiary (OSP)	13,728,703.14	15%
Bill Johnson Correctional Center (BJCC)	423,586.56	0%
James Crabtree Correctional Center (JCCC)	679,916.10	1%
John Lilley Correctional Center (JLCC)	4,246,996.01	5%
Joseph Harp Correctional Center (JHCC)	10,936,992.72	12%
Kate Barnard Correctional Center (KBCC)	1,416,655.64	2%
Lexington Assessment and Reception Center (LARC)	9,598,744.20	11%
Mabel Bassett Correctional Center (MBCC)	2,567,672.03	3%
William S. Key Correctional Center (WSKCC)	-	0%
Clara Waters Community Corrections Center (CWCCC)	338,932.44	0%
Enid Community Corrections Center (ECCC)	57,360.92	0%
Lawton Community Corrections Center (LCCC)	1,461,274.09	2%
Oklahoma City Community Corrections Center (OKCCC)	361,336.02	0%
Oklahoma State Reformatory (OSR)	8,126,682.51	9%
Union City Community Corrections Center (UCCCC)	942,508.15	1%
Other Projects	1,535,514.19	2%
Total	\$ 90,838,320.02	

Funding Reconciliation

Bond Proceeds	116,500,000.00
Pre-Encumbrance	-
Encumbrance	(22,181,518.85)
Expenditures	(90,830,875.06)
Balance Remaining	\$ 3,487,606.09

Expenditures timing variance - \$7,444.96

Oklahoma Department of Corrections
FY 2022 Appropriation as of September 2021

Account Code	Budgeted	Expenditures	Encumbered	Pre-Encumbered	Committed	Balance
11,12,13 Payroll, Insurance, FICA and Retirement	\$ 315,133,479.00	\$ 67,532,045.54	\$ 3,418,161.25	\$ -	\$ 70,950,206.79	\$ 244,183,272.21
15 Professional Services	90,747,434.00	15,508,473.24	75,335,296.75	-	90,843,769.99	(96,335.99)
17 Moving Expenses	100,000.00	22,104.00	187,896.00	-	210,000.00	(110,000.00)
19 Flexible Benefits	370,000.00	29,612.66	280,387.34	-	310,000.00	60,000.00
21, 22 Travel	656,392.00	124,965.48	164,346.38	-	289,311.86	367,080.14
31 Miscellaneous Administrative Expenses	17,919,613.00	2,334,133.18	13,582,980.99	2,500.00	15,919,614.17	1,999,998.83
32 Rent Expense	17,192,717.00	4,578,611.40	11,284,986.44	-	15,863,597.84	1,329,119.16
33 Maintenance & Repair Expense	7,231,186.00	688,850.70	1,687,001.26	-	2,375,851.96	4,855,334.04
34 Specialized Supplies and Materials	43,501,358.50	7,855,979.75	37,176,390.58	-	45,032,370.33	(1,531,011.83)
35 Production, Safety and Security	2,033,766.00	58,010.32	1,728,254.69	-	1,786,265.01	247,500.99
36 General Operating Expenses	552,015.00	213,060.97	146,421.60	-	359,482.57	192,532.43
37 Shop Supplies	2,367,627.50	245,590.86	1,218,930.07	-	1,464,520.93	903,106.57
41 Property Furniture and Equipment	2,049,969.00	216,255.27	367,631.83	-	583,887.10	1,466,081.90
42 Library Equipment and Resources	8,267.00	-	-	-	-	8,267.00
43 Lease Purchase	195,888.00	64,917.78	131,819.61	-	196,737.39	(849.39)
44 Live Stock – Poultry	-	-	-	-	-	-
45,46,47 Building Construction and Renovation	-	-	-	-	-	-
48 Bond Payment	11,961,164.00	3,641,879.06	8,317,933.36	-	11,959,812.42	1,351.58
49 Inter-Agency Payments	-	-	-	-	-	-
51 Inmate Pay and Health Services	1,000,000.00	17,055.85	4,703.17	-	21,759.02	978,240.98
52 Scholarships, Tuition and other incentives	15,500.00	-	-	-	-	15,500.00
53 Refunds, Indemnities, and Restitution	-	(40.03)	-	-	(40.03)	40.03
54 Jail Back Up and others	9,115,300.00	521,587.36	8,591,955.64	-	9,113,543.00	1,757.00
55,59 Assistance Payments to Agencies	-	-	-	-	-	-
60 Authority Orders	-	-	6,476,887.21	-	6,476,887.21	(6,476,887.21)
61 Loans, Taxes, and other Disbursements	2,970.00	118.43	1,500.00	-	1,618.43	1,351.57
62 Transfers – Inmate Medical Payments	12,889,000.00	1,353,322.48	7,646,677.52	-	9,000,000.00	3,889,000.00
64 Merchandise for Resale	-	-	-	-	-	-
TOTAL	\$ 535,043,646.00	\$ 105,006,534.30	\$ 177,750,161.69	\$ 2,500.00	\$ 282,759,195.99	\$ 252,284,450.01
Funding						
19102 Duties	50,000,000.00	12,550,914.40	37,449,085.60	-	50,000,000.00	-
19201 Duties	483,463,932.00	91,713,908.91	139,463,073.08	2,500.00	231,179,481.99	252,284,450.01
38302 Opioid Lawsuit Settlement Fund	1,579,714.00	741,710.99	838,003.01	-	1,579,714.00	-
TOTAL	\$ 535,043,646.00	\$ 105,006,534.30	\$ 177,750,161.69	\$ 2,500.00	\$ 282,759,195.99	\$ 252,284,450.01
					Remaining Payroll	244,183,272.21
						\$ 8,101,177.80

Oklahoma Department of Corrections
Statement of Revenues, Expenditures and Changes in Fund Balances
Non-Appropriated Funds
As of July 1, 2021 through September 30, 2021

	200 Fund	205 Fund	210 Fund	225 Fund	230 Fund	235 Fund	280 Fund	Funds
Revenues								
Current:								
Disbursement Fees	\$ 6,547.48	\$ -	\$ -	\$ -	\$ -	\$ -	\$ -	\$ 6,547.48
Sale of Contraband	57,535.25	-	-	-	-	-	-	57,535.25
Bank Charge Back / Returned Check Fee	-	-	-	-	-	-	-	-
Other Fines, Forfeits, Penalties (Admin. Fees, Inst. Debts)	33,040.30	-	20,660.73	-	-	-	-	53,701.03
Interest on Investments	53,490.94	3,148.24	-	-	-	-	20,256.44	76,895.62
Rent from Land & Buildings	7,834.55	-	-	-	-	-	-	7,834.55
Insurance and Other Reimbursement for Damages	17,198.84	-	-	-	-	-	-	17,198.84
Reimbursement for Administrative Expense (PPWP)	32,829.02	-	-	-	-	-	-	32,829.02
Reimbursement of Data Processing Fees	-	-	-	-	-	-	-	-
Reimbursement for Travel Expense	-	-	-	-	-	-	-	-
Federal Reimbursements	29,066.84	-	-	-	(170.60)	-	-	28,896.24
Federal Funds Rec'd from Non-Gov. Ag.	-	-	-	-	-	-	-	-
Refunded Money Previously Disbursed - Goods & Services	97,966.38	-	-	-	-	-	-	97,966.38
Reimbursement for Funds Expended (Refunds - Payroll Reim.)	13,060.72	-	-	-	-	-	-	13,060.72
Program Income (Dog Programs)	100.00	-	-	-	-	-	-	100.00
Other Grants, Refunds and Reimbursements (P-card Rebate)	213.83	-	-	-	-	-	-	213.83
Farm Products General	-	-	-	-	-	-	2,587,708.72	2,587,708.72
Charge for Service - (Water Treatment Plant)	11,550.00	-	-	-	-	-	-	11,550.00
Laboratory and Medical Services	48,841.45	-	-	-	-	-	-	48,841.45
Sale of Documents (Copies)	7,644.69	-	-	-	-	-	-	7,644.69
Sale of Merchandise	-	-	-	-	-	-	2,814,814.94	2,814,814.94
Canteen and Concession Income	-	1,710,353.76	-	-	-	-	-	1,710,353.76
Registration Fees	-	-	-	-	-	-	-	-
Paper & Other Recyclable Materials	-	-	-	-	-	-	-	-
Notification of Confinement - Social Security Admin	17,000.00	-	-	-	-	-	-	17,000.00
Contributions - Patients & Inmates	9,751.73	-	-	-	-	-	-	9,751.73
Probation & Parole Fees, DNA Fees, GPS Fees, Restitution Fees	690,956.61	-	-	-	-	-	-	690,956.61
Deposits by Patients and Offenders (Program Fees - Work Release)	1,190,932.43	-	-	-	-	-	17,488.79	1,208,421.22
Sale of Salvage	21,829.00	-	-	-	-	-	-	21,829.00
Sale of Land and/or Land Improvements	-	-	-	-	-	-	-	-
Total Revenues	2,347,390.06	1,713,502.00	20,660.73	-	(170.60)	-	5,440,268.89	9,521,651.08
Expenditures								
Current:								
Payroll	17,635.45	-	-	-	-	-	1,864,950.39	1,882,585.84
Professional Services	796,155.23	357,951.00	3,311.47	-	-	123,322.50	58,157.12	1,338,897.32
Travel	13,378.64	3,867.47	463.00	-	-	-	14,092.69	31,801.80
Misc. Admin. Expenses	3,322.55	128,975.02	191.50	-	-	-	254,226.26	386,715.33
Rent	12,536.14	45,956.89	-	-	-	-	14,804.05	73,297.08
Maintenance and Repair	215,181.29	231,986.13	-	-	-	-	278,437.88	725,605.30
Specialized Supplies and Materials	34,308.38	167,678.02	-	-	-	-	122,669.60	324,656.00
Production, Safety and Security	3,043.76	26,083.93	2,623.50	-	-	-	69,228.92	100,980.11
General Operating Expenses	3,463.74	44,349.49	-	-	-	-	19,987.40	67,800.63
Shop Expense	26,219.10	12,440.27	1,014.94	-	-	-	291,346.15	331,020.46
Furniture and Equipment	18,144.82	311,208.82	-	-	-	407,733.32	7,060.20	744,147.16
Library Equipment and Resources	-	1,155.31	-	-	-	-	-	1,155.31
Lease Purchases	-	-	-	-	-	-	-	-
Livestock and Poultry	-	-	-	-	-	-	-	-
Land and Right-of-way	-	-	-	-	-	-	-	-
Building, Construction and Renovation	250.00	-	-	-	-	-	-	250.00
Debt Service	-	-	-	-	-	-	-	-
Inmate Pay and Health Services	10,547.28	614,374.44	-	-	-	-	541,861.71	1,166,783.43
Tuitions, Awards and Incentives	-	-	-	-	-	-	-	-
Refunds and Restitutions	6,230.00	-	-	-	-	-	-	6,230.00
Jail Backup, County Jails and Other	358,479.00	-	-	46,976.50	-	-	-	405,455.50
Payment to Gov. Sub-Division	-	-	-	-	-	-	-	-
Assistance Payments to Agencies	-	-	-	-	-	-	-	-
Loans, Taxes and other Disbursements	200.00	629.10	-	-	-	-	-	829.10
Transfers - Out Sourced Health Care	895,185.10	-	-	-	-	-	-	895,185.10
Merchandise for Resale	2,727.19	-	-	-	-	-	2,681,387.23	2,684,114.42
Total Expenditures	2,417,007.67	1,946,655.89	7,604.41	46,976.50	-	531,055.82	6,218,209.60	11,167,509.89
Excess of Revenues Over (Under) Expenditures	(69,617.61)	(233,153.89)	13,056.32	(46,976.50)	(170.60)	(531,055.82)	(777,940.71)	(1,645,858.81)
Cash								
Beginning Cash Balance	17,919,346.44	1,180,568.63	1,173,765.53	552,495.01	170.60	-	6,243,006.50	27,069,352.71
Revenue Received this Year	2,347,390.06	1,713,502.00	20,660.73	-	(170.60)	-	5,440,268.89	9,521,651.08
Expenditures made this Year	(2,417,007.67)	(1,946,655.89)	(7,604.41)	(46,976.50)	-	(531,055.82)	(6,218,209.60)	(11,167,509.89)
Beginning Change in Liabilities	(79,878.15)	(72,302.34)	(1,029.50)	(2,579.63)	-	-	(234,924.68)	(390,714.30)
Transfers (Cares Act Funds & OMS/ICON Funding)	349,554.98	-	-	-	-	2,308,815.00	-	2,658,369.98
Adjustments	(346.66)	-	-	-	-	-	-	(346.66)
Ending Cash Balance	\$ 18,119,059.00	\$ 875,112.40	\$ 1,185,792.35	\$ 502,938.88	\$ -	\$ 1,777,759.18	\$ 5,230,141.11	\$ 27,690,802.92

Oklahoma Department of Corrections
Statement of Revenues, Expenditures and Changes in Fund Balances
Non-Appropriated Funds
For the Month of September 2021

		200 Fund	205 Fund	210 Fund	225 Fund	230 Fund	235 Fund	280 Fund	Funds
Revenue	Revenues								
Code	Current:								
428199	Disbursement Fees	\$ 1,532.41	\$ -	\$ -	\$ -	\$ -	\$ -	\$ -	\$ 1,532.41
433107	Sale of Contraband	1,960.50	-	-	-	-	-	-	1,960.50
433147	Bank Charge Back / Returned Check Fee	-	-	-	-	-	-	-	-
433199	Other Fines, Forfeits, Penalties (Admin. Fees, Inst. Debts)	16,271.81	-	5,423.53	-	-	-	-	21,695.34
441105	Interest on Investments	17,643.61	922.30	-	-	-	-	6,043.56	24,609.47
443103	Rent from Land & Buildings	2,021.80	-	-	-	-	-	-	2,021.80
451101	Insurance and Other Reimbursement for Damages	10,339.93	-	-	-	-	-	-	10,339.93
452005	Reimbursement for Administrative Expense (PPWP)	18,815.58	-	-	-	-	-	-	18,815.58
452117	Reimbursement of Data Processing Fees	-	-	-	-	-	-	-	-
453003	Reimbursement for Travel Expense	-	-	-	-	-	-	-	-
455201	Federal Reimbursements	10,630.33	-	-	-	-	-	-	10,630.33
456101	Federal Funds Rec'd from Non-Gov. Ag.	-	-	-	-	-	-	-	-
458101	Refunded Money Previously Disbursed - Goods & Services	92,220.69	-	-	-	-	-	-	92,220.69
458105	Reimbursement for Funds Expended (Refunds - Payroll Reim.)	345.31	-	-	-	-	-	-	345.31
459171	Program Income (Dog Programs)	25.00	-	-	-	-	-	-	25.00
459199	Other Grants, Refunds and Reimbursements (P-card Rebate)	-	-	-	-	-	-	-	-
471122	Farm Products General	-	-	-	-	-	-	783,484.20	783,484.20
473105	Charge for Service - (Water Treatment Plant)	3,850.00	-	-	-	-	-	-	3,850.00
473176	Laboratory and Medical Services	16,315.77	-	-	-	-	-	-	16,315.77
474105	Sale of Documents (Copies)	2,267.55	-	-	-	-	-	-	2,267.55
474131	Sale of Merchandise	-	-	-	-	-	-	832,191.15	832,191.15
474124	Canteen and Concession Income	-	625,978.01	-	-	-	-	-	625,978.01
478105	Registration Fees	-	-	-	-	-	-	-	-
479121	Paper & Other Recyclable Materials	-	-	-	-	-	-	-	-
479131	Notification of Confinement - Social Security Admin	-	-	-	-	-	-	-	-
481102	Contributions - Patients & Inmates	6,452.31	-	-	-	-	-	-	6,452.31
481121	Probation & Parole Fees, DNA Fees, GPS Fees, Restitution Fees	242,176.00	-	-	-	-	-	-	242,176.00
482101	Deposits by Patients and Offenders (Program Fees - Work Releas	486,959.92	-	-	-	-	-	910.66	487,870.58
483607	Sale of Salvage	-	-	-	-	-	-	-	-
483612	Sale of Land and/or Land Improvements	-	-	-	-	-	-	-	-
	Total Revenues	929,828.52	626,900.31	5,423.53	-	-	-	1,622,629.57	3,184,781.93
Account	Expenditures								
Code	Current:								
11,12,13	Payroll	5,878.49	-	-	-	-	-	632,713.57	638,592.06
15	Professional Services	345,565.61	242,513.00	1,336.99	-	-	35,272.50	10,845.28	635,533.38
21, 22	Travel	5,790.64	2,864.38	-	-	-	-	4,637.60	13,292.62
31	Misc. Admin. Expenses	1,495.44	73,702.45	191.50	-	-	-	137,145.17	212,534.56
32	Rent	4,248.30	24,577.90	-	-	-	-	5,048.81	33,875.01
33	Maintenance and Repair	63,889.25	114,979.16	-	-	-	-	75,564.64	254,433.05
34	Specialized Supplies and Materials	3,288.59	14,393.00	-	-	-	-	69,600.18	87,281.77
35	Production, Safety and Security	-	13,219.57	1,683.00	-	-	-	17,420.83	32,323.40
36	General Operating Expenses	1,082.67	13,604.05	-	-	-	-	3,250.27	17,936.99
37	Shop Expense	7,157.36	1,658.41	81.00	-	-	-	90,808.79	99,705.56
41	Furniture and Equipment	4,359.90	77,479.15	-	-	-	205,966.66	1,155.00	288,960.71
42	Library Equipment and Resources	-	-	-	-	-	-	-	-
43	Lease Purchases	-	-	-	-	-	-	-	-
44	Livestock and Poultry	-	-	-	-	-	-	-	-
45	Land and Right-of-way	-	-	-	-	-	-	-	-
46, 47	Building, Construction and Renovation	250.00	-	-	-	-	-	-	250.00
48	Debt Service	-	-	-	-	-	-	-	-
51	Inmate Pay and Health Services	-	200,144.75	-	-	-	-	302,407.93	502,552.68
52	Tuitions, Awards and Incentives	-	-	-	-	-	-	-	-
53	Refunds and Restitutions	-	-	-	-	-	-	-	-
54	Jail Backup, County Jails and Other	45,900.00	-	-	3,572.91	-	-	-	49,472.91
55	Payment to Gov. Sub-Division	-	-	-	-	-	-	-	-
59	Assistance Payments to Agencies	-	-	-	-	-	-	-	-
61	Loans, Taxes and other Disbursements	200.00	-	-	-	-	-	-	200.00
62	Transfers - Out Sourced Health Care	291,168.38	-	-	-	-	-	-	291,168.38
64	Merchandise for Resale	-	-	-	-	-	-	743,061.30	743,061.30
	Total Expenditures	780,274.63	779,135.82	3,292.49	3,572.91	-	241,239.16	2,093,659.37	3,901,174.38
	Cash								
	Beginning Cash Balance	17,793,541.72	1,074,397.29	1,183,661.31	506,511.79	-	1,287,393.34	6,052,537.03	27,898,042.48
	Revenue Received this Month	929,828.52	626,900.31	5,423.53	-	-	-	1,622,629.57	3,184,781.93
	Expenditures made this Month	(780,274.63)	(779,135.82)	(3,292.49)	(3,572.91)	-	(241,239.16)	(2,093,659.37)	(3,901,174.38)
	Beginning Change in Liabilities	(22,522.98)	(47,049.38)	-	-	-	(38,000.00)	(351,366.12)	(458,938.48)
	Transfers (Cares Act Funding & OMS/IKON Funding)	198,486.37	-	-	-	-	769,605.00	-	968,091.37
	Adjustments	-	-	-	-	-	-	-	-
	Ending Cash Balance	\$ 18,119,059.00	\$ 875,112.40	\$ 1,185,792.35	\$ 502,938.88	\$ -	\$ 1,777,759.18	\$ 5,230,141.11	\$ 27,690,802.92

Oklahoma Department of Corrections
Statement of Revenues, Expenditures and Changes in Fund Balances
Federal Funding
As of July 1, 2021 through September 30, 2021

	410 Fund	430 Fund	Funds
Revenues			
Current:			
Federal Funds Rec'd from Non-Gov. Ag.	\$ 1,123,284.51	\$ 309,930.55	\$ 1,433,215.06
Private Grants and Donations for Opns.	-	-	-
Reimbursements	-	-	-
<i>Total Revenues</i>	<u>1,123,284.51</u>	<u>309,930.55</u>	<u>1,433,215.06</u>
Expenditures			
Current:			
Payroll	60,433.26	48,817.83	109,251.09
Professional Services	-	55,482.89	55,482.89
Travel	12,465.49	3,022.90	15,488.39
Misc. Admin. Expenses	-	-	-
Rent	22.37	-	22.37
Maintenance and Repair	12.18	39,745.33	39,757.51
Specialized Supplies and Materials	-	-	-
Production, Safety and Security	-	-	-
General Operating Expenses	544,833.18	-	544,833.18
Shop Expense	-	-	-
Furniture and Equipment	212,713.02	139,235.56	351,948.58
Library Equipment and Resources	-	-	-
Lease Purchases	-	-	-
Livestock and Poultry	-	20,000.00	20,000.00
Land and Right-of-way	-	-	-
Building, Construction and Renovation	-	-	-
Debt Service	-	-	-
Inmate Pay and Health Services	-	-	-
Tuitions, Awards and Incentives	-	-	-
Refunds and Restitutions	-	-	-
Jail Backup, County Jails and Other	-	-	-
Payment to Gov. Sub-Division	-	36,759.44	36,759.44
Assistance Payments to Agencies	-	-	-
Loans, Taxes and Other Disbursements	-	-	-
Transfers - Out Sourced Health Care	-	-	-
Merchandise for Resale	-	-	-
<i>Total Expenditures</i>	<u>830,479.50</u>	<u>343,063.95</u>	<u>1,173,543.45</u>
<i>Excess of Revenues Over (Under) Expenditures</i>	<u>292,805.01</u>	<u>(33,133.40)</u>	<u>259,671.61</u>
Cash			
Beginning Cash Balance	154,652.99	186,317.26	340,970.25
Revenue Received this Year	1,123,284.51	309,930.55	1,433,215.06
Expenditures made this Year	(830,479.50)	(343,063.95)	(1,173,543.45)
Beginning Change in Liabilities	(73,316.36)	-	(73,316.36)
Transfers	-	-	-
Adjustments	-	-	-
<i>Ending Cash Balance</i>	<u>\$ 374,141.64</u>	<u>\$ 153,183.86</u>	<u>\$ 527,325.50</u>

Oklahoma Department of Corrections
Statement of Revenues, Expenditures and Changes in Fund Balances
Federal Funding
For the Month of September 2021

Revenue	410 Fund	430 Fund	Funds
Revenues			
Code Current:			
455601 Federal Funds Rec'd	\$ 808,750.39	\$ 284,810.31	\$ 1,093,560.70
561 Private Grants and Donations for Opns.	-	-	-
581 Reimbursements	-	-	-
<i>Total Revenues</i>	<u>808,750.39</u>	<u>284,810.31</u>	<u>1,093,560.70</u>
Account Expenditures			
Code Current:			
11,12,13 Payroll	17,243.01	12,543.84	29,786.85
15 Professional Services	-	5,687.46	5,687.46
21, 22 Travel	12,465.49	3,022.90	15,488.39
31 Misc. Admin. Expenses	-	-	-
32 Rent	-	-	-
33 Maintenance and Repair	-	27,525.33	27,525.33
34 Specialized Supplies and Materials	-	-	-
35 Production, Safety and Security	-	-	-
36 General Operating Expenses	312,168.10	-	312,168.10
37 Shop Expense	-	-	-
41 Furniture and Equipment	183,351.68	133,850.00	317,201.68
42 Library Equipment and Resources	-	-	-
43 Lease Purchases	-	-	-
44 Livestock and Poultry	-	-	-
45 Land and Right-of-way	-	-	-
46 Building, Construction and Renovation	-	-	-
48 Debt Service	-	-	-
51 Inmate Pay and Health Services	-	-	-
52 Tuitions, Awards and Incentives	-	-	-
53 Refunds and Restitutions	-	-	-
54 Jail Backup, County Jails and Other	-	-	-
55 Payment to Gov. Sub-Division	-	36,759.44	36,759.44
59 Assistance Payments to Agencies	-	-	-
61 Loans, Taxes and Other Disbursements	-	-	-
62 Transfers - Out Sourced Health Care	-	-	-
64 Merchandise for Resale	-	-	-
<i>Total Expenditures</i>	<u>525,228.28</u>	<u>219,388.97</u>	<u>744,617.25</u>
<i>Excess of Revenues Over (Under) Expenditures</i>	<u>283,522.11</u>	<u>65,421.34</u>	<u>348,943.45</u>
Cash			
Beginning Cash Balance	148,174.34	87,762.52	235,936.86
Revenue Received this Month	808,750.39	284,810.31	1,093,560.70
Expenditures made this Month	(525,228.28)	(219,388.97)	(744,617.25)
Change in Liabilities	(57,554.81)	-	(57,554.81)
Transfers	-	-	-
Adjustments	-	-	-
<i>Ending Cash Balance</i>	<u>\$ 374,141.64</u>	<u>\$ 153,183.86</u>	<u>\$ 527,325.50</u>

INCREASE REQUEST FOR FIXED RATE

THE OKLAHOMA DEPARTMENT OF CORRECTIONS, DIVISION OF PROBATION AND PAROLE, COMMUNITY SENTENCING UNIT HAS PREVIOUSLY ADOPTED FIXED RATES IN AN EFFORT TO ENTICE AND RETAIN QUALIFIED PROVIDERS AND BEHAVIORAL HEALTH CENTERS. IN 2019, IT WAS DETERMINED THAT THE DEPARTMENT OF CORRECTIONS WAS PAYING A LOWER RATE THAN THAT SET BY THE OKLAHOMA DEPARTMENT OF MENTAL HEALTH AND SUBSTANCE ABUSE SERVICES. IN JUNE 2019, THE BOARD OF CORRECTIONS APPROVED THE ADOPTION OF UNIFORM AND FIXED RATES FOR TREATMENT PROVIDERS OFFERING SERVICES TO THE OFFENDER POPULATION PARTICIPATING IN THE COMMUNITY SENTENCING PROGRAM, AS WELL AS THE FEMALE DIVERSION PROGRAM.

THE FOLLOWING SLIDE CONTAINS TABLE ONE SHOWING THE SERVICE RATES WHICH WERE RECENTLY INCREASED BY THE OKLAHOMA DEPARTMENT OF MENTAL HEALTH AND SUBSTANCE ABUSE SERVICES. THE TABLE SHOWS THE PROGRAM OFFERED, THE CURRENT RATE WHICH HAS PREVIOUSLY BEEN APPROVED AND THE PROPOSED RATE SHOWING THE INCREASE.

TABLE ONE

PROGRAM	CURRENT RATE	PROPOSED RATE
<ul style="list-style-type: none">Residential Treatment for Women with Dependent Children – Substance Abuse	<ul style="list-style-type: none">100.00/day	<ul style="list-style-type: none">180.00/day
<ul style="list-style-type: none">Halfway House Services for Women with Dependent Children	<ul style="list-style-type: none">63.00/day	<ul style="list-style-type: none">117.00/day
<ul style="list-style-type: none">Medical Supervised DetoxInpatient Medical DetoxNon-Medical Detox Services for Women with Dependent Children and Pregnant Women	<ul style="list-style-type: none">144.00/day62.00/day94.00/day	<ul style="list-style-type: none">200.00/day

Detox Services have been Combined into One Service Listed as Medically Supervised Withdrawal Management

THERE ARE TWO NEW PROGRAMMATIC SERVICES AVAILABLE FOR OUR FEMALE OFFENDER POPULATION THIS YEAR. WE ARE SEEKING APPROVAL TO IMPLEMENT THESE PROGRAMS AT THE FIXED RATE SET BY THE OKLAHOMA DEPARTMENT OF MENTAL HEALTH AND SUBSTANCE ABUSE SERVICES. THESE PROGRAMS ARE OUTLINED IN TABLE TWO BELOW.

PROGRAM	CURRENT RATE	PROPOSED RATE
<ul style="list-style-type: none"> Intensive Residential Substance Use Disorder Treatment 	<ul style="list-style-type: none"> N/A 	<ul style="list-style-type: none"> 160.00/day
<ul style="list-style-type: none"> Intensive Residential Treatment for Women with Dependent Children/Pregnant Women 	<ul style="list-style-type: none"> N/A 	<ul style="list-style-type: none"> 250.00/day

TABLE TWO

THE OFFENDER POPULATION HAS EXTREMELY HIGH NEEDS IN THE AREA OF SUBSTANCE ABUSE AND MENTAL HEALTH. THE STRENGTH OF THE RELATIONSHIP COMMUNITY SENTENCING HAS WITH OUR PROVIDERS STATEWIDE, WILL ENSURE WE CAN CONTINUE TO MEET OFFENDERS' NEEDS IN THESE AREAS. WE ARE REQUESTING THE APPROVAL OF THE INCREASE IN THE FIXED RATE FOR THE THREE SERVICES LISTED IN TABLE ONE. WE ARE ADDITIONALLY REQUESTING APPROVAL TO IMPLEMENT AND APPROVE FIXED RATES FOR THE ADDITIONAL SERVICES IN TABLE TWO.

IN AN EFFORT TO INCREASE PARTICIPATION IN THE COMMUNITY SENTENCING PROGRAM AND FEMALE DIVERSION PROGRAM, OUR PROVIDERS FOR SERVICES ARE ESSENTIAL AND WE NEED TO CONTINUE TO ATTRACT QUALIFIED TREATMENT RESOURCES BY PAYING THE FIXED RATE SET BY ODMHSAS. OUR BUDGET HAS BEEN SET FOR FY22 AND THIS INCREASE FOR THESE SERVICES WILL NOT CREATE A SIGNIFICANT IMPACT.

IN FY21, PAYMENT WAS MADE TO CONTRACTED PROVIDERS WHO PROVIDED RESIDENTIAL TREATMENT TO 20 FEMALE PARTICIPANTS AT A COST OF \$48,410.00. IN ADDITION, IN FY21, 3 PARTICIPANTS IN THE FEMALE DIVERSION PROGRAM WHICH IS FUNDED BY THE SWIFT, CERTAIN AND FAIR GRANT, COMPLETED RESIDENTIAL TREATMENT. THIS COST TOTALLED \$17,910.00. IN FY21, A TOTAL OF \$66,320.00 WAS PAID FOR RESIDENTIAL TREATMENT FOR FEMALES.

IN FY22, PAYMENT HAS BEEN MADE TO CONTRACTED PROVIDERS WHO PROVIDED RESIDENTIAL TREATMENT TO 11 FEMALE PARTICIPANTS AT A COST OF \$24,395.00. IT IS ANTICIPATED APPROXIMATELY \$100,000.00 WILL BE SPENT THE REMAINDER OF THE FISCAL YEAR FOR RESIDENTIAL TREATMENT. WE HOPE TO SERVE UP TO 40 PARTICIPANTS IN THIS PROGRAM. THE GOAL FOR FY22 IS TO INCREASE PARTICIPANTS AND PURSUE ADDITIONAL GRANT OPPORTUNITIES.

THE REQUEST FOR THE ADOPTION OF THE FIXED AND UNIFORM RATES FOR SERVICES WAS SUBMITTED TO STATE PURCHASING DIRECTOR SIVARD ON SEPTEMBER 21, 2021. BASED ON THE REVIEW BY OMES, THE REQUEST WAS APPROVED CONTINGENT UPON THE AGENCY'S COMPLIANCE WITH THE STATUTORY REQUIREMENTS PURSUANT TO TITLE 74 O.S. § 85.7 (A)(11). THE PROPOSED RATE CHANGE WILL BECOME EFFECTIVE ON WEDNESDAY, OCTOBER 27, 2021 IF APPROVED BY THE BOARD OF CORRECTIONS.

The Oklahoma Community Sentencing Act was signed into law in 1999 and can be found in Title 22, § 988 Chapters 1-25. This act created the Community Sentencing Division within the Department of Corrections. It is an integral part of criminal justice reform which was seen as a necessary component to address the offenders' needs to divert them from the prison system. A community sentence is a punishment imposed by the court as a condition of a deferred or a suspended sentence for an eligible offender. It is hoped through collaboration with the supervising entity, the treatment provider and the local administrator, the behavior of the offender can be re-directed in a positive direction and ultimately reduce recidivism.

The purposes of the Community Sentencing Act are to:

- Protect the public
- Establish a statewide community sentencing system
- Adequately supervise felony offenders punished under a court-ordered community sentence
- Provide a series of sanctions to the court for eligible felony offenders sentenced to a community sentence within the community sentencing system
- Increase availability of punishment and treatment programs to eligible felony offenders
- Improve the criminal justice system within this state through public/private partnerships, reciprocal and interlocal governmental agreements and the interagency cooperation and collaboration
- Operate effectively within the allocation of state and local resources for the criminal justice system

The Local Community Sentencing System means the use of public and private entities to deliver services to the sentencing court for punishment of eligible felony offenders under the authority of a community sentence. Community Sentencing uses incentives, sanctions, and disciplinary sanctions. Non-compliance is addressed immediately to have the most effect on the behavior. Examples of sanctions are community service, writing an essay pertaining to their non-compliance, increased reporting, increased urinalysis testing, attending additional treatment sessions and jail sanctions. The statute clearly outlines who makes up a Community Sentencing Planning Council and the duties performed. Each council is subject to the provisions of the Open Meeting Act and the Oklahoma Open Records Act.

An eligible offender is a felony offender who has been convicted of or who has entered a plea other than not guilty to a felony offense; who upon completion of a risk and needs assessment has been found to be in a range other than the low range; who is not otherwise prohibited by law; has not plead guilty to a violent offense (the DA may consent to eligibility). The assessments currently used to determine that eligibility are the Level of Service Inventory-Revised (LSI) and the Ohio Risk Assessment System (ORAS). Funding for the Community Sentencing Act is outlined in 988.7 and requires that a detailed plan be submitted to the Community Sentencing Unit within the DOC requested funding. Offenders in the community sentencing program are required to pay a supervision fee. The supervising agency will establish the amount of the fee, but it cannot exceed \$40 per month. For eligible offenders, they must also pay an administrative fee not to exceed \$20 per month. Supervision fees are paid directly to the agency providing the service and no agency can deny supervision services for the sole basis of an offender being indigent. Administrative fees are collected and placed into a 210 account. This money is deposited into the local community sentencing system and is considered that council's money. These funds can be used to assist with transportation costs, incentives, alcohol monitoring, hair follicle testing for drug use, employment specialists, DOC training costs for private supervision staff and office supplies directly relating to supervisory duties. These costs must be approved by the planning council and signed off by

the chairperson of the council. Each council has their own fund, but the expenditures and balance are maintained by the DOC.

Community sentencing currently has 31 active planning councils across the state. There are 9 local administrators assigned to his or her respective areas/councils. There are currently 2 administrators located in Oklahoma City, 2 in the Tulsa area, Muskogee, Stillwater, Norman, McAlester, and Alva. One local administrator is assigned to the Female Diversion Program and works in both Oklahoma City and Tulsa. The current number of participants in the Community Sentencing Program is 2449. The local administrators are involved in all aspects of the system and attend all planning council meetings, court dockets, and meetings with treatment providers and supervising entities. Their collaboration is constant. Supervision for community sentencing is completed by both Probation and Parole and private providers. Community Sentencing has entered into contracts to pay for services by specific providers identified as a need. Community Sentencing pays for offenders to attend outpatient and inpatient substance abuse services, mental health services, co-occurring treatment which addresses both substance abuse and mental health, cognitive and behavior skills programs and the Female Opportunity Group. Offenders are also given access to education and employment assistance they might not otherwise have. Community Sentencing also includes services such as assessments and offender case management. From the time the offender is sentenced into the program, they are monitored and given the resources and assistance they need to succeed to ensure they become productive members of society. Community sentencing staff work with the sentencing judge, the district attorney, the defense attorney, the supervising entity, and the treatment provider so there are no secrets as to how the offender is doing and what steps can be taken to reward or sanction if the behavior is non-compliant.

Our Female Diversion Program focuses on the unique needs of the female and has specific providers with treatment groups specifically for them. They have their own docket and team of professionals who work together for the goal of helping them to realize they are not alone and can get the help and resources they need. The females assigned to the program are seen by a specific probation officer who meets with the offender, attends staffing twice per month and attends the court docket with the offender. The treatment provider is present for all meetings as well to ensure all information about the offender's attendance in treatment and compliance with treatment is openly discussed. The treatment focuses on substance use, mental health, parenting, cognitive/behavioral, and trauma. Everything the offender has completed, and all positive aspects of their participation are addressed in each meeting and court date. All obstacles the offender is facing are discussed during these meetings and addressed by all involved parties. The judge meets with the diversion team prior to the court docket and is apprised as to who will be receiving an incentive or who will be receiving a sanction. When an offender successfully completes the program, the judge provides a certificate, and the team comes together to congratulate her on her completion and that this is an extremely important occasion. The collaboration and communication in this program is critical and it works. We currently have 59 active participants in the program in Oklahoma and Tulsa Counties. There are several offenders waiting to plead into the program within the next few months so it is hoped the program will continue to grow.

I have been the administrator of the Community Sentencing Program since the end of May 2021. Since that time, I have found there are judges and district attorneys who may not understand all the program has to offer. My goal is to reach as many jurisdictions for the inactive counties in the state to ensure they have all the facts regarding Community Sentencing and can see what a benefit this program is. I have attended numerous planning council meetings and have seen graduations that are incredible to watch. Judges who support the program are positive with the offenders who are participating, and I can see that it makes a difference to the offenders. My goal is to make these programs thrive.