



Oklahoma Board of Corrections

REGULAR MEETING

March 29, 2023

Oklahoma Department of Corrections
Administration
Oklahoma City, Oklahoma

OKLAHOMA BOARD OF CORRECTIONS
REGULAR MEETING AGENDA
DOC ADMINISTRATION, TED LOGAN TRAINING CENTER
3400 Martin Luther King Ave.
Oklahoma City, OK 73111
1:00 PM on March 29, 2023

ITEM	PRESENTER
1. Call to Order A. Pledge of Allegiance B. Roll Call	T. Hastings Siegfried Chair
2. Approval of Board of Corrections Regular Meeting Minutes* A. March 28, 2023	T. Hastings Siegfried Chair
3. Chairman's Update	T. Hastings Siegfried Chair
4. Director's Update	Steven Harpe Director
5. Legislative Update A. Spring FY23 DOC Legislative Session Initiatives	Shawna English Legislative Liaison
6. Agency Budget Update A. FY23 DOC Budget Report	Ashlee Clemmons Chief Financial Officer
7. Warden Appointment* A. MBCC Interim Warden Tamika White	Jim Farris Chief Administrator of the Division of Institutions
8. GEO Private Prison Contract	Kari Hawkins General Counsel
9. Inmate/Offender Population A. Population Analysis Report B. JDCC and OKCCC Bed Adjustment*	Travis Gray Administrator of Classification & Population
10. Resolution: Volunteer Appreciation Week*	Leo Brown Agency Chaplain & Volunteer Services Administrator
11. Unit Spotlight A. Professional Development	Sophie Preston Chief People Officer

- | | | |
|-----|--|--------------------------------|
| 12. | Committee Reports – Standing Committees | Committee Chairs |
| | A. Executive – Chair Hastings Siegfried, Vice-Chair Randy Chandler and Secretary Stephan Moore | |
| | B. Population/Security/Private Prison –Chair Hastings Siegfried and Member Stephan Moore | |
| | C. Public Policy/Affairs/Criminal Justice – Chair Erick Harris, Members Rhonda Bear and Hastings Siegfried | |
| | D. Audit/Finance– Chair Randy Chandler, Members Hastings Siegfried, and Daryl Woodard | |
| 13. | New Business | T. Hastings Siegfried
Chair |
| 14. | Adjournment | T. Hastings Siegfried
Chair |

The next regular meeting of the Board of Corrections will be held at 1:00 PM on Wednesday, April 26, 2023, at Lexington Assessment and Reception Center in Lexington, OK.

*Board of Corrections Voting Item
Updated on 3/27/2023 8:43:54 AM

**OKLAHOMA BOARD OF CORRECTIONS
REGULAR MEETING MINUTES
February 28, 2023**

1. Call to Order

Chairman Hastings Siegfried called the meeting of the Oklahoma Board of Corrections (BOC) to order at 1:08 p.m., on Tuesday, February 28, 2023, at Davis Correctional Facility, 6888 E133 Road, Holdenville, OK 74848.

The meeting was preceded by advance notice of the date, time, and place, filed with the Oklahoma Secretary of State on Tuesday, November 29, 2022. An announcement was also given at least twenty-four (24) hours in advance by posting notice of the date, time, place, and agenda of the meeting at 12:00 p.m., on Monday, February 27, 2023, at the principal office of the Oklahoma Department of Corrections (ODOC), located at 3400 North Martin Luther King Avenue in Oklahoma City, Oklahoma 73111.

A. Pledge of Allegiance

Chairman Siegfried led the meeting attendees in reciting the pledge of allegiance to the United States Flag.

B. Roll Call

Chairman Siegfried asked the clerk to call roll:

Rhonda Bear	Present	Daryl Woodard	Absent
Randy Chandler	Present		
Erick Harris	Present		
Stephan Moore	Present		
T. Hastings Siegfried	Present		

The roll reflected a quorum.

2. Approval of Board of Corrections Meeting Minutes

Chairman Siegfried requested approval of the meeting minutes as presented to members in the BOC packet for February 28, 2023.

A. November 30, 2022 Meeting Minutes

Motion: Mr. Harris made the motion to approve the minutes. Mr. Moore seconded the motion.

Rhonda Bear	Approved	Daryl Woodard	Absent
Randy Chandler	Approved		
Erick Harris	Approved		
Stephan Moore	Approved		
T. Hastings Siegfried	Approved		

The meeting minutes from November 30, 2022, were approved by majority vote.

3. Chairman’s Update

Chairman Siegfried welcomed everyone to the BOC meeting and introduced new member Rhonda Bear. Chairman Siegfried reviewed P-010200 Part I. D.3 “Any vacancy occurring in the office of vice chair or secretary may be filled by the chair by appointment for the remaining term of office.” Randy Chandler has been appointed as vice chair and Stephan Moore as secretary.

4. Facility Warden Welcome

Warden Joe Norwood welcomed everyone and provided an overview of Davis Correctional Facility. CoreCivic and the Department of Corrections has had a partnership since 1996. Davis Correctional Facility has 1,304 inmates and has the capacity to house 1,624. This facility has maximum and medium security levels. They have recently given raises to their correctional officers, added temporary housing for new employees moving to the area and have been advertising through INDEED, billboards and social media to increase correctional officer recruitment. They are currently 82% staffed. A drone detection system has been implemented and has enhanced the ability to combat contraband entering the prison through drone drops. The facility has been updating their locking control systems. The medium security sections are complete and the work has transitioned to the maximum security sections.

5. Director’s Update

A. Leadership Reorganization

Director Harpe gave a brief overview of the DOC leadership reorganization.

B. Budget Hearing Update

Director Harpe gave a brief overview of the Senate and House Budget Hearing that occurred in January. The budget has remained flat for DOC and the hearing did not reflect any significant questions.

6. Legislative Update

A. Spring FY23 DOC Legislative Session Initiatives

Legislative Liaison Shawna English provided an overview of the agency’s current relevant bills and where they were in the process. A copy of the overview was included in the BOC packet for February 28, 2023.

7. Critical Correctional Officer Staffing Monitor Dashboard

Special Operations Manager Tammy Hise discussed the creation of a real-time staffing dashboard that will show critical correctional officer staffing needs at all facilities. As the monitoring process becomes live at all facilities and there is viable data for reporting, additional information will be provided to the members.

8. Agency Budget Update

CFO Ashlee Clemmons welcomed everyone and provided the following overview:

A. BOC Budget Reports

Chief Clemmons provided an overview of the BOC Budget. A copy of the overview was included in the BOC packet for February 28, 2023.

B. Annual Review of Cost of Incarceration

Chief Clemmons reviewed the annual cost of incarceration. A copy of the report was

included in the BOC packet for February 28, 2023.

Motion: Mr. Chandler made the motion to approve the cost of incarceration. Chairman Siegfried seconded the motion.

Rhonda Bear	Approved	Daryl Woodard	Absent
Randy Chandler	Approved		
Erick Harris	Approved		
Stephan Moore	Approved		
T. Hastings Siegfried	Approved		

Approval of the annual cost of incarceration was approved by a majority vote.

9. Dick Connor Correctional Center (DCCC) Warden Appointment

Chief Administrator of the Division of Institutions Jim Farris welcomed everyone and provided the biography of Interim Warden David Buss and requested approval for his appointment. A copy of the biography was included in the BOC packet for February 28, 2023.

Board members provided their support and words of encouragement.

Motion: Mr. Harris made a motion to approve the appointment of David Buss to the warden at Dick Connor Correctional Center. Ms. Bear seconded the motion.

Rhonda Bear	Approved	Daryl Woodard	Absent
Randy Chandler	Approved		
Erick Harris	Approved		
Stephan Moore	Approved		
T. Hastings Siegfried	Approved		

The warden appointment of David Buss as DCCC warden was approved by a majority vote.

10. Inmate/Offender Population Update

Administrator of Classification & Population Travis Gray provided an overview of the inmate/offender population as of January 31, 2023. A copy of the overview was included in the BOC packet for February 28, 2023.

11. Internal Audit Update FY23 1st Quarter

Chief Administrator of Auditing and Compliance Shelly Bear provided an overview of the FY23 1st Quarter internal audit findings. A copy of the audit report was included in the BOC packet for February 28, 2023.

12. Approval of Board of Corrections Policy:

Chief Administrator Shelly Bear provided an overview and requested approval of the following policy:

A. P-010300 entitled “Mission and Organization of the Department of Corrections”

The revisions and final copy were included in the BOC packet for February 28, 2023.

Motion: Mr. Siegfried made a motion to approve the policy. Mr. Harris seconded the

motion.

Rhonda Bear	Approved	Daryl Woodard	Absent
Randy Chandler	Approved		
Erick Harris	Approved		
Stephan Moore	Approved		
T. Hastings Siegfried	Approved		

Approval of policy P-010300 entitled "Mission and Organization of the Department of Corrections" was approved by majority vote.

13. Committee Reports – Standing Committees:

A. Executive

Chairman Hastings Siegfried

Members Randy Chandler and Stephan Moore

Members in this committee discussed the proposed BOC agenda and BOC policy for approval. Director Harpe discussed organizational changes within DOC.

B. Population/ Security/ Private Prisons

Chairman Hastings Siegfried

Member Stephan Moore

Members in this committee discussed the Population Update, Oklahoma Inspector General Statistics Update and discussed cellphone jamming technology.

C. Public Policy/ Affairs/ Criminal Justice

Chairman Hastings Siegfried

Members Rhonda Bear and Erick Harris

Members in this committee discussed the Legislative Initiatives and the DOC Education and Reentry Program Update.

D. Audit and Finance

Chairman Randy Chandler

Members Erick Harris, Hastings Siegfried and Daryl Woodard

Members in this meeting discussed the BOC Budget Reports.

14. Approval to Enter into Executive Session:

Motion: Mr. Siegfried made the motion to Enter into Executive Session at 2:39 p.m. Mr. Chandler seconded the motion.

Rhonda Bear	Approved	Daryl Woodard	Absent
Randy Chandler	Approved		
Erick Harris	Approved		
Stephan Moore	Approved		
T. Hastings Siegfried	Approved		

15. Approval to Return from Executive Session:

Motion: Mr. Siegfried made the motion to Return from Executive Session at 3:27 p.m. Mr. Harris seconded the motion.

Rhonda Bear	Approved	Daryl Woodard	Absent
Randy Chandler	Approved		
Erick Harris	Approved		
Stephan Moore	Approved		
T. Hastings Siegfried	Approved		

16. New Business

There was no new business.

17. Adjournment

Motion: Mr. Siegfried made a motion to adjourn the meeting. Mr. Harris seconded the motion.

Rhonda Bear	Approved	Daryl Woodard	Absent
Randy Chandler	Approved		
Erick Harris	Approved		
Stephan Moore	Approved		
T. Hastings Siegfried	Approved		

There being no further business to discuss, the adjournment of the meeting was approved by a majority vote at 3:27 p.m.

Submitted to the Board of Corrections By:

Toni Lee, Minutes Clerk

Date

I hereby certify that these minutes were duly approved by the Board of Corrections on March 29, 2023, in which a quorum was present and voting.

X

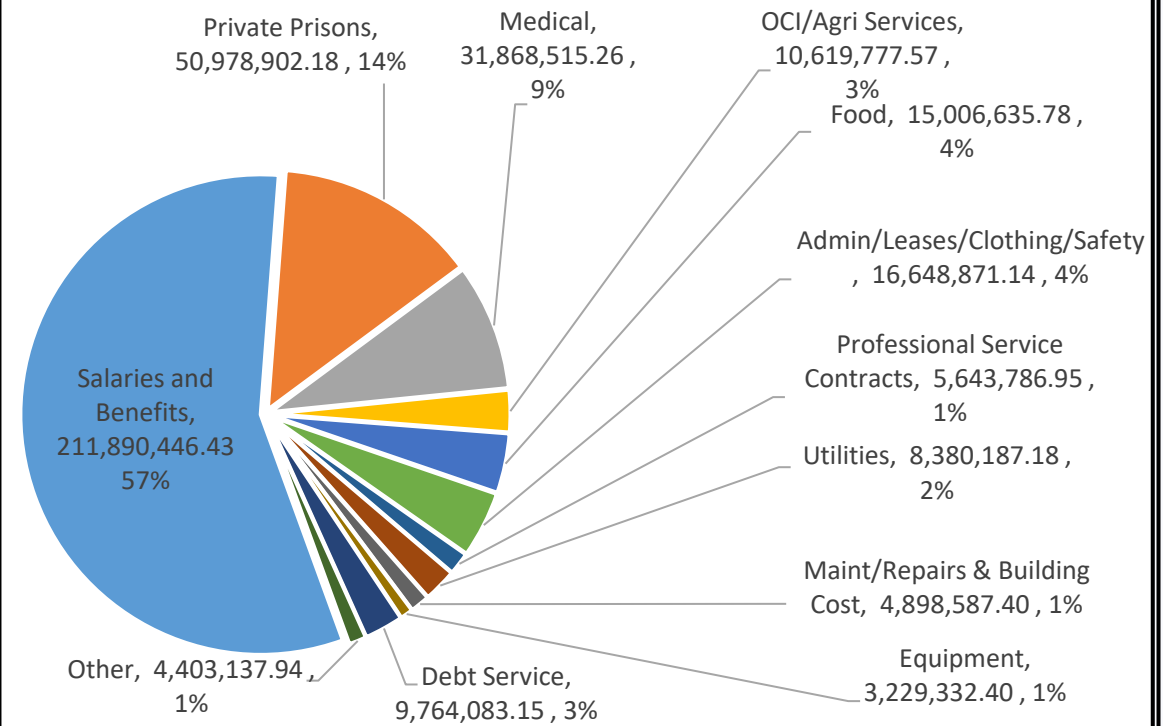
Stephan Moore, Secretary
Board of Corrections

No.	Bill Description	Next Step
HB2477	Topic: Expand Inmate Credits (Workforce Restoration) Author: Representative Hill Sponsor: Senator Daniels	Assign to Senate Committee
HB2608	Topic: Sex Offender Registry improvements Author: JJ Humphrey Sponsor: Senator Bullard	Assign to Senate Committee
Dead	Topic: Allow experience to replace education for P&P Officers Author: JJ Humphrey	Not supported this year
HB2649	Topic: Community Sentencing Expansion Author: Representative Steagall Sponsor: Senator Gollihare	Assign to Senate Committee
HB2182	Topic: Cleanup statutory requirements that violate HIPAA Author: Representative Roe Sponsor: Senator Stephens	Assign to Senate Committee
SB873	Topic: O.L.E.R.S. Author: Senator Jett Sent to Legislative Actuary for Analysis	Hear in 2024
Dead	Topic: Emergency Purchase Authorization Author: Senator Stephens Sponsor: Representative Humphrey	Not supported this year
SB121	Topic: Update our list of Prisons Author: Senator Gollihare Sponsor: Representative Humphrey	Assign to House Committee
SB123	Topic: Cleanup Primary/Secondary Class X misconducts in admin parole statute Author: Senator Gollihare Sponsor: Representative Humphrey	Assign to House Committee
SB274	Topic: County Jail reimbursement calculation Author: Senator Thompson	Not Supported this year

BUDGET TO ACTUALS

Department	Budget	Payroll Expenditures	Operating Expenditures	Total Expenditures	Available Budget Balance	Annual %
Institutions	191,491,795	100,380,619	20,232,073	120,612,692	70,879,103	37%
Probation & Parole	36,107,807	21,684,437	957,777	22,642,214	13,465,593	37%
Community Corrections	22,869,394	12,091,563	1,695,282	13,786,845	9,082,549	40%
Inmate Programs – GPS	24,635,763	11,070,961	1,792,375	12,863,336	11,772,427	48%
Community Sentencing	4,174,503	759,461	1,063,512	1,822,973	2,351,530	56%
Contracted Services	108,707,654	650,133	50,978,902	51,629,036	57,078,618	53%
General Operations	37,439,822	1,547,306	22,745,372	24,292,679	13,147,143	35%
Central Office Operations	43,446,001	26,053,864	978,967	27,032,831	16,413,170	38%
Divisional Operations	31,044,845	6,997,925	10,513,539	17,511,464	13,533,381	44%
Health Services	112,177,588	24,849,233	31,868,515	56,717,748	55,459,840	49%
Information Technology	22,339,776		8,172,152	8,172,152	14,167,624	63%
Prison Industries	28,966,113	5,804,943	10,443,352	16,248,294	12,717,819	44%
TOTAL	663,401,061	211,890,446	161,441,817	373,332,263	290,068,797	

EXPENDITURES



Funding Sources

Funding Source	Budget	Expenditures	Encumbrance/ Pre-Encumbrance	Remaining Payroll	Available Budget Balance	Forecast Fund Balance
Appropriation	552,082,900	313,537,963	84,758,883	124,766,711	29,019,343	42,108,728
Carryover	41,902,503	28,364,736	13,537,767	-	-	-
Revolving Funds	65,644,955	30,624,099	19,142,986	4,541,465	11,336,405	11,336,405
Federal Funds	3,770,703	805,466	1,473,816	265,151	1,226,270	-
TOTAL	663,401,061	373,332,263	118,913,453	129,573,327	41,582,018	53,445,133

BUDGET UPDATES

- Long Range Capital Request
- Construction & Maintenance Bond Closure
- Asset Panda – Process and Implementation
- Pay for Performance
- Mabel Bassett Bond Maturity Date 04/01/23-\$2.2M
- FY22 Carryover Totaled \$41,902,502.82 – one time occurrence
- Biweekly Payroll – estimated cost \$9.3M – one time occurrence
- Medical – Recruitment and Retention \$5.6M – Recurring



STAFFING UPDATES

(in comparison to previous month)

- CO's ↓ 13 / 1%
- PO's ↑ 5 / 2%
- Medical ↑ 12 / 3.8%
- Other ↓ 11 / .65%

BUDGET UPDATE

as of February 28, 2023

STAFFING LEVELS

	Budget	December	January	February	Over/(Under)
Correctional Officers	1,439	1,283	1,283	1,270	(169)
Probation Officers	314	245	245	250	(64)
Medical	382	306	310	322	(60)
Other	1,863	1,685	1,687	1,676	(187)
Total Staff	3,998	3,519	3,525	3,518	(480)

GRANT UPDATES

Submitted Grants

- \$83,862 National Criminal History Improvement
- \$60,200 Victims of Crime Act

Letter of Commitment

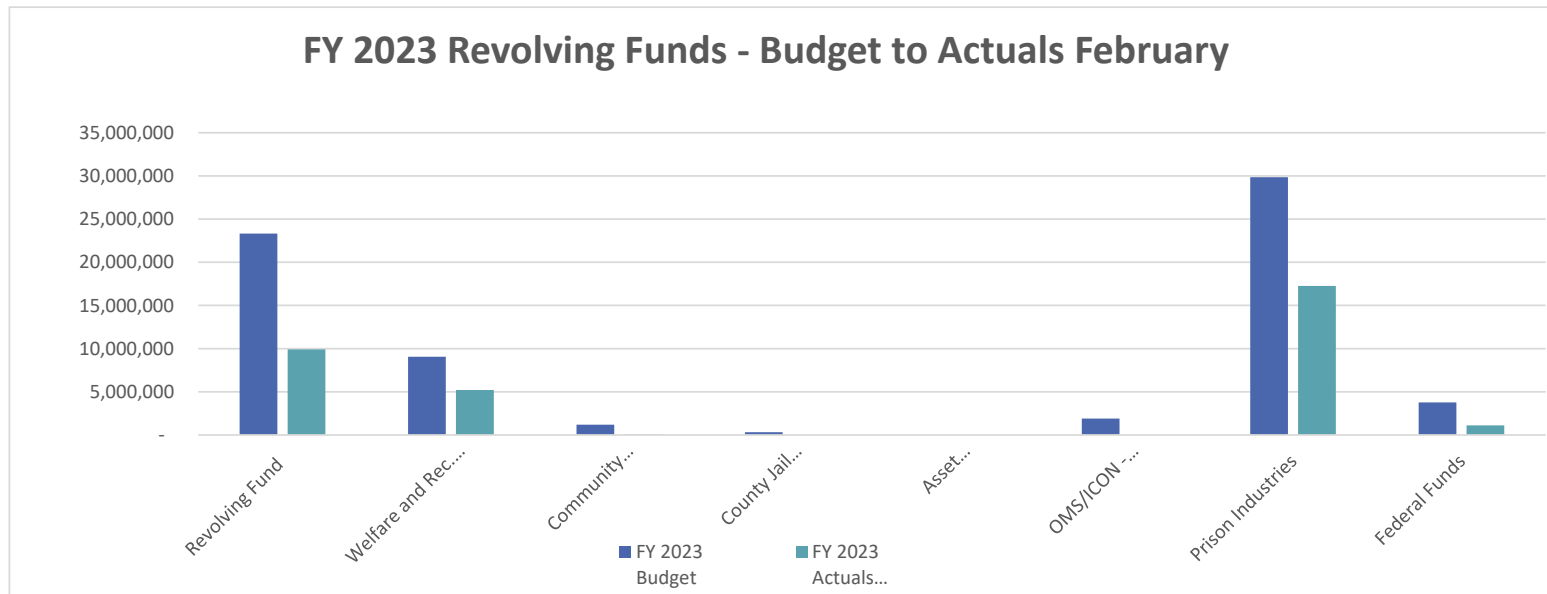
- \$2,000,000 SAMHSA – Adult ReEntry Program
- \$2,000,000 Tulsa County Re-entry Court and Family and Children's Services
- \$900,000 DOJ Bureau of Justice Assistance Second Chance Act

Three Year Expenditure Comparison

	FY 23 <u>July-February</u>	% Change from <u>FY 22</u>	FY 22 <u>July-February</u>	% Change from <u>FY 21</u>	FY 21 <u>July-February</u>
Salaries and Benefits					
Salaries	\$ 131,922,003	15.22%	\$ 114,498,987	-7.10%	\$ 123,249,635
Overtime	18,367,257	39.78%	13,139,881	9.34%	12,017,162
Insurance	28,940,986	-6.15%	30,836,403	-11.73%	34,933,699
Retirement	32,660,200	15.65%	28,239,818	-6.43%	30,181,903
Contract Beds	27,831	-1.68%	28,305	146.19%	11,497
Private Prisons	45,087,601	1.20%	44,553,885	2.24%	43,576,387
Halfway Houses	692,491	-46.42%	1,292,345	-5.30%	1,364,734
Contracted County Jails	-	0.00%	10,719	-83.53%	65,097
Jail Backup	5,037,633	26.24%	3,990,546	-32.21%	5,886,216
Jail Backup Transportation Reimbursement	133,346	21.48%	109,772	-6.77%	117,739
Medical Services	27,886,362	9.92%	25,369,363	8.66%	23,348,006
Hep C Treatment	3,982,153	-32.36%	5,886,995	216.35%	1,860,935
Institutions	20,232,073	23.98%	16,319,030	-0.71%	16,435,951
Probation and Parole	957,777	-9.84%	1,062,279	9.89%	966,701
Community Corrections	1,695,282	26.12%	1,344,141	-2.56%	1,379,487
Inmate Programs	1,792,375	11.40%	1,608,932	-18.28%	1,968,752
Community Sentencing	1,063,512	-0.87%	1,072,825	-3.12%	1,107,350
General Operations	13,583,372	14.66%	11,846,196	1.87%	11,629,284
NFCC Lease	9,162,000	0.00%	9,162,000	14.53%	8,000,000
Central Office Operations	978,967	10.15%	888,762	26.75%	701,166
Divisional Operations	10,513,539	5.83%	9,934,631	31.41%	7,560,017
IT	5,576,683	-2.74%	5,733,631	-12.70%	6,567,657
Offender Management System	2,595,468	27.54%	2,034,955	-40.52%	3,421,213
OCI / Agri-Services	10,443,352	31.24%	7,957,275	-0.46%	7,993,821
	<u>\$ 373,332,263</u>	<u>10.81%</u>	<u>\$ 336,921,674</u>	<u>-2.16%</u>	<u>\$ 344,344,407</u>

Three Year Revolving Fund Comparison

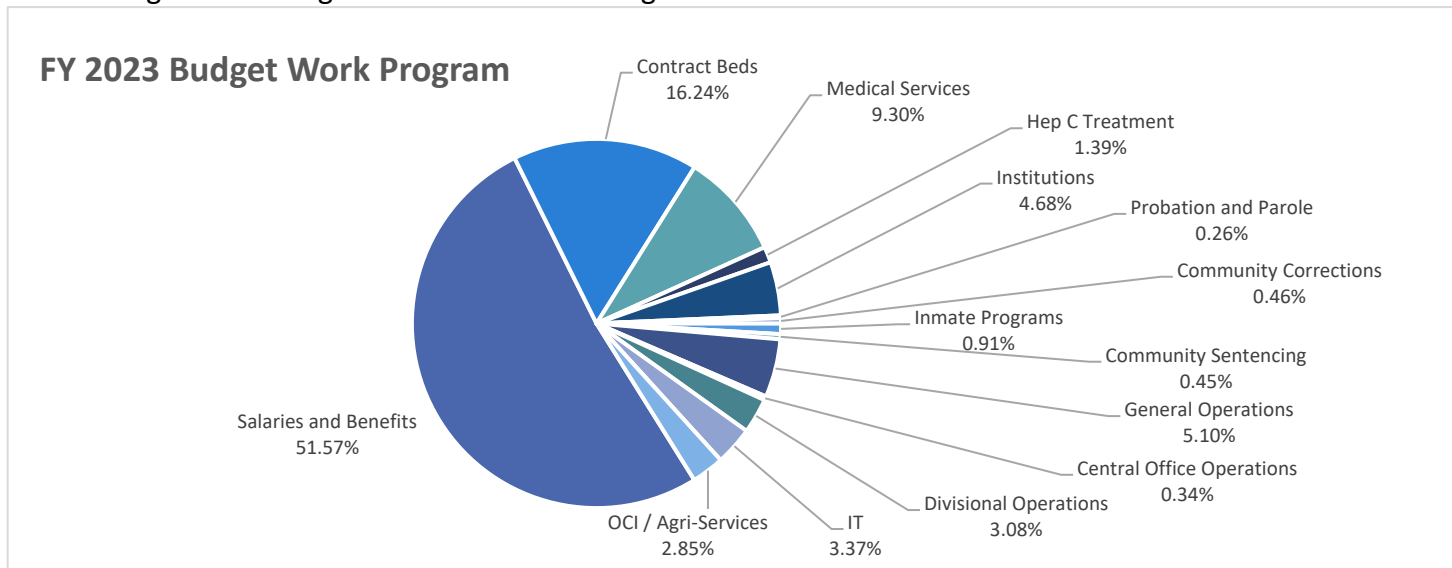
FY 23 July - February		FY 2023 Budget	FY 2023 Actuals July-February	% Change from FY 22	FY 2022 Actuals July-February	% Change from FY 21	FY 2021 Actuals July-February
200	Revolving Fund	23,317,744	9,919,669	46.93%	6,751,387	-48.56%	13,125,609
205	Welfare and Rec. Fund	9,066,289	5,202,236	17.52%	4,426,668	-17.18%	5,345,031
210	Community Sentencing	1,194,839	53,268	-8.84%	58,432	0.88%	57,924
225	County Jail Transportation	326,000	-	0.00%	-	0.00%	-
230	Asset Forfeitures/Seizures Fund	-	-	0.00%	-	0.00%	-
235	OMS/ICON - Transfer of Funds	1,894,568	-	0.00%	6,156,840	0.00%	-
280	Prison Industries	29,845,515	17,267,462	-5.87%	18,344,741	16.87%	15,697,020
410 & 430	Federal Funds	3,770,703	1,112,732	-32.15%	1,639,928	131.44%	708,591
		\$ 69,415,658	\$ 33,555,368		\$ 37,377,996		\$ 34,934,175



FY 2023 Budget Work Program

	<u>Current Budget</u>	<u>Expenditures</u>	<u>Encumbrances</u>	<u>Available Balance</u>
Salaries and Benefits	\$ 342,095,617	\$ 211,890,446	\$ 631,844	\$ 129,573,327
Contract Beds	107,733,828	50,978,902	49,408,472	\$ 7,346,453
Medical Services	61,728,081	27,886,362	20,728,278	\$ 13,113,440
Hep C Treatment	9,240,000	3,982,153	1,222,447	\$ 4,035,400
Institutions	31,061,979	20,232,073	10,544,117	\$ 285,789
Probation and Parole	1,693,931	957,777	575,122	\$ 161,032
Community Corrections	3,035,957	1,695,282	1,139,250	\$ 201,424
Inmate Programs	6,059,767	1,792,375	3,402,780	\$ 864,612
Community Sentencing	2,995,539	1,063,512	677,813	\$ 1,254,214
General Operations	33,837,918	22,745,372	7,715,219	\$ 3,377,327
Central Office Operations	2,234,329	978,967	721,423	\$ 533,939
Divisional Operations	20,439,634	10,513,539	8,148,434	\$ 1,777,662
IT	22,339,776	8,172,152	7,998,390	\$ 6,169,234
OCI / Agri-Services	18,904,705	10,443,352	5,435,789	\$ 3,025,564
Grand Total	<u>\$ 663,401,061</u>	<u>\$ 373,332,263</u>	<u>\$ 118,349,378.82</u>	<u>\$ 171,719,419</u>

FY 2023 Budget Work Programs includes all funding sources.



Oklahoma Department of Corrections
FY 2023 Appropriation as of February 28, 2023

Account Code	Budgeted	Expenditures	Encumbered	Pre-Encumbered	Committed	Balance
11,12,13 Payroll, Insurance, FICA and Retirement	\$ 331,294,928.00	\$ 205,896,373.67	\$ 631,843.51	\$ -	\$ 206,528,217.18	\$ 124,766,710.82
15 Professional Services	116,681,543.82	57,617,935.58	53,402,638.66	500,000.00	111,520,574.24	5,160,969.58
17 Moving Expenses	-	3,088.91	-	-	3,088.91	(3,088.91)
19 Flexible Benefits	350,000.00	22,136.60	312,863.40	-	335,000.00	15,000.00
21, 22 Travel	707,698.00	384,022.64	148,173.61	-	532,196.25	175,501.75
31 Miscellaneous Administrative Expenses	18,175,924.00	11,290,354.84	5,516,686.77	-	16,807,041.61	1,368,882.39
32 Rent Expense	18,543,656.00	10,189,476.27	5,379,032.01	-	15,568,508.28	2,975,147.72
33 Maintenance & Repair Expense	5,794,696.00	3,441,006.48	1,367,772.13	1.00	4,808,779.61	985,916.39
34 Specialized Supplies and Materials	57,244,504.00	30,512,361.54	14,075,790.40	-	44,588,151.94	12,656,352.06
35 Production, Safety and Security	1,332,806.00	599,760.40	950,298.66	-	1,550,059.06	(217,253.06)
36 General Operating Expenses	589,297.00	305,730.78	163,205.68	-	468,936.46	120,360.54
37 Shop Supplies	2,177,958.00	1,229,024.67	469,956.64	6,143.00	1,705,124.31	472,833.69
41 Property Furniture and Equipment	5,610,693.00	1,651,976.20	380,968.07	-	2,032,944.27	3,577,748.73
42 Library Equipment and Resources	6,300.00	191.75	-	-	191.75	6,108.25
43 Lease Purchase	177,008.00	132,225.34	44,282.50	-	176,507.84	500.16
44 Live Stock – Poultry	-	-	-	-	-	-
45,46,47 Building Construction and Renovation	-	2,384.25	-	-	2,384.25	(2,384.25)
48 Bond Payment	12,538,121.00	9,631,857.81	2,832,794.57	-	12,464,652.38	73,468.62
49 Inter-Agency Payments	-	-	-	-	-	-
51 Inmate Pay and Health Services	750,000.00	349,034.56	622,451.46	-	971,486.02	(221,486.02)
52 Scholarships, Tuition and other incentives	2,500.00	-	-	-	-	2,500.00
53 Refunds, Indemnities, and Restitution	-	1,083.52	-	-	1,083.52	(1,083.52)
54 Jail Back Up and others	6,005,000.00	2,780,227.39	3,615,787.61	-	6,396,015.00	(391,015.00)
55,59 Assistance Payments to Agencies	-	-	-	-	-	-
60 Authority Orders	-	-	3,735,104.75	-	3,735,104.75	(3,735,104.75)
61 Loans, Taxes, and other Disbursements	2,770.00	2,689.18	612.27	-	3,301.45	(531.45)
62 Transfers – Inmate Medical Payments	16,000,000.00	5,859,756.01	4,140,243.99	-	10,000,000.00	6,000,000.00
64 Merchandise for Resale	-	-	-	-	-	-
TOTAL	\$ 593,985,402.82	\$ 341,902,698.39	\$ 97,790,506.69	\$ 506,144.00	\$ 440,199,349.08	\$ 153,786,053.74

Funding	Budgeted	Expenditures	Encumbered	Pre-Encumbered	Committed	Balance
19211 FY 2022 CarryOver	41,902,502.82	28,364,735.60	13,537,767.22	-	41,902,502.82	-
19301 GRF Appropriations	526,632,583.00	288,087,645.79	84,252,739.47	506,144.00	372,846,529.26	153,786,053.74
57601 Duties - Appropriations	25,450,317.00	25,450,317.00	-	-	25,450,317.00	-
TOTAL	\$ 593,985,402.82	\$ 341,902,698.39	\$ 97,790,506.69	\$ 506,144.00	\$ 440,199,349.08	\$ 153,786,053.74
					Remaining Payroll	124,766,710.82
						\$ 29,019,342.92

Oklahoma Department of Corrections
Statement of Revenues, Expenditures and Changes in Fund Balances
Non-Appropriated Funds
As of July 1, 2022 through February 28, 2023

Revenue Code	Revenues	200 Fund	205 Fund	210 Fund	225 Fund	235 Fund	280 Fund	Funds
428199	Disbursement Fees	\$ 5,559.88	\$ -	\$ -	\$ -	\$ -	\$ -	\$ 5,559.88
433107	Sale of Contraband	3.92	-	-	-	-	-	3.92
433147	Bank Charge Back / Returned Check Fee	-	-	-	-	-	-	-
433199	Other Fines, Forfeits, Penalties (Admin. Fees, Inst. Debts)	76,520.61	-	53,268.11	-	-	8,505.64	138,294.36
441105	Interest on Investments	193,910.04	9,056.77	-	-	-	59,984.89	262,951.70
443103	Rent from Land & Buildings	23,973.60	-	-	-	-	-	23,973.60
451101	Right - of - Way Easements	-	-	-	-	-	-	-
451101	Insurance and Other Reimbursement for Damages	25,691.37	-	-	-	-	-	25,691.37
452005	Reimbursement for Administrative Expense (PPWP)	105,504.87	-	-	-	-	-	105,504.87
452117	Reimbursement of Data Processing Fees	-	-	-	-	-	-	-
453003	Reimbursement for Travel Expense	-	-	-	-	-	-	-
455201	Federal Reimbursements	2,307,923.09	-	-	-	-	-	2,307,923.09
456101	Federal Funds Rec'd from Non-Gov. Ag.	45,000.00	-	-	-	-	-	45,000.00
458101	Refunded Money Previously Disbursed - Goods & Services	484,023.90	-	-	-	-	-	484,023.90
458105	Reimbursement for Funds Expended (Refunds - Payroll Reim.)	141,315.48	-	-	-	-	-	141,315.48
459151	Pharmaceuticals Rebate	-	-	-	-	-	-	-
459171	Program Income (Dog Programs)	291.03	-	-	-	-	-	291.03
459199	Other Grants, Refunds and Reimbursements (P-card Rebate)	125,648.79	-	-	-	-	-	125,648.79
471122	Farm Products General	-	-	-	-	-	8,871,783.54	8,871,783.54
473105	Charge for Service - (Water Treatment Plant)	30,800.00	-	-	-	-	-	30,800.00
473176	Laboratory and Medical Services	99,627.89	-	-	-	-	-	99,627.89
474105	Sale of Documents (Copies)	12,736.04	-	-	-	-	-	12,736.04
474131	Sale of Merchandise	-	-	-	-	-	8,274,154.55	8,274,154.55
474124	Canteen and Concession Income	-	5,193,179.12	-	-	-	-	5,193,179.12
474141	Printing Incl. Sale of Publications (Filming)	38,225.00	-	-	-	-	-	38,225.00
479121	Paper & Other Recyclable Materials	-	-	-	-	-	-	-
479131	Notification of Confinement - Social Security Admin	42,200.00	-	-	-	-	-	42,200.00
481102	Contributions - Patients & Inmates	8,280.79	-	-	-	-	-	8,280.79
481121	Probation & Parole Fees, DNA Fees, GPS Fees, Restitution Fees	1,754,876.44	-	-	-	-	-	1,754,876.44
482101	Deposits by Patients and Offenders (Program Fees - Work Release)	4,083,958.34	-	-	-	-	26,881.32	4,110,839.66
483607	Sale of Salvage	94,000.71	-	-	-	-	-	94,000.71
488191	P-Card Rebate	219,597.65	-	-	-	-	26,152.42	245,750.07
	Total Revenues	9,919,669.44	5,202,235.89	53,268.11	-	-	17,267,462.36	32,442,635.80
Account Code	Expenditures							
11,12,13	Payroll	-	-	-	-	-	5,826,633.18	5,826,633.18
15	Professional Services	2,899,426.39	1,026,893.22	55,647.02	-	512,886.25	272,798.37	4,767,651.25
21, 22	Travel	36,525.11	3,939.54	7,291.39	-	-	19,624.03	67,380.07
31	Misc. Admin. Expenses	1,192,495.61	369,040.60	-	-	-	526,060.00	2,087,596.21
32	Rent	1,130,702.59	106,891.21	-	-	15,929.89	123,913.34	1,377,437.03
33	Maintenance and Repair	2,064,986.31	395,843.56	-	-	-	635,927.55	3,096,757.42
34	Specialized Supplies and Materials	124,781.63	630,352.84	351.78	-	-	390,598.79	1,146,085.04
35	Production, Safety and Security	512,268.46	20,260.11	1,622.42	-	-	367,939.10	902,090.09
36	General Operating Expenses	4,677.67	107,720.59	-	-	328.32	63,217.98	175,944.56
37	Shop Expense	148,640.83	9,105.23	6,033.95	-	1,165.02	1,348,895.01	1,513,840.04
41	Furniture and Equipment	644,415.71	323,932.10	-	-	1,338,372.01	147,882.89	2,454,602.71
42	Library Equipment and Resources	283.06	466.79	-	-	-	-	749.85
43	Lease Purchases	-	-	-	-	-	-	-
44	Livestock and Poultry	-	-	-	-	-	70,965.00	70,965.00
45	Land and Right-of-way	-	-	-	-	-	-	-
46, 47	Building, Construction and Renovation	-	3,125.56	-	-	-	109,648.33	112,773.89
48	Debt Service	-	-	-	-	-	-	-
51	Inmate Pay and Health Services	70,420.32	1,681,411.93	-	-	-	464,958.96	2,216,791.21
52	Tuitions, Awards and Incentives	-	-	-	-	-	-	-
53	Refunds and Restitutions	-	8,800.00	-	-	-	-	8,800.00
54	Jail Backup, County Jails and Other	2,812,359.80	-	-	150,203.40	-	-	2,962,563.20
55	Payment to Gov. Sub-Division	-	-	-	-	-	-	-
59	Assistance Payments to Agencies	-	-	-	-	-	-	-
61	Loans, Taxes and other Disbursements	345.00	-	-	-	-	175.84	520.84
62	Transfers - Out Sourced Health Care	700,463.57	-	-	-	-	1,645,383.90	2,345,847.47
64	Merchandise for Resale	5,971.88	-	-	-	-	7,005,271.82	7,011,243.70
	Total Expenditures	12,348,763.94	4,687,783.28	70,946.56	150,203.40	1,868,681.49	19,019,894.09	38,146,272.76
	<i>Excess of Revenues Over (Under) Expenditures</i>	<i>(2,429,094.50)</i>	<i>514,452.61</i>	<i>(17,678.45)</i>	<i>(150,203.40)</i>	<i>(1,868,681.49)</i>	<i>(1,752,431.73)</i>	<i>(5,703,636.96)</i>
	Cash							
	Beginning Cash Balance	20,378,420.15	830,756.04	1,217,344.10	329,567.61	5,677,369.72	7,179,448.20	35,612,905.82
	Revenue Received this Year	9,919,669.44	5,202,235.89	53,268.11	-	-	17,267,462.36	32,442,635.80
	Expenditures made this Year	(12,348,763.94)	(4,687,783.28)	(70,946.56)	(150,203.40)	(1,868,681.49)	(19,019,894.09)	(38,146,272.76)
	Beginning Change in Liabilities	(62,091.40)	(41,510.00)	(85.53)	(3,043.39)	-	(66,740.21)	(173,470.53)
	Transfers	(2,691.40)	-	-	-	-	-	(2,691.40)
	Adjustments	-	-	-	-	-	-	-
	Ending Cash Balance	\$ 17,884,542.85	\$ 1,303,698.65	\$ 1,199,580.12	\$ 176,320.82	\$ 3,808,688.23	\$ 5,360,276.26	\$ 29,733,106.93

Oklahoma Department of Corrections
Statement of Revenues, Expenditures and Changes in Fund Balances
Non- Appropriated Funds
For the Month of February 2023

		200 Fund	205 Fund	210 Fund	225 Fund	235 Fund	280 Fund	Funds
Revenue Code	Revenues							
	Current:							
428199	Disbursement Fees	\$ 780.32	\$ -	\$ -	\$ -	\$ -	\$ -	\$ 780.32
433107	Sale of Contraband	-	-	-	-	-	-	-
433147	Bank Charge Back / Returned Check Fee	-	-	-	-	-	-	-
433199	Other Fines, Forfeits, Penalties (Admin. Fees, Inst. Debts)	8,796.27	-	7,994.00	-	-	-	16,790.27
441105	Interest on Investments	28,602.03	1,293.09	-	-	-	8,853.31	38,748.43
443103	Rent from Land & Buildings	1,931.10	-	-	-	-	-	1,931.10
451101	Insurance and Other Reimbursement for Damages	50.00	-	-	-	-	-	50.00
452005	Reimbursement for Administrative Expense (PPWP)	15,645.94	-	-	-	-	-	15,645.94
452117	Reimbursement of Data Processing Fees	-	-	-	-	-	-	-
453003	Reimbursement for Travel Expense	-	-	-	-	-	-	-
455201	Federal Reimbursements	4,481.67	-	-	-	-	-	4,481.67
456101	Federal Funds Rec'd from Non-Gov. Ag.	-	-	-	-	-	-	-
458101	Refunded Money Previously Disbursed - Goods & Services	1,432.11	-	-	-	-	-	1,432.11
458105	Reimbursement for Funds Expended (Refunds - Payroll Reim.)	23,389.95	-	-	-	-	-	23,389.95
459151	Pharmaceuticals Rebate	-	-	-	-	-	-	-
459171	Program Income (Dog Programs)	25.00	-	-	-	-	-	25.00
459199	Other Grants, Refunds and Reimbursements (P-card Rebate)	-	-	-	-	-	-	-
471122	Farm Products General	-	-	-	-	-	1,181,700.78	1,181,700.78
473105	Charge for Service - (Water Treatment Plant)	3,850.00	-	-	-	-	-	3,850.00
473176	Laboratory and Medical Services	10,226.35	-	-	-	-	-	10,226.35
474105	Sale of Documents (Copies)	3,195.40	-	-	-	-	-	3,195.40
474131	Sale of Merchandise	-	-	-	-	-	1,016,520.75	1,016,520.75
474124	Canteen and Concession Income	-	613,569.62	-	-	-	-	613,569.62
474141	Printing Incl. Sale of Publications (Filming)	-	-	-	-	-	-	-
479121	Paper & Other Recyclable Materials	-	-	-	-	-	-	-
479131	Notification of Confinement - Social Security Admin	4,400.00	-	-	-	-	-	4,400.00
481102	Contributions - Patients & Inmates	346.14	-	-	-	-	-	346.14
481121	Probation & Parole Fees, DNA Fees, GPS Fees, Restitution Fees	249,993.45	-	-	-	-	-	249,993.45
482101	Deposits by Patients and Offenders (Program Fees - Work Release)	533,867.09	-	-	-	-	3,963.56	537,830.65
483607	Sale of Salvage	990.00	-	-	-	-	-	990.00
488191	P-Card Rebate	-	-	-	-	-	-	-
	Total Revenues	892,002.82	614,862.71	7,994.00	-	-	2,211,038.40	3,725,897.93
Account Code	Expenditures							
	Current:							
11,12,13	Payroll	-	-	-	-	-	726,454.85	726,454.85
15	Professional Services	334,006.76	54,915.06	5,377.69	-	37,710.00	43,889.12	475,898.63
21, 22	Travel	4,770.75	-	2,911.26	-	-	2,695.96	10,377.97
31	Misc. Admin. Expenses	277,274.86	34,504.23	-	-	-	54,027.64	365,806.73
32	Rent	28,278.36	11,809.01	-	-	3,879.06	72,560.24	116,526.67
33	Maintenance and Repair	31,104.18	24,969.43	-	-	-	53,187.35	109,260.96
34	Specialized Supplies and Materials	11,442.47	46,896.12	-	-	-	34,679.39	93,017.98
35	Production, Safety and Security	6,553.88	284.38	139.50	-	-	40,522.72	47,500.48
36	General Operating Expenses	269.04	9,046.35	-	-	328.32	8,722.31	18,366.02
37	Shop Expense	17,902.02	1,072.19	162.00	-	-	289,993.47	309,129.68
41	Furniture and Equipment	21,747.28	5,345.70	(2,100.00)	-	-	17,137.03	42,130.01
42	Library Equipment and Resources	-	-	-	-	-	-	-
43	Lease Purchases	-	-	-	-	-	-	-
44	Livestock and Poultry	-	-	-	-	-	-	-
45	Land and Right-of-way	-	-	-	-	-	-	-
46, 47	Building, Construction and Renovation	-	-	-	-	-	99,770.85	99,770.85
48	Debt Service	-	-	-	-	-	-	-
51	Inmate Pay and Health Services	9,299.88	211,203.87	-	-	-	-	220,503.75
52	Tuitions, Awards and Incentives	-	-	-	-	-	-	-
53	Refunds and Restitutions	-	-	-	-	-	-	-
54	Jail Backup, County Jails and Other	9,909.00	-	-	29,051.03	-	-	38,960.03
55	Payment to Gov. Sub-Division	-	-	-	-	-	-	-
59	Assistance Payments to Agencies	-	-	-	-	-	-	-
61	Loans, Taxes and other Disbursements	-	-	-	-	-	-	-
62	Transfers - Out Sourced Health Care	19,037.37	-	-	-	-	-	19,037.37
64	Merchandise for Resale	-	-	-	-	-	1,021,173.35	1,021,173.35
	Total Expenditures	771,595.85	400,046.34	6,490.45	29,051.03	41,917.38	2,464,814.28	3,713,915.33
	<i>Excess of Revenues Over (Under) Expenditures</i>	120,406.97	214,816.37	1,503.55	(29,051.03)	(41,917.38)	(253,775.88)	11,982.60
	Cash							
	Beginning Cash Balance	17,916,761.13	1,126,827.30	1,201,783.00	205,371.85	3,850,605.61	5,679,984.18	29,981,333.07
	Revenue Received this Month	892,002.82	614,862.71	7,994.00	-	-	2,211,038.40	3,725,897.93
	Expenditures made this Month	(771,595.85)	(400,046.34)	(6,490.45)	(29,051.03)	(41,917.38)	(2,464,814.28)	(3,713,915.33)
	Beginning Change in Liabilities	(152,519.26)	(37,945.02)	(3,706.43)	-	-	(65,932.04)	(260,102.75)
	Transfers (Cares Act Funding & OMS/KON Funding)	(105.99)	-	-	-	-	-	(105.99)
	Adjustments	-	-	-	-	-	-	-
	Ending Cash Balance	\$ 17,884,542.85	\$ 1,303,698.65	\$ 1,199,580.12	\$ 176,320.82	\$ 3,808,688.23	\$ 5,360,276.26	\$ 29,733,106.93

Oklahoma Department of Corrections
Statement of Revenues, Expenditures and Changes in Fund Balances
Federal Funding
As of July 1, 2022 through February 28, 2023

	410 Fund	430 Fund	Funds
Revenues			
Current:			
Federal Funds Received	\$ 342,543	\$ 770,190	\$ 1,112,732
Private Grants and Donations for Opns.	-	-	-
Reimbursements & P-Card Rebate	-	-	-
Total Revenues	342,542.52	770,189.87	1,112,732.39
Expenditures			
Current:			
Payroll	102,602.41	93,441.52	196,043.93
Professional Services	-	230,019.45	230,019.45
Travel	39,696.41	1,650.81	41,347.22
Misc. Admin. Expenses	4,355.00	-	4,355.00
Rent	9,669.56	-	9,669.56
Maintenance and Repair	8,104.63	70,731.75	78,836.38
Specialized Supplies and Materials	-	-	-
Production, Safety and Security	-	-	-
General Operating Expenses	77,840.70	-	77,840.70
Shop Expense	-	4,020.00	4,020.00
Furniture and Equipment	77,673.80	454,371.86	532,045.66
Library Equipment and Resources	-	-	-
Lease Purchases	-	-	-
Livestock and Poultry	-	-	-
Land and Right-of-way	-	-	-
Building, Construction and Renovation	-	-	-
Debt Service	-	-	-
Inmate Pay and Health Services	-	-	-
Tuitions, Awards and Incentives	-	-	-
Refunds and Restitutions	-	-	-
Jail Backup, County Jails and Other	-	-	-
Payment to Gov. Sub-Division	-	21,985.57	21,985.57
Assistance Payments to Agencies	-	-	-
Loans, Taxes and Other Disbursements	-	-	-
Transfers - Out Sourced Health Care	-	-	-
Merchandise for Resale	-	-	-
Total Expenditures	319,942.51	876,220.96	1,196,163.47
<i>Excess of Revenues Over</i>			
<i>(Under) Expenditures</i>	22,600.01	(106,031.09)	(83,431.08)
Cash			
Beginning Cash Balance	262,222.09	212,486.41	474,708.50
Revenue Received this Year	342,542.52	770,189.87	1,112,732.39
Expenditures made this Year	(319,942.51)	(876,220.96)	(1,196,163.47)
Beginning Change in Liabilities	(11,631.48)	-	(11,631.48)
Transfers	-	-	-
Adjustments	-	-	-
Ending Cash Balance	\$ 273,190.62	\$ 106,455.32	\$ 379,645.94

Oklahoma Department of Corrections
Statement of Revenues, Expenditures and Changes in Fund Balances
Federal Funding
For the Month of February 2023

		410 Fund	430 Fund	Funds
Revenue Revenues				
Code	Current:			
556	Federal Funds Rec'd from Non-Gov. Ag.	\$ -	\$ 50,873	\$ 50,873
561	Private Grants and Donations for Opns.	-	-	-
581	Reimbursements	-	-	-
Total Revenues		-	50,873.42	50,873.42
Account Expenditures				
Code	Current:			
11,12,13	Payroll	11,818.62	16,915.13	28,733.75
15	Professional Services	-	41,246.80	41,246.80
21, 22	Travel	58.50	-	58.50
31	Misc. Admin. Expenses	-	-	-
32	Rent	5,963.73	-	5,963.73
33	Maintenance and Repair	638.52	-	638.52
34	Specialized Supplies and Materials	-	-	-
35	Production, Safety and Security	-	-	-
36	General Operating Expenses	882.50	-	882.50
37	Shop Expense	-	-	-
41	Furniture and Equipment	-	20,725.46	20,725.46
42	Library Equipment and Resources	-	-	-
43	Lease Purchases	-	-	-
44	Livestock and Poultry	-	-	-
45	Land and Right-of-way	-	-	-
46	Building, Construction and Renovation	-	-	-
48	Debt Service	-	-	-
51	Inmate Pay and Health Services	-	-	-
52	Tuitions, Awards and Incentives	-	-	-
53	Refunds and Restitutions	-	-	-
54	Jail Backup, County Jails and Other	-	-	-
55	Payment to Gov. Sub-Division	-	-	-
59	Assistance Payments to Agencies	-	-	-
61	Loans, Taxes and Other Disbursements	-	-	-
62	Transfers - Out Sourced Health Care	-	-	-
64	Merchandise for Resale	-	-	-
Total Expenditures		19,361.87	78,887.39	98,249.26
<i>Excess of Revenues Over (Under) Expenditures</i>		<u>(19,361.87)</u>	<u>(28,013.97)</u>	<u>(47,375.84)</u>
Cash				
Beginning Cash Balance		296,907.49	134,469.29	431,376.78
Revenue Received this Month		-	50,873.42	50,873.42
Expenditures made this Month		(19,361.87)	(78,887.39)	(98,249.26)
Change in Liabilities		(4,355.00)	-	(4,355.00)
Transfers		-	-	-
Adjustments		-	-	-
Ending Cash Balance		<u>\$ 273,190.62</u>	<u>\$ 106,455.32</u>	<u>\$ 379,645.94</u>



Tamika White

Tamika White began her correctional career with Avalon Correctional Services, Inc. in January 2000. During her tenure with Avalon, Ms. White worked with both juvenile and adult; state, federal and private; male and female offenders. She served in various roles to include Client Monitor; Drug & Alcohol Treatment Coordinator; Administrator of Programs; Director of Community Placement; Quality Assurance Monitor; and Facility Administrator.

In June 2007, Ms. White joined the Oklahoma Department of Corrections team as a Probation and Parole Officer in the Tulsa District Community Corrections Office. After a short break from DOC, she returned to her role as a Probation and Parole Officer in August 2012. In January 2014, Ms. White became a Fugitive Apprehension Agent with the Office of Inspector General. She was promoted to a Security and Facility Operations Manager with the Division of Institutions in January 2018. In June 2020, Ms. White was detailed and later assigned as a Division Support Coordinator with the Health and Offender Services Unit to assist with managing the COVID-19 pandemic. On March 1, 2021, Ms. White began her assignment at Mabel Bassett Correctional Center as the Deputy Warden.

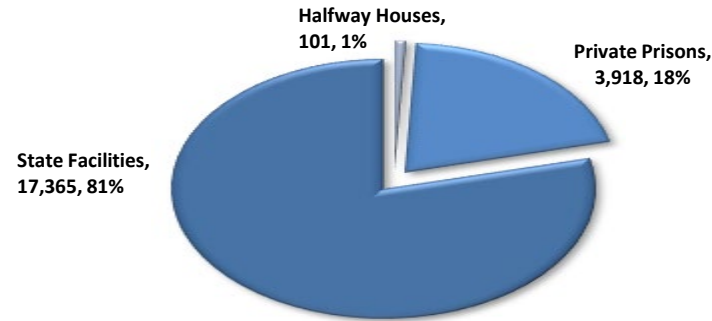
Ms. White has served as a trainer for the agency to include self-defense, security threat groups, pre-employment background investigations, and Racial Intelligence Training & Engagement (RITE) training.

In May 1999, Deputy Warden White obtained her Bachelors of Arts in Psychology at Langston University. In May 2007, Ms. White earned a Masters of Arts in Criminal Justice Management and Administration from the University of Central Oklahoma.

Incarcerates

Grand Total	Females	Males	Total
Current Population	2,194	19,487	21,681
Population Last Year	2,130	19,131	21,261
Change	64	356	420
State Facilities	Females	Males	Total
Current Population	2,163	15,202	17,365
Population Last Year	2,014	14,501	16,515
Change	149	701	850
Private Prisons	Females	Males	Total
Current Population	0	3,918	3,918
Population Last Year	0	4,258	4,258
Change	0	(340)	(340)
Halfway Houses	Females	Males	Total
Current Population	0	101	101
Population Last Year	77	100	177
Change	(77)	1	(76)
Out Count	Females	Males	Total
Current Population	31	266	297
Population Last Year	39	272	311
Change	(8)	(6)	(14)
County Jail Transfers Pending	Females	Males	Total
Current Population	32	1173	1205
Population Last Year	29	993	1022
Change	3	180	183

Inmates in State Facilities vs. Contract Facilities

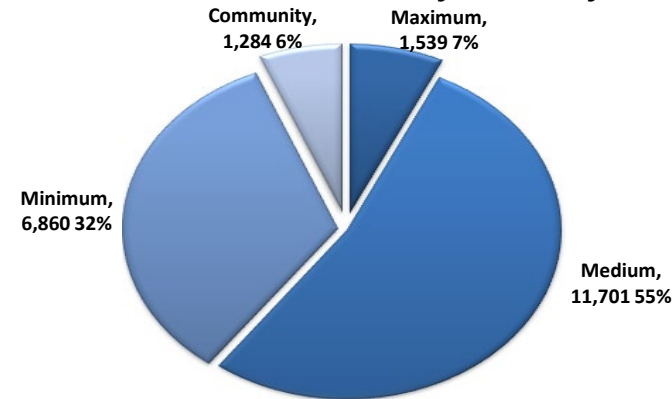


Community Offenders

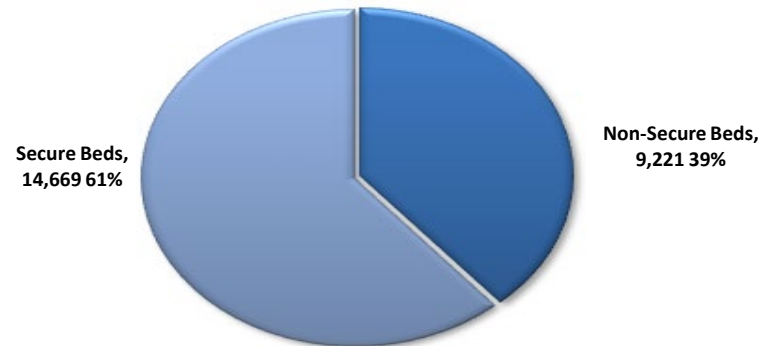
19

Community Supervision	Females	Males	Total
Current Population	4,597	15,481	20,078
Population Last Year	5,179	18,177	23,356
Change	(582)	(2,696)	(3,278)
GPS	Females	Males	Total
Current Population	48	117	165
Population Last Year	59	121	180
Change	(11)	(4)	(15)
Community Sentencing	Females	Males	Total
Current Population	577	1,611	2,188
Population Last Year	575	1,648	2,223
Change	2	(37)	(35)
Parole Supervision	Females	Males	Total
Current Population	293	1,346	1,639
Population Last Year	401	1,844	2,245
Change	(108)	(498)	(606)
Probation Supervision	Females	Males	Total
Current Population	3,679	12,407	16,086
Population Last Year	4,144	14,564	18,708
Change	(465)	(2,157)	(2,622)

Inmate Distribution by Security Level



Percentage of Inmates in Secure and Non-Secure Beds



Secure beds include beds in maximum and medium state and contract facilities.

Non-Secure beds include beds in minimum, state, and contract facilities, community corrections centers and halfway houses.

Total System Population

Total System Population	Females	Males	Total
Current Population	6,823	36,141	42,964
Population Last Year	7,388	38,301	45,639
Change	(515)	(2,160)	(2,675)
Percentage of Change	7%	6%	6%

Board of Corrections – Population Analysis



As of

February 28, 2023



Board of Corrections – Population Information

As of ²⁰
February 28, 2023

Largest Percentage of Convictions

Male Crimes	Total	Percentage	Female Crimes	Total	Percentage
Murder I	1,171	6%	Child Abuse	254	11%
Robbery/Attempted Robbery	1,077	6%	Trafficking in Illegal Drugs	149	7%
Lewd/Indecent Acts of Child	1,014	5%	Murder I	125	6%
Rape I	905	5%	Manslaughter I	102	5%

Death Row Inmates

Male	36
Female	1

Youthful Offenders

Male	10
Female	0

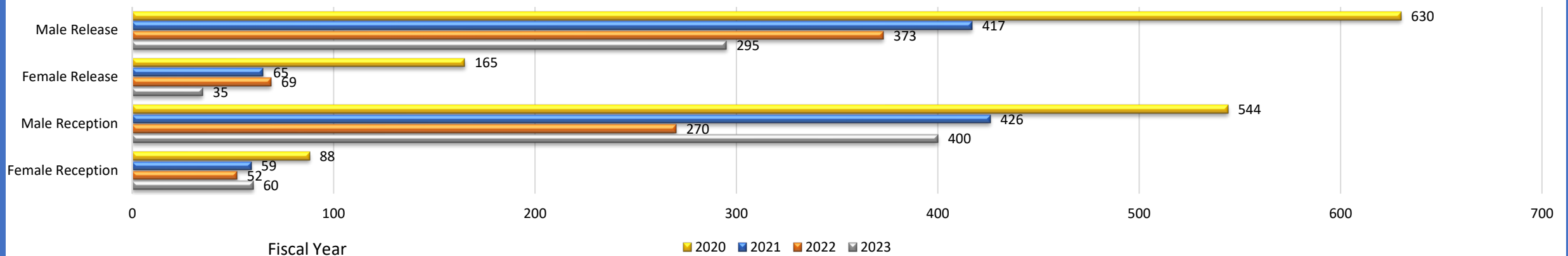
Inmates Earned Credit Level

Level	Total	Percentage
1	1,794	18 %
2	2,025	
3	2,781	82%
4	15,084	

Receptions and Releases for the Fiscal Year 2022

	Total	July	August	September	October	November	December	January	February	March	April	May	June
Female Receptions	916	65	67	103	92	54	80	66	52	100	74	85	78
Male Receptions	4952	491	264	328	408	346	501	409	270	439	506	490	500
Female Releases	903	93	56	84	78	97	70	69	69	86	77	66	58
Male Releases	5069	475	468	392	434	415	427	406	373	434	419	414	412

4 Year Fiscal Trend - February



Total Bed Capacity

Statutory Requirement

Title 57 Oklahoma Statute 57-571: Definitions

1. "Capacity" means the actual available bed space as certified by the Board of Corrections subject to applicable federal state laws and the rules and regulations promulgated under such laws;

January 2022 Oklahoma Department of Corrections Office of the Chief of Operations/Division of Institutions requested the closure Jess Dunn Correctional Center Unit D-West due to the unit's proximity to the rest of the facility. 169 minimum security inmates were dispersed throughout the Oklahoma Department of Corrections minimum security facilities. The closure of this unit led to a savings of \$10,302.24 daily for the Department of Corrections.

January 2023 Oklahoma Department of Corrections Office of the Chief of Operations/Division of Community Corrections requested the closure of Oklahoma City Community Correctional Center due to the lack of need for the beds. 262 community supervision level female beds were redistributed to Eddie Warrior Correctional Center and Mable Bassett Correctional Center. The closure of OKCCCC led to a savings of \$21,908.44 daily for the Department of Corrections.

Upon removal of these beds from Department of Corrections count the new total operating capacity for state facilities will be 18,738

Resolution

Board of Corrections



WHEREAS, April 16-22, 2023, is National Volunteer Week and provides a most appropriate time to recognize volunteers for demonstrating, on a daily basis, the true spirit of giving; and

WHEREAS, millions of volunteers serve in their communities across our nation and throughout our state utilizing their time and their talents daily to make a difference in the lives of others; and

WHEREAS, the Oklahoma Department of Corrections is privileged to have over three thousand men and women, many of whom serve as part of a faith community, who tirelessly give of themselves to provide much needed programmatic and occupational services throughout the agency, across the great state of Oklahoma; and

WHEREAS, these volunteers are dedicated to serving as positive role models for the inmate population, leading inmates toward pro-social behavior while incarcerated, supporting inmates in reentry, and providing much needed resources that assist the Oklahoma Department of Corrections in fulfilling its mission in a professional manner; therefore be it

BE IT THEREFORE RESOLVED, that the Oklahoma Board of Corrections does hereby announce and proclaim to all its recognition and sincere appreciation of Oklahoma Department of Corrections volunteers and the invaluable services they provide.

ADOPTED this twenty-ninth day of March in the year 2023.

T. Hastings Siegfried
Chairman

Steven Harpe
Director



OKLAHOMA
Corrections

PROFESSIONAL DEVELOPMENT

Unit Name Professional Development

Staffing

Currently, Professional Development has six employees. The Professional Development Unit consists of three divisions: Curriculum Design and Development, Leadership Development and the training division of Probation and Parole. Our unit is responsible for creating professional development for over 3500 employees.

Current Initiatives

ACTION MAPPING

We're changing how we design training. The DOC has used the Instructional Theory into Practice model for over 20 years. That changed this month as we adopted a new design model, Action Mapping.

Most training focuses on what employees need to **KNOW**. The lesson may start with a video or a game, then a lecture including history and lots of other information, a practice section, and finally, knowledge is tested with a paper exam. Again, the focus is on what employees need to **KNOW**.

Action Mapping focuses on what employees need to **DO**. **All training starts with a measurable goal.** How much do we want to decrease or increase the goal? What **ACTION** will staff need to **DO** in order to accomplish the goal? For example, an Action Mapping course might start with this goal:

Inmate suicide will decrease 10% by the end of 2023 as correctional staff properly assess an inmate's suicide risk during current precipitating events (e.g.: receiving bad news from home, legal setbacks, etc.).

Action Mapping begins with changing correctional staff behavior first. What do COs need to **DO** to reach our goal of ***decreasing inmate suicide by 10% by the end of the year***. Action Mapping is performance and goal driven.

THE 5 VOICES

The 5 Voices is a leadership tool based on the principle that everyone has a leadership voice, and we all have the ability to lead others.



The 5 Voices helps you do three distinctly powerful things: 1) discover your leadership voice, 2) communicate more effectively, and 3) increase performance.

The DOC has plans to certify Correctional Training Officers, including P&P Training Officers, Training Specialists and Training Supervisors in order to implement **The 5 Voices** throughout the organization.

THE 100X LEADER

Our Leadership Development division will, again, offer Command College. Command College is a 12-month leadership course designed for management level law enforcement officers and professional staff at ODOC. The focus of this Command College will be **The 100X Leader**.

The 100X Leader is all about becoming the leader that people actually want to follow. 100X leaders do everything they can to get to 100% health in their leadership. That's the 100. Once leaders reach and maintain 100%, the X is added which is all about multiplying others to help them be their best. In short: 100X is a formula for Leadership Success – transformation of the leader and multiplication to those you lead.

THE SCIENCE AND POWER OF HOPE

Over 2,000 published studies confirm **HOPE** is the leading indicator of success and wellbeing in children, adults, and families. Research indicates that HOPE can lead to significant improvements in job satisfaction, increased retention rates, and reduction of burnout. That's why the DOC is embracing the Sarah Stitt Hope Rising Oklahoma Initiative to bring the science of hope to DOC employees and all of those we serve.

Hope is the belief that the future will be better than today, and we each have the power to make it so. The DOC will use the Science of HOPE to build a HOPE-centered organization by developing, modeling, and serving others in a manner that nurtures HOPE.

MICRO-CREDENTIALS

Micro-credentials are industry-recognized, skill-specific certifications. Made up of one or more subjects from an accredited college or university, micro-credentials allow employees to remain competitive in the workforce with degree-level learning, without committing to a full degree.

Currently, we are exploring the micro-credentialing programs from five Oklahoma colleges and universities. For example, SWOSU offers two courses at no cost to the student or DOC.

However, employees can earn college credit for these courses should they choose to pay college tuition. Seminole College offers five courses and will award 30 scholarships at half the price of tuition. The employee would pay the other half plus the cost of books. This would earn



the employee 15 hours of micro-credentials, and 15 hours towards an Associate's degree. We will meet with NWOSU, UCO, and North Oklahoma College later this week to discuss their proposals.

WARRIOR'S REST

We all know how rewarding and how difficult a career in Corrections can be. We see, first-hand, the long-term effects of chronic stress, trauma, critical incidents, and loss. Unfortunately, this can result in addiction, suicide, and broken families.

Warrior's Rest is a nationally-recognized program that helps First Responders understand they are not alone. This is accomplished by using peer support/crisis intervention techniques. Warrior's Rest instructors will train peer support teams that go beyond crisis intervention training. These instructors will also mentor teams on how to perform various techniques to help our employees understand they are not alone and there is help during times of crisis.

