



# **Oklahoma Board of Corrections**

## **REGULAR MEETING**

February 28, 2024

Oklahoma Department of Corrections  
Lincoln Administrative Office  
4345 N. Lincoln Blvd.  
Oklahoma City, Oklahoma

**OKLAHOMA BOARD OF CORRECTIONS**  
**REGULAR MEETING AGENDA**  
 OKLAHOMA HEALTH CARE AUTHORITY  
 4345 N. Lincoln Blvd., Oklahoma City, OK 73105  
 1:00 PM on February 28, 2024

<b>ITEM</b>	<b>PRESENTER</b>
1. Call to Order	T. Hastings Siegfried
A. Pledge of Allegiance	Chair
B. Roll Call	
2. Approval of Board of Corrections Regular Meeting Minutes	T. Hastings Siegfried
A. January 24, 2024*	Chair
3. Chairman’s Update	T. Hastings Siegfried
	Chair
4. Director’s Update	Steven Harpe
	Director
5. Unit Spotlight	Dana Webb
A. Health Services	Chief Administrator of Health Services
6. Legislative Initiatives	Justin Farris
	Chief of Staff
7. Agency Financial Update	Ashlee Clemmons
A. Monthly Budget Report	Chief Financial Officer
8. Inmate/Offender Population	Clint Castleberry
A. Population Analysis Report	Chief Administrator of
B. Bed Capacity Adjustments*	Classification & Programs
9. Committee Reports – Standing Committees	Committee Chairs
A. Executive – Chair Hastings Siegfried, Vice-Chair Randy Chandler and Secretary Rhonda Bear	
B. Public Policy/Affairs/Criminal Justice – Chair Rhonda Bear and Members Alex Gerszewski and Hastings Siegfried	
C. Population/Security/Private Prison –Chair Hastings Siegfried and Members Alex Gerszewski, Stephan Moore and Daniel Snead	
D. Finance and Audit – Chair Randy Chandler and Members Joseph Brantley, Hastings Siegfried and Daryl Woodard	

10. New Business

T. Hastings Siegfried  
Chair

11. Adjournment\*

T. Hastings Siegfried  
Chair

*The next regular meeting of the Board of Corrections will be held at 1:00 PM on Wednesday, March 27, 2024, at Tulsa Probation & Parole Office, 201 W. 5<sup>th</sup> Street, Tulsa, OK 74103.*

*\*Board of Corrections Voting Item  
Updated on 2/26/2024 1:20:29 PM*

**OKLAHOMA BOARD OF CORRECTIONS  
REGULAR MEETING MINUTES**

**January 24, 2024**

**1. Call to Order**

Chairman Hastings Siegfried called the meeting of the Oklahoma Board of Corrections (BOC) to order at 1:00 p.m., on Wednesday, January 24, 2024, at Union City Community Corrections Center, 700 North Highway 81, Union City, OK 73090.

The meeting was preceded by advance notice of the date, time, and place, filed with the Oklahoma Secretary of State on Monday, December 11, 2023. An announcement was also given at least twenty-four (24) hours in advance by posting notice of the date, time, place, and agenda of the meeting at 11:00 a.m., on Tuesday, January 23, 2024, at the principal office of the Oklahoma Department of Corrections (ODOC), located at 4345 N. Lincoln Blvd, Oklahoma City, OK 73105.

**A. Pledge of Allegiance**

Chairman Siegfried led the meeting attendees in reciting the pledge of allegiance to the United States Flag.

**B. Roll Call**

Chairman Siegfried asked the clerk to call roll:

Rhonda Bear	Present	Stephan Moore	Present
Joseph Brantley	Present	T. Hastings Siegfried	Present
Randy Chandler	Present	Daniel Snead	Present
Alex Gerszewski	Absent	Daryl Woodard	Absent
Erick Harris	Absent		

The roll reflected a quorum.

**2. Approval of Board of Corrections Meeting Minutes**

Chairman Siegfried requested approval of the meeting minutes as presented to members in the BOC packet for January 24, 2024.

**A. November 29, 2023, Meeting Minutes**

**Motion:** Mr. Chandler made the motion to approve the minutes. Mr. Snead seconded the motion.

Rhonda Bear	Approved	Stephan Moore	Approved
Joseph Brantley	Approved	T. Hastings Siegfried	Approved
Randy Chandler	Approved	Daniel Snead	Approved
Alex Gerszewski	Absent	Daryl Woodard	Absent
Erick Harris	Absent		

The meeting minutes from November 29, 2023, were approved by majority vote.

**3. Chairman’s Update**

Chairman Siegfried welcomed everyone to the Board of Corrections meeting.

**4. Director’s Update**

Director Steven Harpe gave updates on a variety of topics including the decline of attrition of staffing, CLEET academy and ODOC academy January start dates, employee surveys, and the upcoming pilot body cam program.

**5. Facility Administrator Update**

Administrator Scott Wallis welcomed BOC members, Director Harpe and staff to Union City Community Corrections Center and gave an overview of the operations of the facility. Union City Community Corrections Center has a population capacity of 224 male inmates. Programs include work release, substance abuse training, pre-high school equivalence, high school equivalence and career tech programs.

**6. Unit Spotlight**

**A. Fleet Management**

Administrator of Fleet Management Vu Duong highlighted projects the Fleet Unit is currently focused on including updating the aging fleet, vehicle maintenance and creating a fleet replacement plan policy. A new transport bus, handicap accessible van and the new pilot program EV Canoo vehicles were on site for tours.

**7. Warden Appointments**

**A. MACC Interim Warden Margaret Green**

Chief Administrator of the Division of Institutions Jim Farris welcomed everyone and provided the biography of Interim Warden Margaret Green and requested approval for her appointment to Warden at Mack Alford Correctional Center. A copy of the biography was included in the BOC packet for January 24, 2024.

Board members provided their support and words of encouragement.

**Motion:** Chairman Siegfried made a motion to approve the appointment of Margaret Green to Warden at Mack Alford Correctional Center. Ms. Bear seconded the motion.

Rhonda Bear	Approved	Stephan Moore	Approved
Joseph Brantley	Approved	T. Hastings Siegfried	Approved
Randy Chandler	Approved	Daniel Snead	Approved
Alex Gerszewski	Absent	Daryl Woodard	Absent
Erick Harris	Absent		

The appointment of Margaret Green as MACC Warden was approved by a majority vote.

**B. LARC Interim Warden David Louthan**

Chief Administrator of the Division of Institutions Jim Farris provided the biography of Interim Warden David Louthan and requested approval for his appointment to Warden at Lexington Assessment and Reception Center. A copy of the biography was included in the BOC packet for January 24, 2024.

Board members provided their support and words of encouragement.

**Motion:** Chairman Siegfried made a motion to approve the appointment of David Louthan

to Warden at Lexington Assessment and Reception Center. Ms. Bear seconded the motion.

Rhonda Bear	Approved	Stephan Moore	Approved
Joseph Brantley	Approved	T. Hastings Siegfried	Approved
Randy Chandler	Approved	Daniel Snead	Approved
Alex Gerszewski	Absent	Daryl Woodard	Absent
Erick Harris	Absent		

The appointment of David Louthan as LARC warden was approved by a majority vote.

**C. DCCC Interim Warden Randy Harding**

Chief Administrator of the Division of Institutions Jim Farris provided the biography of Interim Warden Randy Harding and requested approval for his appointment to Warden at Dick Conner Correctional Center. A copy of the biography was included in the BOC packet for January 24, 2024.

Board members provided their support and words of encouragement.

**Motion:** Chairman Siegfried made a motion to approve the appointment of Randy Harding to Warden at Dick Conner Correctional Center. Mr. Chandler seconded the motion.

Rhonda Bear	Approved	Stephan Moore	Approved
Joseph Brantley	Approved	T. Hastings Siegfried	Approved
Randy Chandler	Approved	Daniel Snead	Approved
Alex Gerszewski	Absent	Daryl Woodard	Absent
Erick Harris	Absent		

The appointment of Randy Harding as DCCC warden was approved by a majority vote.

**8. Agency Budget Update**

**A. Monthly Budget Report**

Chief Financial Officer Ashlee Clemmons welcomed everyone and provided an update on the year-to-date financials as of December 31, 2023, including updates on net position, total carryover and current staffing levels.

**B. Annual Review of Cost of Incarceration**

Chief Clemmons presented the annual review of the FY2023 average cost of incarceration to the board members. A copy of the report was included in the BOC packet for January 24, 2024.

**Motion:** Mr. Chandler made a motion to approve the FY2023 average cost of incarceration. Chairman Siegfried seconded the motion.

Rhonda Bear	Approved	Stephan Moore	Approved
Joseph Brantley	Approved	T. Hastings Siegfried	Approved
Randy Chandler	Approved	Daniel Snead	Approved
Alex Gerszewski	Absent	Daryl Woodard	Absent
Erick Harris	Absent		

The FY2023 annual average cost of incarceration was approved by a majority vote.

## 9. Inmate/Offender Population Update

- A.** Chief Administrator of Classification & Programs Clint Castleberry provided an overview of the inmate/offender population report as of December 31, 2023. A copy of the overview was included in the BOC packet for January 24, 2024.

## 10. Committee Reports – Standing Committees:

### A. Executive

**Chairman** Hastings Siegfried

**Members** Randy Chandler and Rhonda Bear

Members in this committee discussed the proposed BOC agenda and current litigation.

### B. Public Policy/Affairs/Criminal Justice

**Chairman** Erick Harris

**Members** Rhonda Bear, Alex Gerszewski and Hastings Siegfried

Members in this committee discussed the Legislative initiative processes, Public Relations initiatives, Community Outreach initiatives and Reentry programs including Birth Certificate and ID disbursements.

### C. Population/Security/Private Prisons

**Chairman** Hastings Siegfried

**Members** Daniel Snead, Alex Gerszewski and Stephan Moore

Members in this meeting discussed population, Oklahoma Inspector General statistical updates, Office of Threats and Intelligence updates, Private Prisons security updates and ICON offender management system updates.

### D. Audit and Finance

**Chairman** Randy Chandler

**Members** Joseph Brantley, Hastings Siegfried and Daryl Woodard

Members in this meeting discussed the BOC Budget Reports and county jail backup funding.

## 11. New Business

There was no new business.

## 12. Adjournment

**Motion:** Chairman Siegfried made a motion to adjourn the meeting. Ms. Bear seconded the motion.

Rhonda Bear	Approved	Stephan Moore	Approved
Joseph Brantley	Approved	T. Hastings Siegfried	Approved
Randy Chandler	Approved	Daniel Snead	Approved
Alex Gerszewski	Absent	Daryl Woodard	Absent
Erick Harris	Absent		

There being no further business to discuss, the adjournment of the meeting was approved by a majority vote at 2:25 p.m.

Submitted to the Board of Corrections By:

\_\_\_\_\_  
Toni Lee, Minutes Clerk

\_\_\_\_\_  
Date

I hereby certify that these minutes were duly approved by the Board of Corrections on February 28, 2024, in which a quorum was present and voting.

\_\_\_\_\_

Rhonda Bear, Secretary  
Board of Corrections



## HEALTH SERVICES DIVISION OVERVIEW

The Health Services Division is comprised of Medical, Dental, and Mental Health with a mission to “Provide appropriate access to and management of the healthcare needs of our inmates”. Health Services operates medical clinics and provides mental health services at twenty of the twenty-one DOC operated facilities statewide. Inmates at ECCC are taken to JCCC for services. Multiple facilities operate more than one clinic on site, with seven facilities operating with 24-hour medical staff and four Infirmaries located in DCCC, LARC, OSP, and MBCC. Optometry services are available on site at AGCC, GPCC, LARC, and MBCC. DOC dental services are provided on site at nineteen of the twenty-one, with inmates from both BJCC and ECCC, taken to JCCC for dental care. AGCC operates two on site dental clinics.

### Staffing

Health Services has 485 budgeted FTE, with a 15% overall vacancy rate currently. Staffing is comprised of Physicians, Optometrists, Psychiatrists, Psychologists, Physician Assistants, Advance Practice Registered Nurses, RNs, LPNs, Nurse Managers, Health Service Administrators, Lab Technicians, Certified Medication Aides, Health Information Technicians, Medical Secretaries, Dentist, Dental Hygienists, Dental Assistants, Mental Health Clinical Coordinators, Behavioral Health Clinicians, Mental Health Reentry Coordinator, and Clinical Social Workers.

Many of the DOC vacancies are around nursing, although we have made significant growth in 2023 in the recruiting of nurses and continue to decrease over time and use of “outside contract” nurses. DOC is currently utilizing only one “outside contract” provider, and all dental clinics are fully staffed for the first time in many years.

### Health Services Initiatives

In the last several months, we went live with telemedicine with both OU Health specialty clinics and Lindsey Hospital (LMH), as well as increasing our psychiatry visits through telemedicine. A recently hired DOC physician will be conducting an ORL (ENT) clinic for inmates at LMH.

We have secured back our dedicated wing/beds at OU Health and are in the process of adding eight “step-down” beds at LMH, which will be approximately \$350 - \$400 less per day than the current “hospital” bed at LMH.

Three additional infirmary beds were added at DCCC with three more being added in the next few weeks, after approval for a total addition of six. Three additional will

also be added at Lexington within the next few weeks, upon completion of minor construction and approval.

DOC recently became a member of “My Health”, the state’s health information exchange and went live as a part of OU Health epic system for connection to their EHR system for inmate care at their health systems.

We have enhanced our in house wound care where nurses at each facility are receiving outside training and certification and have enhanced our clinical rotations with RN/LPN programs.

All dental X-ray servers/sensors have been updated and replaces and all nursing staff have received tablets to accomplish tasks/charting cell side or location of service.

We are currently undergoing a study of “medical bed needs” to take a more in depth look at the current and long-term needs for handicap, infirmity, convalescent, and dementia care.

## HEALTH SERVICES IMPROVEMENTS

- Nursing Practice Protocols, which are complaint specific guidelines that allow a nurse to assess a patient, render care and administer appropriate medications without needing to see the provider, increased by 25,018 appointments.

	Nursing Protocols 2022	Nursing Protocols 2023
<b>Total</b>	<b>91,958</b>	<b>116,976</b>

- Inmate initiated medical visits (sick call requests) have **decreased** by 3,410.

	SCR 2022 (Medical/ Optometrist)	SCR 2023 (Medical/ Optometrist)
<b>Total</b>	<b>72,236</b>	<b>68,826</b>

- Laboratory blood draws and testing increased by 14,120 tests.

	Laboratory 2022	Laboratory 2023
<b>Total</b>	<b>107,591</b>	<b>121,711</b>

- Medication processing increased by 53,403 prescriptions.

	Medications Processed 2022	Medications Processed 2023
<b>Total</b>	<b>505,856</b>	<b>559,259</b>

- Patients seen for Chronic Clinic Care visits, which are seen by the providers, but normally scheduled and prepped by the nurse, increased by 1,266 inmates.

	Chronic Clinic 2022	Chronic Clinic 2023
<b>Total</b>	<b>8,539</b>	<b>9,805</b>

- Provider visits increased by 4,451 appointments.

	Providers Visits 2022	Providers Visits 2023
<b>Total</b>	<b>57,095</b>	<b>61,546</b>

- Routine dental visits increased by 784. This will continue to increase as our coverage in the southeastern region has tripled to quadrupled in terms of man hours. We are seeing sick calls in a timely manner and starting to be able to take care of routine care issues as well as sick calls. Grievances should decrease, but two of the three dentists most recently hired dentist have just started working, so the impact will be greater going forward.

	Routine Dental Visits 2022	Routine Dental Visits 2023
<b>Total</b>	<b>22,918</b>	<b>23,702</b>

- Nursing vacancy rates have decreased, which decreases the need for both overtime and agency nursing staff.

Positions	December 2022			December 2023		
	FTEs	Vacancies	Vacancy Rate	FTEs	Vacancies	Vacancy Rate
Facility NM	17	2	11.76%	19	1	5.26%
Registered Nurse	47	16	34.04%	64	8	12.50%
Licensed Practical Nurse	78	30	38.46%	108	21	19.44%
Patient Care Assistant	37	7	18.92%	48	11	22.92%
Laboratory Technician	3	0	0.00%	5	1	20.00%
All Facility Nursing Positions	182	55	<b>30.22%</b>	244	42	<b>17.21%</b>

- With the increase in staffing levels, nurse/patient ratios have significantly increased, particularly at the big 6 facilities, which has a direct impact on the quality of care rendered.
- Able to retain high caliber, tenured nurses due to the increase in salary.
- Ability to attract and hire quality nurses/CMAs due to competitive salary, as evidenced by reports from multiple facilities of exceptional nurses/CMAs recently hired.
- Facility reports of potential employees inquiring about job openings, which seldom or never has occurred in the past.
- Adequate staffing and increase in applicants allow the nurse manager to appropriately release staff that do not perform job duties in alignment with the DOC mission statement and vision.
- Facility reports of more time for staff meetings and team building, which has increased communication and improved morale.
- Reports of decrease in mandatory OT, which has resulted in a better work/life balance.
- Facility reports of decreased stress due to manageable workloads.
- Mandatory Chronic Clinic appointments were reportedly anywhere from 1 month to up to 2 years behind, are now being scheduled and caught up at most facilities.
- Access to care performance improvements audit revealed improvement to 100% in 2023, which was not the case in 2022.
- When understaffed, the priorities were medications and emergencies. Now that facilities are staffed, they are reporting they can provide actual care AND follow up to that care.

- Reports that staff are not missing as many days of work as before.
- Less requirements of staff to travel and support other facilities. It is now more of a volunteer system.
- Overall nursing care is more specific and individualized.
- Some facilities were able to certify and train a wound care nurse, thus decreasing hospital admissions and utilization of expensive supplies. A wound care position would have been unobtainable during the staffing shortage as basic nursing care was priority.
- **Increasing both the physician and mid-level provider salaries has certainly made a difference in the number of applicants for DOC provider positions. We currently have only one agency provider with the plans for her to join DOC fulltime after her agency contract is completed. All other medical DOC provider positions are now filled. The most pressing medical provider need now is an optometry position at LARC. It has remained unfilled since Dr Hull's retirement requiring outside providers for optometry visits. In 2023, Agency Contracted Provider payments through September were over \$634,000.00. By March that number should be zero.**

#### **MENTAL HEALTH:**

- Creating and filling additional psychiatric provider positions has allowed us to reduce the use of contract psychiatrists. Allowing the positions to include telemedicine has increased applicant submissions for these positions

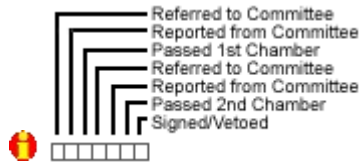
**The cost and hours used for psychiatry contract providers has reduced from over \$73,000 per month to just \$26,000 in December.**

**Once we fill the most recent posted position, APRN at EWCC, we should no longer have a need for contract psychiatry.**

- An additional positive outcome of not using contract providers, involves our ODOC employed providers to not have to cover as many after-hours' crises and concerns at the locations the contract providers have served. Additionally, having our employed providers has allowed us to be more efficient with our own QMHP work hours as well as more efficient with officers' time because of increased flexibility in scheduling inmates to be seen.
- Increasing our staffing overall has allowed us to provide services to more inmates to help ensure we are providing appropriate care to all those who are in need. With the increase in mental health assessment requirements for inmates in restrictive housing, the need for additional QMHPs has been needed. As we continue to increase our staffing, our goal to is provide care to all inmates required to be seen as well as to increase prevention efforts.
- We are on track to meet our goal of having 500 inmates annually established with integrated discharge managers.

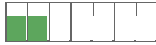


## Bill Status Report



### 2024 - DOC Request Bills

HB 3001



Worthen, Rande(R)  
Gollihare, Todd (F)(R)

Increases the maximum value of any contract in the competitive bidding process for the Dept. of Corrections during an emergency from \$250,000 to \$500,000; EMERGENCY.

**Bill History:** 02-06-24 H Voted from committee - Do Pass House General Government

HB 3749



Grego, Jim(R)  
Murdock, Casey(R)

Creates a Dept. of Corrections Prison Rodeo Fund to restore and operate the prison rodeo and makes an appropriation to the fund; EMERGENCY.

**Bill History:** 02-06-24 H Referred to House Committee on House Appropriations & Budget

SB 873



Jett, Shane (F)(R)  
Humphrey, Justin J.J.(R)

Broadens which state employees may sign up for the Law Enforcement Retirement System, details procedures for accruing service credits and procedures for employees switching from the Public Employees Retirement Program.

**Bill History:** 11-17-23 S Carried Over

SB 1427



Jech, Darcy(R)  
Grego, Jim(R)

Creates a State Penitentiary Prison Rodeo Fund for the maintenance of the OK State Penitentiary prison rodeo arena for economic development and makes an appropriation to the fund; EMERGENCY.

**Bill History:** 02-21-24 S Returned to full committee Senate Appropriations

SB 1642



Howard, Brent(R)  
Manger, Robert(R)

Adds inmates with a sentence of life without the possibility of parole to certain exemptions pertaining to the disbursement of wages earned by the inmate.

**Bill History:** 02-08-24 S Voted from committee - Do Pass Senate Public Safety

SB 1724



Howard, Brent(R)  
Hill, Brian(R)

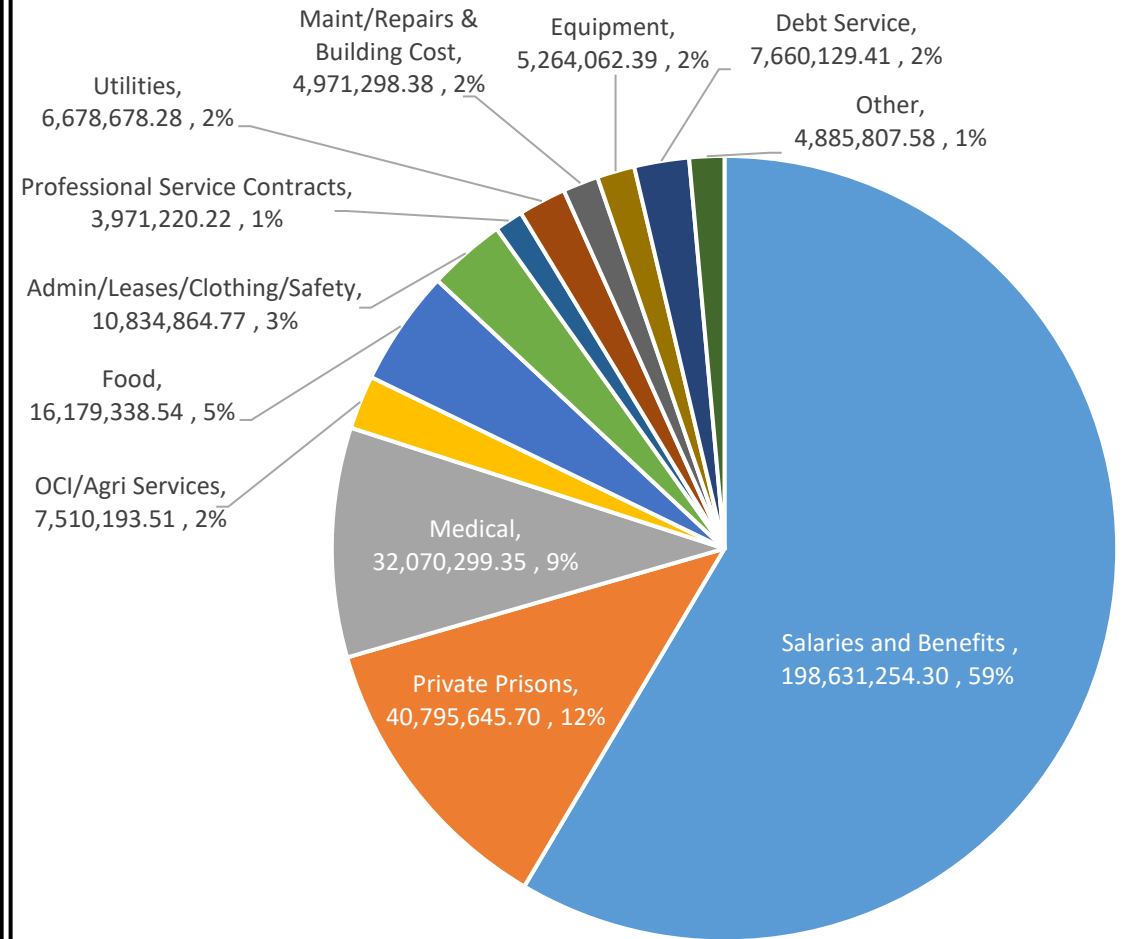
Authorizes courts to require Service OK to stay actions against the driving privileges of certain individuals, outlines procedures to regain driving privileges, and allows courts to maintain related jurisdiction for a set time.

**Bill History:** 02-06-24 S Voted from committee - Do Pass  
Senate Judiciary

**BUDGET TO ACTUALS**

Department	Budget	Payroll Expenditures	Operating Expenditures	Total Expenditures	Available Budget Balance	% of Budget Remaining
Institutions	240,820,840	94,892,591	32,648,290	127,540,882	113,279,958	47%
Probation & Parole	35,454,841	18,585,617	826,432	19,412,049	16,042,792	45%
Community Corrections	21,385,311	9,340,971	1,869,255	11,210,227	10,175,084	48%
Inmate Programs – GPS	25,063,247	10,083,461	1,513,999	11,597,459	13,465,788	54%
Community Sentencing	3,501,159	605,802	703,278	1,309,081	2,192,078	63%
Contracted Services	74,922,641	570,306	40,795,646	41,365,952	33,556,689	45%
General Operations	27,346,553	1,171,412	11,182,505	12,353,917	14,992,636	55%
Central Office Operations	48,672,378	24,051,904	1,337,422	25,389,327	23,283,051	48%
Divisional Operations	30,121,808	6,493,084	3,436,184	9,929,269	20,192,539	67%
Health Services	109,345,092	27,665,252	32,070,299	59,735,551	49,609,541	45%
Information Technology	22,573,517		7,038,030	7,038,030	15,535,486	69%
Prison Industries	31,940,150	5,170,852	7,400,197	12,571,049	19,369,101	61%
<b>TOTAL</b>	<b>671,147,537</b>	<b>198,631,254</b>	<b>140,821,538</b>	<b>339,452,792</b>	<b>331,694,744</b>	

**EXPENDITURES**



Funding Source	Budget	Expenditure	Enc. / Pre-Enc.	Remaining Payroll	Available Budget Balance	Forecast Fund Balance
Appropriation (Includes FY23 C/O \$46.8M)	599,491,697	319,654,714	102,078,566	163,816,355	13,942,062	11,354,008
Federal Funds	3,174,188	650,219	846,551	173,381	1,504,037	
Revolving Funds	68,481,652	19,147,859	27,291,808	5,280,068	16,761,916	

Net Position	
Payroll	14,353,095
Medical	(3,103,905)
Contract Beds	
Private Prisons	(268,652)
Halfway Houses	373,470
Jail Backup	0
<b>Grand Total</b>	<b>11,354,008</b>

STAFFING LEVELS				
	Budget	November	December	January
Correctional Officers	1,533	1,331	1,303	1,325
Probation Officers	313	239	238	235
Medical	439	406	403	405
Other	1,854	1,727	1,732	1,719
<b>Total Staff</b>	<b>4,140</b>	<b>3,705</b>	<b>3,675</b>	<b>3,683</b>


**STAFFING UPDATES**  
(in comparison to previous month)

**CO's** ↑ 22 / 1.6%

**PO's** ↓ 3 / 1.2%

**Medical** ↑ 2 / 0.4%

**Other** ↑ 8 / 0.4%



**OKLAHOMA  
Corrections**

**BUDGET  
UPDATE**  
as of January 31, 2024

\* FTE Budget Adjusted for AGCC 191-75= 116 increase 52 CO, 23.5 Medical, 40.5 Other

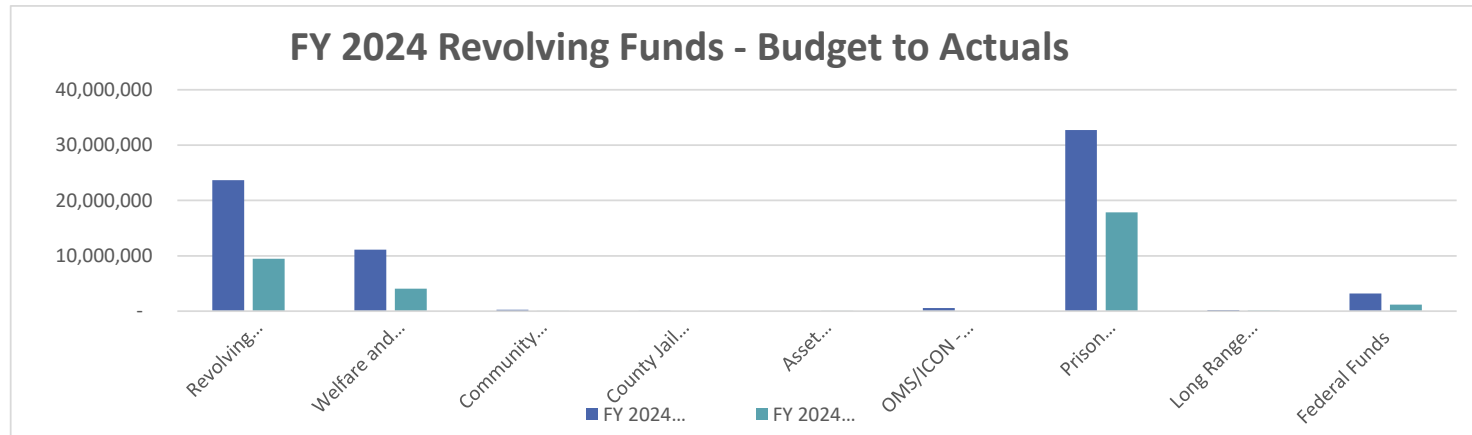


## Three Year Expenditure Comparison

	FY 24 <u>July - January</u>	% Change from <u>FY 23</u>	FY 23 <u>July - January</u>	% Change from <u>FY 22</u>	FY 22 <u>July - January</u>
Salaries and Benefits					
Salaries	121,529,591	6%	114,474,420	14%	100,271,956
Overtime	21,306,520	37%	15,597,414	37%	11,415,674
Insurance	26,145,243	3%	25,433,299	-7%	27,386,233
Retirement	29,649,900	4%	28,420,827	15%	24,718,907
Contract Beds	21,389	-15%	25,030	5%	23,886
Private Prisons	35,519,810	11%	32,106,800	-16%	38,110,864
Halfway Houses	701,295	23%	571,973	-43%	1,008,185
Contracted County Jails	-	0%	-	-100%	10,719
Jail Backup	4,412,232	24%	3,551,553	16%	3,053,970
Jail Backup Transportation Reim	140,920	35%	104,295	11%	93,617
Medical Services	25,712,679	7%	24,038,305	11%	21,739,059
Hep C Treatment	6,357,620	105%	3,107,090	-35%	4,799,378
Institutions	32,648,290	84%	17,714,757	25%	14,134,288
Probation and Parole	826,432	-4%	858,420	-6%	909,896
Community Corrections	1,869,255	25%	1,490,956	31%	1,135,975
Inmate Programs	1,513,999	-11%	1,705,840	14%	1,493,624
Community Sentencing	703,278	-21%	891,544	-1%	897,526
General Operations	11,182,505	8%	10,398,490	8%	9,590,741
NFCC Lease - GPCC Moved to Inst	-	-100%	8,144,000	0%	8,144,000
Central Office Operations	1,337,422	62%	827,570	11%	746,430
Divisional Operations	3,436,184	-62%	9,103,727	16%	7,870,726
IT	5,570,138	26%	4,422,477	-10%	4,898,757
Offender Management System	1,467,892	-35%	2,241,920	28%	1,751,668
OCI / Agri-Services	7,400,197	-16%	8,762,571	31%	6,689,069
	<u>339,452,792</u>		<u>313,993,276</u>		<u>290,895,150</u>

### Three Year Revolving Fund Comparison

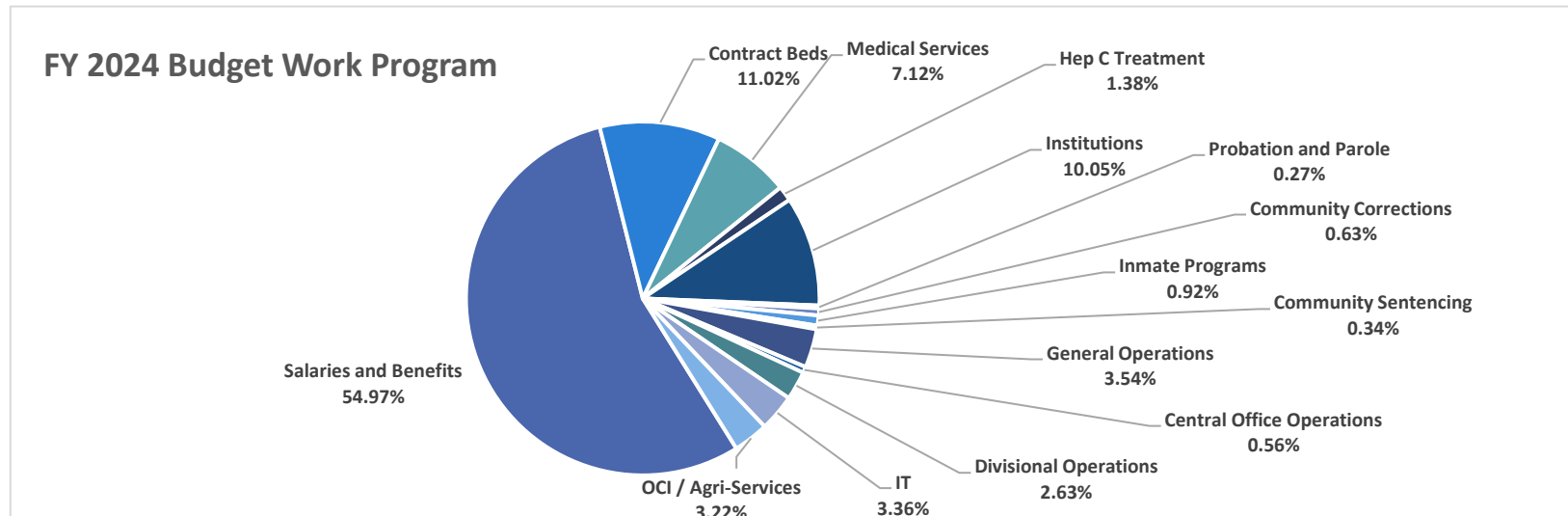
	FY 2024 Budget	FY 2024 Actuals July - January	% Change from FY 23	FY 2023 Actuals July - January	% Change from FY 22	FY 2022 Actuals July - January
200 Revolving Fund	23,645,936	9,473,050	5%	9,027,667	48%	6,112,917
205 Welfare and Rec. Fund	11,093,730	4,070,991	-11%	4,587,373	12%	4,109,798
210 Community Sentencing	230,000	59,910	32%	45,274	-16%	53,687
225 County Jail Transportation	40,727	-	0%	-	0%	-
230 Asset Forfeitures/Seizures Fund	-	11,915	100%	-	0%	-
235 OMS/ICON - Transfer of Funds	551,242	-	0%	-	0%	5,387,235
280 Prison Industries	32,712,863	17,827,219	18%	15,056,424	-5%	15,788,651
283 Long Range Capital Planning	207,154	79,803	100%	-	0%	-
410 & 430 Federal Funds	3,174,188	1,200,481	13%	1,061,859	-33%	1,595,156
	<b>71,655,840</b>	<b>32,723,371</b>	<b>9.9%</b>	<b>29,778,597</b>	<b>-9.9%</b>	<b>33,047,445</b>



## FY 2024 Budget Work Program

	<u>Current Budget</u>	<u>Expenditures</u>	<u>Encumbrances</u>	<u>Available Balance</u>
Salaries and Benefits	368,911,023	198,631,254	1,009,965	169,269,804
Contract Beds	73,929,769	40,795,646	32,510,729	623,394
Medical Services	47,776,160	25,712,679	16,017,404	6,046,077
Hep C Treatment	9,240,000	6,357,620	1,795,543	1,086,837
Institutions	67,458,781	32,648,290	32,594,421	2,216,070
Probation and Parole	1,810,887	826,432	824,077	160,379
Community Corrections	4,244,025	1,869,255	2,112,050	262,719
Inmate Programs	6,169,060	1,513,999	2,985,982	1,669,079
Community Sentencing	2,280,750	703,278	965,168	612,303
General Operations	23,744,649	11,182,505	7,207,395	5,354,749
Central Office Operations	3,750,400	1,337,422	1,118,713	1,294,264
Divisional Operations	17,640,359	3,436,184	8,680,599	5,523,575
IT	22,573,517	7,038,030	10,869,515	4,665,971
OCI / Agri-Services	21,618,157	7,400,197	11,525,363	2,692,597
<b>Grand Total</b>	<b><u>671,147,537</u></b>	<b><u>339,452,792</u></b>	<b><u>130,216,926</u></b>	<b><u>201,477,819</u></b>

FY 2024 Budget Work Programs includes all funding sources.



**Oklahoma Department of Corrections**  
FY 2024 Appropriation as of January 31, 2024

Account Code	Budgeted	Expenditures	Encumbered	Pre-Encumbered	Committed	Balance
11,12,13 Payroll, Insurance, FICA and Retirement	358,151,446.00	193,325,126.16	1,009,964.51	-	194,335,090.67	163,816,355.33
15 Professional Services	81,787,571.00	45,827,833.18	34,931,569.76	35,000.00	80,794,402.94	993,168.06
17 Moving Expenses	-	23,376.00	101,624.00	-	125,000.00	(125,000.00)
19 Flexible Benefits	350,000.00	142,234.96	192,765.04	-	335,000.00	15,000.00
21, 22 Travel	1,231,552.00	792,236.20	137,606.42	-	929,842.62	301,709.38
31 Miscellaneous Administrative Expenses	20,235,922.00	10,936,934.07	9,504,083.98	1,689.60	20,442,707.65	(206,785.65)
32 Rent Expense	20,636,125.00	7,728,125.98	8,596,637.07	254,726.12	16,579,489.17	4,056,635.83
33 Maintenance & Repair Expense	9,133,705.00	4,166,650.83	2,639,954.11	31,876.00	6,838,480.94	2,295,224.06
34 Specialized Supplies and Materials	54,240,322.00	31,147,202.62	20,265,653.75	-	51,412,856.37	2,827,465.63
35 Production, Safety and Security	2,722,192.00	931,156.21	1,702,845.21	-	2,634,001.42	88,190.58
36 General Operating Expenses	669,152.00	316,049.85	108,920.57	-	424,970.42	244,181.58
37 Shop Supplies	2,529,189.00	1,440,562.93	433,763.55	1,058,000.00	2,932,326.48	(403,137.48)
41 Property Furniture and Equipment	18,976,208.00	4,682,459.11	6,450,296.53	14,129.40	11,146,885.04	7,829,322.96
42 Library Equipment and Resources	3,400.00	-	-	-	-	3,400.00
43 Lease Purchase	176,862.00	117,634.22	59,226.89	-	176,861.11	0.89
44 Live Stock – Poultry	-	-	5,000.00	-	5,000.00	(5,000.00)
45,46,47 Building Construction and Renovation	-	-	2,051.00	-	2,051.00	(2,051.00)
48 Bond Payment	10,450,040.00	7,542,495.19	3,135,197.77	-	10,677,692.96	(227,652.96)
49 Inter-Agency Payments	-	-	-	-	-	-
51 Inmate Pay and Health Services	750,000.00	308,634.97	421,465.05	-	730,100.02	19,899.98
52 Scholarships, Tuition and other incentives	2,500.00	-	-	-	-	2,500.00
53 Refunds, Indemnities, and Restitution	-	-	-	-	-	-
54 Jail Back Up and others	6,328,142.00	4,584,609.37	2,030,031.32	-	6,614,640.69	(286,498.69)
55,59 Assistance Payments to Agencies	-	-	-	-	-	-
60 Authority Orders	-	-	6,591,458.20	-	6,591,458.20	(6,591,458.20)
61 Loans, Taxes, and other Disbursements	2,270.00	1,950.93	823.07	-	2,774.00	(504.00)
62 Transfers – Inmate Medical Payments	11,115,099.00	5,639,441.04	2,362,206.96	-	8,001,648.00	3,113,451.00
64 Merchandise for Resale	-	-	-	-	-	-
<b>TOTAL</b>	<b>599,491,697.00</b>	<b>319,654,713.82</b>	<b>100,683,144.76</b>	<b>1,395,421.12</b>	<b>421,733,279.70</b>	<b>177,758,417.30</b>
<b>Funding</b>						
19311 FY 2023 Carryover	46,884,757.01	25,113,129.92	12,430,327.78	-	37,543,457.70	9,341,299.31
19401 GRF Appropriations	552,606,940.00	294,541,583.90	88,252,816.98	1,395,421.12	384,189,822.00	168,417,118.00
<b>TOTAL</b>	<b>599,491,697.01</b>	<b>319,654,713.82</b>	<b>100,683,144.76</b>	<b>1,395,421.12</b>	<b>421,733,279.70</b>	<b>177,758,417.31</b>
					Remaining Payroll	163,816,355.33
						13,942,061.98

**Oklahoma Department of Corrections**  
*Statement of Revenues, Expenditures and Changes in Fund Balances*  
 Non-Appropriated Funds  
 As of July 1, 2023 through January 31, 2024

	200 Fund	205 Fund	210 Fund	225 Fund	230 Fund	235 Fund	280 Fund	283 Fund	Funds
<b>Revenues</b>									
Current:									
Disbursement Fees	\$ 5,357.72	\$ -	\$ -	\$ -	\$ -	\$ -	\$ -	\$ -	\$ 5,357.72
Sale of Contraband	16,473.99	-	-	-	-	-	-	-	16,473.99
Bank Charge Back / Returned Check Fee	-	-	-	-	-	-	-	-	-
Other Fines, Forfeits, Penalties (Admin. Fees, Inst. Debts)	70,316.11	-	59,910.21	-	-	-	-	-	130,226.32
Interest on Investments	256,700.22	14,087.97	-	-	-	-	112,546.04	-	383,334.23
Rent from Land & Buildings	16,819.41	-	-	-	-	-	-	-	16,819.41
Insurance and Other Reimbursement for Damages	105,062.48	-	-	-	-	-	-	-	105,062.48
Reimbursement for Administrative Expense (PPWP)	101,078.77	-	-	-	-	-	-	-	101,078.77
Reimbursement of Data Processing Fees	-	-	-	-	-	-	-	-	-
Reimbursement for Travel Expense	-	-	-	-	-	-	-	-	-
Federal Reimbursements	2,127,331.63	-	-	-	-	-	-	-	2,127,331.63
Federal Funds Rec'd from Non-Gov. Ag.	243,926.16	-	-	-	-	-	-	-	243,926.16
Refunded Money Previously Disbursed - Goods & Services	505,261.79	-	-	-	-	-	-	-	505,261.79
Reimbursement for Funds Expended (Refunds - Payroll Reim.)	62,881.20	-	-	-	-	-	-	-	62,881.20
Pharmaceuticals Rebate	-	-	-	-	-	-	-	-	-
Program Income (Dog Programs)	270.00	-	-	-	-	-	-	-	270.00
Other Grants, Refunds and Reimbursements (P-card Rebate)	271,306.10	-	-	-	-	-	28,926.85	-	300,232.95
Farm Products General	-	-	-	-	-	-	8,640,529.62	-	8,640,529.62
Charge for Service - (Water Treatment Plant)	26,950.00	-	-	-	-	-	-	-	26,950.00
Laboratory and Medical Services	89,089.57	-	-	-	-	-	-	-	89,089.57
Sale of Documents (Copies)	20,236.02	-	-	-	-	-	-	-	20,236.02
Food & Beverage Sales	41,806.88	-	-	-	-	-	-	-	41,806.88
Canteen and Concession Income	-	4,056,903.46	-	-	-	-	-	-	4,056,903.46
Sale of Merchandise	-	-	-	-	-	-	9,009,079.93	-	9,009,079.93
Registration Fees	-	-	-	-	-	-	-	-	-
Paper & Other Recyclable Materials	-	-	-	-	-	-	-	-	-
Notification of Confinement - Social Security Admin	49,800.00	-	-	-	-	-	-	-	49,800.00
Contributions - Patients & Inmates	215,062.00	-	-	-	-	-	-	-	215,062.00
Probation & Parole Fees, DNA Fees, GPS Fees, Restitution Fees	1,965,738.49	-	-	-	-	-	-	-	1,965,738.49
Asset Forfeiture - Federal Judgements	-	-	-	-	11,915.22	-	-	-	11,915.22
Deposits by Patients and Offenders (Program Fees - Work Release)	3,192,207.82	-	-	-	-	-	36,136.42	-	3,228,344.24
Sale of Salvage	89,374.03	-	-	-	-	-	-	-	89,374.03
Sale of Land and/or Land Improvements	-	-	-	-	-	-	-	-	-
Funds Transferred from LRCPC	-	-	-	-	-	-	-	79,803.20	79,803.20
<b>Total Revenues</b>	<b>9,473,050.39</b>	<b>4,070,991.43</b>	<b>59,910.21</b>	<b>-</b>	<b>11,915.22</b>	<b>-</b>	<b>17,827,218.86</b>	<b>79,803.20</b>	<b>31,522,889.31</b>
<b>Expenditures</b>									
Current:									
Payroll	47,041.79	-	-	-	-	-	5,096,869.38	-	5,143,911.17
Professional Services	2,768,601.08	856,394.68	73,572.72	-	-	101,382.50	166,067.01	44,250.00	4,010,267.99
Travel	32,043.85	7,687.07	10,772.14	-	-	-	34,428.89	-	84,931.95
Misc. Admin. Expenses	17,779.65	321,740.36	90.00	-	-	-	400,710.31	-	740,320.32
Rent	21,026.41	56,778.03	-	-	-	-	84,438.29	-	166,121.79
Maintenance and Repair	777,430.19	233,831.12	-	-	-	-	635,336.42	-	1,646,597.73
Specialized Supplies and Materials	172,573.78	460,830.56	405.61	-	-	-	337,584.89	-	971,394.84
Production, Safety and Security	514,282.85	30,744.95	742.50	-	-	-	196,074.14	-	741,844.44
General Operating Expenses	3,168.31	129,285.09	587.82	-	-	-	25,425.92	-	158,467.14
Shop Expense	106,545.67	35,412.33	2,659.50	-	-	-	882,121.36	-	1,026,738.86
Furniture and Equipment	789,077.29	283,832.31	-	-	-	-	41,586.60	-	3,439,960.67
Library Equipment and Resources	-	-	-	-	-	-	-	-	-
Lease Purchases	-	-	-	-	-	-	-	-	-
Livestock and Poultry	-	-	-	-	-	-	-	-	-
Land and Right-of-way	-	-	-	-	-	-	-	-	-
Building, Construction and Renovation	1,440.00	-	-	-	-	-	36,830.00	-	38,270.00
Debt Service	-	-	-	-	-	-	-	-	-
Inmate Pay and Health Services	9,897.39	1,802,885.42	-	-	-	-	619,369.53	-	2,432,152.34
Tuitions, Awards and Incentives	-	-	-	-	-	-	-	-	-
Refunds and Restitutions	-	-	-	-	-	-	-	-	-
Jail Backup, County Jails and Other	2,260,633.23	-	-	72,353.27	-	-	-	-	2,332,986.50
Payment to Gov. Sub-Division	-	-	-	-	-	-	-	-	-
Assistance Payments to Agencies	-	-	-	-	-	-	-	-	-
Loans, Taxes and other Disbursements	55.79	-	-	-	-	-	-	-	55.79
Transfers - Out Sourced Health Care	1,397,665.62	-	-	-	-	-	-	-	1,397,665.62
Merchandise for Resale	1,507.23	-	-	-	-	-	5,820,861.84	-	5,822,369.07
<b>Total Expenditures</b>	<b>8,920,770.13</b>	<b>4,219,421.92</b>	<b>88,830.29</b>	<b>72,353.27</b>	<b>-</b>	<b>2,430,726.03</b>	<b>14,377,704.58</b>	<b>44,250.00</b>	<b>30,154,056.22</b>
<b>Excess of Revenues Over (Under) Expenditures</b>	<b>552,280.26</b>	<b>(148,430.49)</b>	<b>(28,920.08)</b>	<b>(72,353.27)</b>	<b>11,915.22</b>	<b>(2,430,726.03)</b>	<b>3,449,514.28</b>	<b>35,553.20</b>	<b>1,368,833.09</b>
<b>Cash</b>									
Beginning Cash Balance	16,920,789.85	873,902.57	1,161,140.34	72,451.36	-	2,558,052.41	6,859,810.75	184,000.00	28,630,147.28
Revenue Received this Year	9,473,050.39	4,070,991.43	59,910.21	-	11,915.22	-	17,827,218.86	79,803.20	31,522,889.31
Expenditures made this Year	(8,920,770.13)	(4,219,421.92)	(88,830.29)	(72,353.27)	-	(2,430,726.03)	(14,377,704.58)	(44,250.00)	(30,154,056.22)
Beginning Change in Liabilities	(27,458.33)	(2,619.09)	(855.00)	-	-	-	(446,843.34)	-	(477,775.76)
Transfers	(2,401.09)	-	-	-	-	-	-	-	(2,401.09)
Adjustments	-	-	-	-	-	-	-	-	-
<b>Ending Cash Balance</b>	<b>\$ 17,443,210.69</b>	<b>\$ 722,852.99</b>	<b>\$ 1,131,365.26</b>	<b>\$ 98.09</b>	<b>\$ 11,915.22</b>	<b>\$ 127,326.38</b>	<b>\$ 9,862,481.69</b>	<b>\$ 219,553.20</b>	<b>\$ 29,518,803.52</b>

**Oklahoma Department of Corrections**  
 Statement of Revenues, Expenditures and Changes in Fund Balances  
 Non- Appropriated Funds  
 For the Month of January 2024

	200 Fund	205 Fund	210 Fund	225 Fund	230 Fund	235 Fund	280 Fund	283 Fund	Funds
<b>Revenues</b>									
Current:									
Disbursement Fees	739.07	-	-	-	-	-	-	-	739.07
Sale of Contraband	984.74	-	-	-	-	-	-	-	984.74
Bank Charge Back / Returned Check Fee	-	-	-	-	-	-	-	-	-
Other Fines, Forfeits, Penalties (Admin. Fees, Inst. Debts)	9,582.26	-	8,703.21	-	-	-	-	-	18,285.47
Interest on Investments	37,846.73	2,620.84	-	-	-	-	19,172.15	-	59,639.72
Rent from Land & Buildings	2,020.92	-	-	-	-	-	-	-	2,020.92
Insurance and Other Reimbursement for Damages	-	-	-	-	-	-	-	-	-
Reimbursement for Administrative Expense (PPWP)	29,566.31	-	-	-	-	-	-	-	29,566.31
Reimbursement of Data Processing Fees	-	-	-	-	-	-	-	-	-
Reimbursement for Travel Expense	-	-	-	-	-	-	-	-	-
Federal Reimbursements	1,062,646.88	-	-	-	-	-	-	-	1,062,646.88
Federal Funds Rec'd from Non-Gov. Ag.	210,000.00	-	-	-	-	-	-	-	210,000.00
Refunded Money Previously Disbursed - Goods & Services	-	-	-	-	-	-	-	-	-
Reimbursement for Funds Expended (Refunds - Payroll Reim.)	7,745.56	-	-	-	-	-	-	-	7,745.56
Pharmaceuticals Rebate	-	-	-	-	-	-	-	-	-
Program Income (Dog Programs)	-	-	-	-	-	-	-	-	-
Other Grants, Refunds and Reimbursements (P-card Rebate)	-	-	-	-	-	-	-	-	-
Farm Products General	-	-	-	-	-	-	2,047,045.34	-	2,047,045.34
Charge for Service - (Water Treatment Plant)	7,700.00	-	-	-	-	-	-	-	7,700.00
Laboratory and Medical Services	12,422.18	-	-	-	-	-	-	-	12,422.18
Sale of Documents (Copies)	1,658.80	-	-	-	-	-	-	-	1,658.80
Food and Beverage Sales	23,086.13	-	-	-	-	-	-	-	23,086.13
Canteen and Concession Income	-	294,348.91	-	-	-	-	-	-	294,348.91
Sale of Merchandise	-	-	-	-	-	-	1,053,515.88	-	1,053,515.88
Registration Fees	-	-	-	-	-	-	-	-	-
Paper & Other Recyclable Materials	-	-	-	-	-	-	-	-	-
Notification of Confinement - Social Security Admin	-	-	-	-	-	-	-	-	-
Contributions - Patients & Inmates	212,399.84	-	-	-	-	-	-	-	212,399.84
Probation & Parole Fees, DNA Fees, GPS Fees, Restitution Fees	417,706.16	-	-	-	-	-	-	-	417,706.16
Asset Forfeiture - Federal Judgements	-	-	-	-	-	-	-	-	-
Deposits by Patients and Offenders (Program Fees - Work Release)	-	-	-	-	-	-	2,076.50	-	2,076.50
Sale of Salvage	-	-	-	-	-	-	-	-	-
Sale of Land and/or Land Improvements	-	-	-	-	-	-	-	-	-
<b>Total Revenues</b>	<b>2,036,105.58</b>	<b>296,969.75</b>	<b>8,703.21</b>	<b>-</b>	<b>-</b>	<b>-</b>	<b>3,121,809.87</b>	<b>-</b>	<b>5,463,588.41</b>
<b>Expenditures</b>									
Current:									
Payroll	6,271.49	-	-	-	-	-	703,546.23	-	709,817.72
Professional Services	442,046.48	21,760.60	11,641.79	-	-	-	7,157.22	-	482,606.09
Travel	4,657.25	440.00	1,659.29	-	-	-	3,831.71	-	10,588.25
Misc. Admin. Expenses	(1,800.93)	35,796.70	-	-	-	-	55,051.37	-	89,047.14
Rent	4,314.67	6,822.72	-	-	-	-	16,233.40	-	27,370.79
Maintenance and Repair	117,532.47	26,114.09	-	-	-	-	88,819.32	-	232,465.88
Specialized Supplies and Materials	52,992.11	75,499.13	78.44	-	-	-	61,903.74	-	190,473.42
Production, Safety and Security	2,652.43	961.72	139.50	-	-	-	25,973.97	-	29,727.62
General Operating Expenses	-	12,904.28	110.82	-	-	-	1,634.96	-	14,650.06
Shop Expense	11,011.88	157.88	89.00	-	-	-	398,496.10	-	409,754.86
Furniture and Equipment	631,400.78	28,922.35	-	-	-	251,985.33	2,524.19	-	914,832.65
Library Equipment and Resources	-	-	-	-	-	-	-	-	-
Lease Purchases	-	-	-	-	-	-	-	-	-
Livestock and Poultry	-	-	-	-	-	-	-	-	-
Land and Right-of-way	-	-	-	-	-	-	-	-	-
Building, Construction and Renovation	-	-	-	-	-	-	-	-	-
Debt Service	-	-	-	-	-	-	-	-	-
Inmate Pay and Health Services	-	425,917.87	-	-	-	-	170,816.70	-	596,734.57
Tuitions, Awards and Incentives	-	-	-	-	-	-	-	-	-
Refunds and Restitutions	-	-	-	-	-	-	-	-	-
Jail Backup, County Jails and Other	104,580.03	-	-	22,486.26	-	-	-	-	127,066.29
Payment to Gov. Sub-Division	-	-	-	-	-	-	-	-	-
Assistance Payments to Agencies	-	-	-	-	-	-	-	-	-
Loans, Taxes and other Disbursements	-	-	-	-	-	-	-	-	-
Transfers - Out Sourced Health Care	368,359.26	-	-	-	-	-	-	-	368,359.26
Merchandise for Resale	-	-	-	-	-	-	525,615.33	-	525,615.33
<b>Total Expenditures</b>	<b>1,744,017.92</b>	<b>635,297.34</b>	<b>13,718.84</b>	<b>22,486.26</b>	<b>-</b>	<b>251,985.33</b>	<b>2,061,604.24</b>	<b>-</b>	<b>4,729,109.93</b>
<b>Excess of Revenues Over (Under) Expenditures</b>	<b>(1,744,017.92)</b>	<b>(635,297.34)</b>	<b>(13,718.84)</b>	<b>(22,486.26)</b>	<b>-</b>	<b>(251,985.33)</b>	<b>(2,061,604.24)</b>	<b>-</b>	<b>(4,729,109.93)</b>
<b>Cash</b>									
Beginning Cash Balance	17,193,491.67	1,035,377.34	1,136,380.89	26,083.59	11,915.22	379,311.71	9,078,933.06	219,553.20	29,081,046.68
Revenue Received this Month	2,036,105.58	296,969.75	8,703.21	-	-	-	3,121,809.87	-	5,463,588.41
Expenditures made this Month	(1,744,017.92)	(635,297.34)	(13,718.84)	(22,486.26)	-	(251,985.33)	(2,061,604.24)	-	(4,729,109.93)
Beginning Change in Liabilities	(42,368.64)	25,803.24	-	(3,499.24)	-	-	(276,657.00)	-	(296,721.64)
Transfers (Cares Act Funding & OMS/IKON Funding)	-	-	-	-	-	-	-	-	-
Adjustments	-	-	-	-	-	-	-	-	-
<b>Ending Cash Balance</b>	<b>\$ 17,443,210.69</b>	<b>\$ 722,852.99</b>	<b>\$ 1,131,365.26</b>	<b>\$ 98.09</b>	<b>\$ 11,915.22</b>	<b>\$ 127,326.38</b>	<b>\$ 9,862,481.69</b>	<b>\$ 219,553.20</b>	<b>\$ 29,518,803.52</b>

**Oklahoma Department of Corrections**  
*Statement of Revenues, Expenditures and Changes in Fund Balances*  
*Federal Funding*  
*As of July 1, 2023 through January 31, 2024*

Revenue Code	Revenues	410 Fund	430 Fund	Funds
4556	Federal Funds Received	\$ 513,451.55	\$ 682,939.84	\$ 1,196,391.39
4561	Private Grants and Donations for Opns.	-	-	-
4881	Reimbursements & P-Card Rebate	2,855.96	1,233.93	4,089.89
	<i>Total Revenues</i>	516,307.51	684,173.77	1,200,481.28
Account Code	Expenditures			
11,12,13	Payroll	189,918.66	36,585.58	226,504.24
15	Professional Services	-	150,885.92	150,885.92
21, 22	Travel	3,910.00	2,868.90	6,778.90
31	Misc. Admin. Expenses	4,485.00	-	4,485.00
32	Rent	12,041.17	-	12,041.17
33	Maintenance and Repair	8,931.86	36,828.75	45,760.61
34	Specialized Supplies and Materials	-	131,651.82	131,651.82
35	Production, Safety and Security	-	-	-
36	General Operating Expenses	143,050.71	-	143,050.71
37	Shop Expense	-	-	-
41	Furniture and Equipment	168,601.80	122,634.09	291,235.89
42	Library Equipment and Resources	-	-	-
43	Lease Purchases	-	-	-
44	Livestock and Poultry	-	-	-
45	Land and Right-of-way	-	-	-
46	Building, Construction and Renovation	-	-	-
48	Debt Service	-	-	-
51	Inmate Pay and Health Services	-	-	-
52	Tuitions, Awards and Incentives	-	-	-
53	Refunds and Restitutions	-	-	-
54	Jail Backup, County Jails and Other	-	-	-
55	Payment to Gov. Sub-Division	-	-	-
59	Assistance Payments to Agencies	-	-	-
61	Loans, Taxes and Other Disbursements	-	-	-
62	Transfers - Out Sourced Health Care	-	-	-
64	Merchandise for Resale	-	-	-
	<i>Total Expenditures</i>	530,939.20	481,455.06	1,012,394.26
	<i>Excess of Revenues Over</i>			
	<i>(Under) Expenditures</i>	(14,631.69)	202,718.71	188,087.02
	<b>Cash</b>			
	Beginning Cash Balance	90,965.43	155,077.73	246,043.16
	Revenue Received this Year	516,307.51	684,173.77	1,200,481.28
	Expenditures made this Year	(530,939.20)	(481,455.06)	(1,012,394.26)
	Beginning Change in Liabilities	-	(46,840.83)	(46,840.83)
	Transfers	-	-	-
	Adjustments	-	-	-
	<b>Ending Cash Balance</b>	<b>\$ 76,333.74</b>	<b>\$ 310,955.61</b>	<b>\$ 387,289.35</b>

**Oklahoma Department of Corrections**  
*Statement of Revenues, Expenditures and Changes in Fund Balances*  
*Federal Funding*  
*For the Month of January 2024*

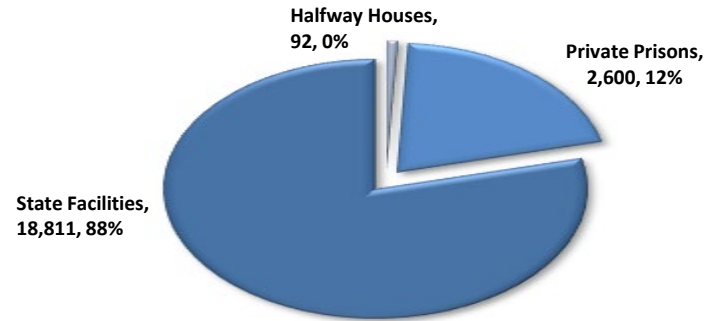
		410 Fund	430 Fund	Funds
<b>Revenue Revenues</b>				
<u>Code</u>	Current:			
556	Federal Funds Rec'd	\$ -	\$ -	\$ -
561	Private Grants and Donations for Opns.	-	-	-
581	Reimbursements	-	-	-
<b>Total Revenues</b>		<u>-</u>	<u>-</u>	<u>-</u>
<b>Account Expenditures</b>				
<u>Code</u>	Current:			
11,12,13	Payroll	24,035.28	2,512.58	26,547.86
15	Professional Services	-	56,250.72	56,250.72
21, 22	Travel	-	-	-
31	Misc. Admin. Expenses	-	-	-
32	Rent	1,353.24	-	1,353.24
33	Maintenance and Repair	686.81	-	686.81
34	Specialized Supplies and Materials	-	28,379.22	28,379.22
35	Production, Safety and Security	-	-	-
36	General Operating Expenses	23,411.99	-	23,411.99
37	Shop Expense	-	-	-
41	Furniture and Equipment	18,723.92	1,937.50	20,661.42
42	Library Equipment and Resources	-	-	-
43	Lease Purchases	-	-	-
44	Livestock and Poultry	-	-	-
45	Land and Right-of-way	-	-	-
46	Building, Construction and Renovation	-	-	-
48	Debt Service	-	-	-
51	Inmate Pay and Health Services	-	-	-
52	Tuitions, Awards and Incentives	-	-	-
53	Refunds and Restitutions	-	-	-
54	Jail Backup, County Jails and Other	-	-	-
55	Payment to Gov. Sub-Division	-	-	-
59	Assistance Payments to Agencies	-	-	-
61	Loans, Taxes and Other Disbursements	-	-	-
62	Transfers - Out Sourced Health Care	-	-	-
64	Merchandise for Resale	-	-	-
<b>Total Expenditures</b>		<u>68,211.24</u>	<u>89,080.02</u>	<u>157,291.26</u>
<i>Excess of Revenues Over (Under) Expenditures</i>		<u>(68,211.24)</u>	<u>(89,080.02)</u>	<u>(157,291.26)</u>
<i>Net Change in Fund Balances</i>		(68,211.24)	(89,080.02)	(157,291.26)
<b>Cash</b>				
	Beginning Cash Balance	144,544.98	414,242.41	558,787.39
	Revenue Received this Month	-	-	-
	Expenditures made this Month	(68,211.24)	(89,080.02)	(157,291.26)
	Change in Liabilities	-	(14,206.78)	(14,206.78)
	Transfers	-	-	-
	Adjustments	-	-	-
<b>Ending Cash Balance</b>		<u>\$ 76,333.74</u>	<u>\$ 310,955.61</u>	<u>\$ 387,289.35</u>



### Incarcerates

	Females	Males	Total
<b>State Facilities</b>			
Current Population	2,203	16,608	18,811
Population Last Year	2,165	15,194	17,359
Change	38	1,414	1,452
<b>Private Prisons</b>			
Current Population	0	2,600	2,600
Population Last Year	0	3,932	3,932
Change	0	(1,332)	(1,332)
<b>Halfway Houses</b>			
Current Population	0	92	92
Population Last Year	0	100	100
Change	0	(8)	(8)
<b>Out Count</b>			
Current Population	38	212	250
Population Last Year	25	261	286
Change	13	(49)	(36)
<b>County Jail Transfers Pending</b>			
Current Population	52	872	924
Population Last Year	31	1,146	1,177
Change	21	(274)	(253)
<b>Grand Total</b>			
Current Population	2,293	20,384	22,677
Population Last Year	2,221	20,633	22,854
Change	72	(249)	(177)

### Inmates in State Facilities vs. Contract Facilities

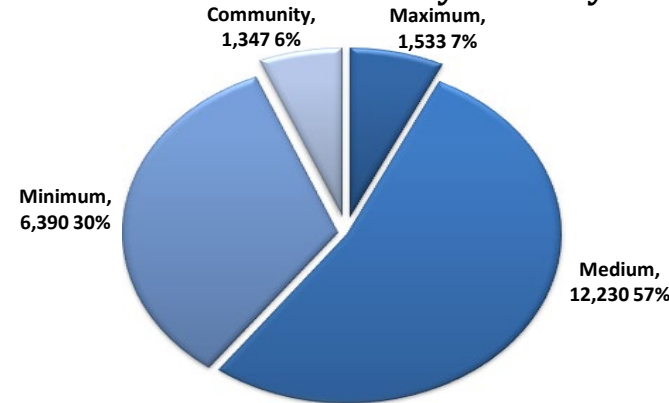


### Community Offenders

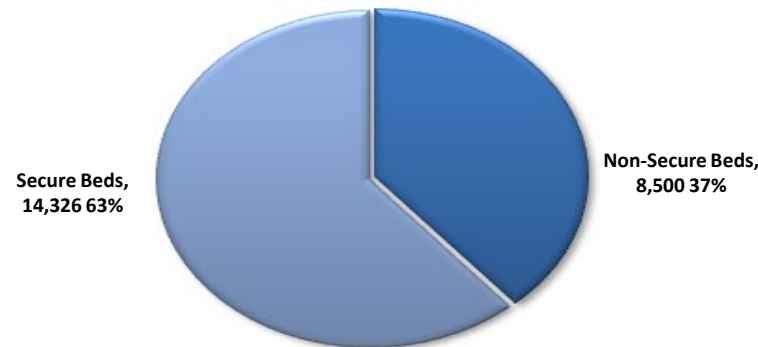
24

	Females	Males	Total
<b>GPS</b>			
Current Population	63	122	185
Population Last Year	54	123	177
Change	9	(1)	8
<b>Community Sentencing</b>			
Current Population	678	1,871	2,549
Population Last Year	569	1,576	2,145
Change	109	295	404
<b>Parole Supervision</b>			
Current Population	617	2,449	3,066
Population Last Year	301	1,375	1,676
Change	316	1,074	1,390
<b>Probation Supervision</b>			
Current Population	4,073	14,966	19,039
Population Last Year	3,728	12,520	16,248
Change	345	2,446	2,791
<b>Community Supervision</b>			
Current Population	5,431	19,408	24,839
Population Last Year	4,652	15,594	20,246
Change	779	3,814	4,593

### Inmate Distribution by Security Level



### Percentage of Inmates in Secure and Non-Secure Beds



Secure beds include beds in maximum and medium state and contract facilities.

Non-Secure beds include beds in minimum, state, and contract facilities, community corrections centers and halfway houses.

## Board of Corrections – Population Analysis



As of  
**January 31, 2024**

	Females	Males	Total
<b>Total System Population</b>			
Current Population	7,724	39,792	47,516
Population Last Year	6,873	36,227	43,100
Change	851	3,565	4,416

## Largest Percentage of Convictions

Male Crimes	Total	Percentage	Female Crimes	Total	Percentage
Murder I	1199	6%	Child Abuse	239	11%
Robbery/Attempted Robbery	1014	5%	Trafficking in Illegal Drugs	185	8%
Lewd/Indecent Acts of Child	1037	5%	Murder I	129	6%
Rape I	862	4%	Manslaughter I	106	5%

## Death Row Inmates

Male	33
Female	1

## Youthful Offenders

Male	11
Female	0

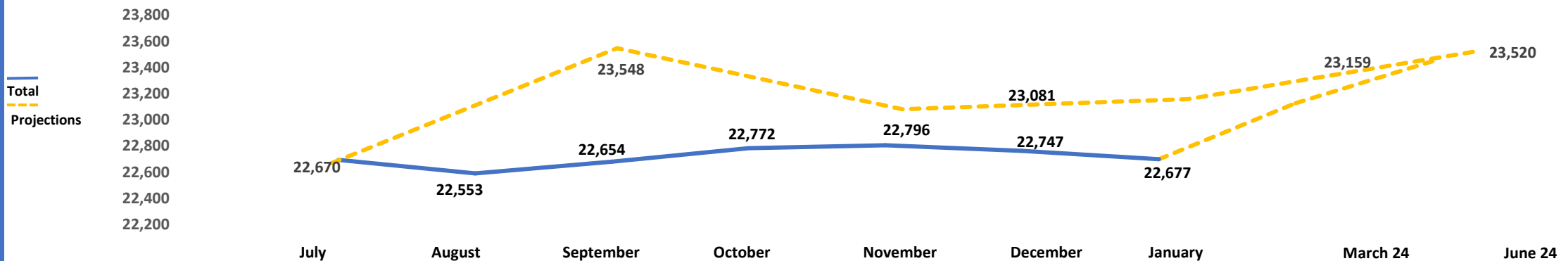
## Inmates Earned Credit Level

Level	Total	Percentage
1	3,257	24%
2	1,860	
3	2,228	76%
4	14,196	

## Receptions and Releases for the Fiscal Year 2024

	Total	July	August	September	October	November	December	January	February	March	April	May	June
Female Receptions	544	47	96	95	84	58	62	102					
Male Receptions	3,332	374	446	535	567	496	495	419					
Female Releases	583	89	91	84	92	89	68	70					
Male Releases	3,226	477	499	448	475	481	360	486					

## ODOC Total Prison Population (Including County Jail Backup) w/Projections



## **Total Bed Capacity Adjustment – February 2024**

### Statutory Requirement

As required by Title 57 Oklahoma Statute 57-571 the Board of Corrections certifies the capacity of the Oklahoma Department of Corrections.

“Capacity” means the actual available bed space subject to applicable federal state laws and the rules and regulations promulgated under such laws.

JBCC: DECREASE 284 beds. At the request do Operations and the Division of Institutions, decommission beds located in C Unit at the Jackie Brannon Correctional Center (JBCC).  
Reduction in facility capacity from 737 to 453.

OSP: INCREASE 12 beds; designation of cells previously used as single cells to double cells. Increase in facility capacity from 905 to 917

DECREASE of 284 male minimum-security beds, and INCREASE in 12 maximum security male beds. This will result in an overall system reduction of 272 beds, resulting in a system capacity 22,516.