



Oklahoma Board of Corrections

REGULAR MEETING

May 22, 2024

Oklahoma Department of Corrections
Autry Technology Center
1201 W. Willow Road
Enid, Oklahoma

OKLAHOMA BOARD OF CORRECTIONS
REGULAR MEETING AGENDA
 AUTRY TECHNOLOGY CENTER
 1201 W. Willow Road, Enid, OK 73701
 1:00 PM on May 22, 2024

ITEM	PRESENTER
1. Call to Order	T. Hastings Siegfried
A. Pledge of Allegiance	Chair
B. Roll Call	
2. Approval of Board of Corrections Regular Meeting Minutes	T. Hastings Siegfried
A. March 27, 2024*	Chair
3. Chairman’s Update	T. Hastings Siegfried
	Chair
4. Director’s Update	Steven Harpe
	Director
5. Facility Administrator Welcome	Kyla Canchola
	Administrator
6. Unit Spotlight	Melinda Guilfoyle
A. Community Sentencing	Administrator of Community Sentencing
7. Legislative Initiatives	Dedra Blackwell
	Chief Administrator of Policy Engagement
8. Agency Financial Update	Ashlee Clemmons
A. Monthly Budget Report	Chief Financial Officer
9. Inmate/Offender Population	Clint Castleberry
A. Population Analysis Report	Chief Administrator of Classification & Programs
10. P-100100 Training and Staff Development Policy*	Kathi Sappington
	Chief Administrator of Quality Assurance
11. Committee Reports – Standing Committees	Committee Chairs
A. Executive – Chair Hastings Siegfried, Vice-Chair Randy Chandler and Secretary Rhonda Bear	
B. Public Policy/Affairs/Criminal Justice – Chair Rhonda Bear and Members Alex Gerszewski, Dan Snead and Hastings Siegfried	
C. Population/Security/Private Prison –Chair Hastings Siegfried and Members Alex Gerszewski, Stephan Moore and Daniel Snead	

12. Approval to Enter into Executive Session*
25 O.S. § 307 (B) (9): Update on ongoing safety, security, intelligence measures and data for all penal institutions and correctional facilities housing state inmates. Kari Hawkins
General Counsel
13. Approval to Exit from Executive Session* Kari Hawkins
General Counsel
14. New Business T. Hastings Siegfried
Chair
15. Adjournment* T. Hastings Siegfried
Chair

The next regular meeting of the Board of Corrections will be held at 1:00 PM on Wednesday, June 26, 2024, at Eddie Warrior Correctional Center, 601 N. Oak Street, Taft, OK.

*Board of Corrections Voting Item
Updated on 5/21/2024 9:04:03 AM

**OKLAHOMA BOARD OF CORRECTIONS
REGULAR MEETING MINUTES
March 27, 2024**

1. Call to Order

Chairman Hastings Siegfried called the meeting of the Oklahoma Board of Corrections (BOC) to order at 1:09 p.m., on Wednesday, March 27, 2024, at DOC Lincoln Administration Building, 4345 N. Lincoln Blvd., Oklahoma City, OK 73105

The meeting was preceded by advance notice of the date, time, and place, filed with the Oklahoma Secretary of State on Monday, December 11, 2023. An announcement was also given at least twenty-four (24) hours in advance by posting notice of the date, time, place, and agenda of the meeting at 11:00 a.m., on Tuesday, March 26, 2024, at the principal office of the Oklahoma Department of Corrections (ODOC), located at 4345 N. Lincoln Blvd, Oklahoma City, OK 73105.

A. Pledge of Allegiance

Chairman Siegfried led the meeting attendees in reciting the pledge of allegiance to the United States Flag.

B. Roll Call

Chairman Siegfried asked the clerk to call roll:

Rhonda Bear	Present	Stephan Moore	Present
Joseph Brantley	Present	T. Hastings Siegfried	Present
Randy Chandler	Present	Daniel Snead	Present
Alex Gerszewski	Absent		

The roll reflected a quorum.

2. Approval of Board of Corrections Meeting Minutes

Chairman Siegfried requested approval of the meeting minutes as presented to members in the BOC packet for March 27, 2024.

A. February 28, 2024 Meeting Minutes

Motion: Mr. Brantley made the motion to approve the minutes. Mr. Moore seconded the motion.

Rhonda Bear	Approved	Stephan Moore	Approved
Joseph Brantley	Approved	T. Hastings Siegfried	Approved
Randy Chandler	Approved	Daniel Snead	Approved
Alex Gerszewski	Absent		

The meeting minutes from February 28, 2024, were approved by majority vote.

3. Chairman’s Update

Chairman Siegfried welcomed everyone to the Board of Corrections meeting and thanked Tulsa Probation and Parole staff for the tour and for hosting.

4. Director’s Update

Director Steven Harpe gave agency updates including the CLEET and BPO Academy graduations, end of year calibration, legislative session and facility operations statistics.

5. Unit Spotlight

A. Offender Advocacy

Chief of Offender Advocacy Nicole Flemming gave an overview of offender advocacy initiatives and highlighted inmate survey results, relationship building with inmate councils and introduced her staff in attendance.

6. Resolution: Volunteer Appreciation Week

Agency Chaplain & Volunteer Services Administrator Leo Brown read the National Volunteer Appreciation Week Resolution. This resolution is to celebrate the many volunteers who give their time to ODOC. April 21 – 27, 2024 are the official dates for 2024. A copy of the resolution was included in the BOC packet for March 27, 2024.

Motion: Mr. Brantley made the motion to approve the National Volunteer Week Resolution. Mr. Snead seconded the motion.

Rhonda Bear	Approved	Stephan Moore	Approved
Joseph Brantley	Approved	T. Hastings Siegfried	Approved
Randy Chandler	Approved	Daniel Snead	Approved
Alex Gerszewski	Absent		

The National Volunteer Week Resolution was approved by majority vote.

7. Legislative Initiatives

Chief of Staff Justin Farris gave an update on the spring session legislative initiatives.

8. Agency Budget Update

A. Monthly Budget Report

Chief Financial Officer Ashlee Clemmons welcomed everyone and provided an update on the year-to-date financials as of February 28, 2024. A copy of the report was included in the BOC packet for March 27, 2024.

9. Inmate/Offender Population Update

A. Population Analysis Report

Chief Administrator of Classification & Programs Clint Castleberry provided an overview of the inmate/offender population report as of February 28, 2024. A copy of the overview was included in the BOC packet for March 27, 2024.

B. Bed Capacity Adjustments

Chief Administrator of Classification & Programs Clint Castleberry reported on bed capacity adjustments for approval. A copy of the overview was included in the BOC packet for March 27, 2024.

Motion: Chairman Siegfried made the motion to approve the bed capacity adjustments. Mr. Snead seconded the motion.

Rhonda Bear	Approved	Stephan Moore	Approved
Joseph Brantley	Approved	T. Hastings Siegfried	Approved
Randy Chandler	Approved	Daniel Snead	Approved
Alex Gerszewski	Absent		

The bed capacity adjustments were approved by majority vote.

10. Water Outages Update

Chief of Operations Jason Sparks reported on state-wide facilities water outages for FY24 and the operations plan in place for when a prolonged outage occurs. A copy of the overview was included in the BOC packet for March 27, 2024.

11. Committee Reports – Standing Committees:

A. Executive

Chairman Hastings Siegfried

Members Randy Chandler and Rhonda Bear

Members in this committee discussed the proposed BOC agenda and current litigation.

B. Public Policy/Affairs/Criminal Justice

Chairman Rhonda Bear

Members Alex Gerszewski, Dan Snead and Hastings Siegfried

Members in this committee discussed the Legislative initiative processes, Public Relations initiatives, Community Outreach initiatives and Reentry programs including Birth Certificate and ID disbursements.

C. Population/Security/Private Prisons

Chairman Hastings Siegfried

Members Daniel Snead, Alex Gerszewski and Stephan Moore

Members in this meeting discussed population, Oklahoma Inspector General statistical updates, Office of Threats and Intelligence updates, Private Prisons security updates and ICON offender management system updates.

D. Audit and Finance

Chairman Randy Chandler

Members Joseph Brantley and Hastings Siegfried

Members in this meeting discussed the BOC Budget Reports ending on February 28, 2024.

12. New Business

There was no new business.

13. Adjournment

Motion: Chairman Siegfried made a motion to adjourn the meeting. Mr. Snead seconded the motion.

Rhonda Bear	Approved	Stephan Moore	Approved
Joseph Brantley	Approved	T. Hastings Siegfried	Approved
Randy Chandler	Approved	Daniel Snead	Approved
Alex Gerszewski	Absent		

There being no further business to discuss, the adjournment of the meeting was approved by a majority vote at 2:32 p.m.

Submitted to the Board of Corrections By:

Toni Lee, Minutes Clerk

Date

I hereby certify that these minutes were duly approved by the Board of Corrections on May 22, 2024, in which a quorum was present and voting.

Rhonda Bear, Secretary
Board of Corrections




ENID COMMUNITY CORRECTIONS CENTER

Enid Community Corrections Center was established to provide a reentry process that addresses offenders' issues that may carry over to release. Community corrections centers were created to help inmates have a smoother transition from prison to release.



Education

Most inmates lack education, a key component in avoiding re-incarceration. ECCC offers literacy courses as well as Pre-High School Equivalency and High School Equivalency diplomas.



ReEntry

Additionally, ECCC conducts a reentry class and transitional workshop to provide inmates with resources to assist them upon discharge or parole. TCUs offered are Transitions to Community; Common Sense Ideas for HIV; Building Social Network; Unlock Your Thinking; Ideas for Better Communication, Victims Impact Panel and Thinking for a Change. ECCC also provides Financial Literacy, Associates for Success, and Anger Management classes.



Career Tech

A partnership with Career Tech helps inmates obtain meaningful employment after discharge. Career Tech provides inmates with technical training (OSHA 10 and Forklift), certification in welding, life skills development, Career Ready to

include employment services and transition services. Additionally, Career Tech offers long term class in Transportation, Distribution, and Logistics.



Criminal Thinking

Most inmates need programming that encourages them to change criminal thinking and behavior. ECCC

offers Anger Management, Associates for Success, Cognitive Behavioral Intervention for Substance Abuse, and Thinking for a Change.

ECCC opened in 1974 as a treatment center. A former motel, it is an all-male facility with a 98-bed capacity. It consists of five large buildings and two smaller storage/laundry buildings, as well as kitchen and administrative facilities.



Community Corrections

Oklahoma has a long history of community corrections, which began in 1970 through a grant to open community treatment centers and provide inmates greater opportunities to learn new, responsible behaviors.



Community Sentencing Overview

The Oklahoma Community Sentencing Act was signed into law in 1999 and can be found in Title 22, § 988 Chapters 1-24. This act created the Community Sentencing Division within the Department of Corrections. It is an integral part of criminal justice reform which was seen as a necessary component to address the offenders' needs to divert them from the prison system. A community sentence is a punishment imposed by the court as a condition of a deferred or a suspended sentence for an eligible offender. It is hoped through collaboration with the judge, the supervising entity, the treatment provider, and the local administrator, the behavior of the offender can be re-directed in a positive direction and ultimately reduce recidivism. Without community sentencing, there could be a need for approximately 2500 prison beds as we currently have 2578 participants. As you are aware, the daily cost of incarceration in Oklahoma per day is \$67.53; the average cost per day for a community sentence is \$4.44.

The purposes of the Community Sentencing Act are to:

- Protect the public
- Establish a statewide community sentencing system
- Adequately supervise offenders punished under a court-ordered community sentence
- Provide a series of sanctions to the court for eligible offenders sentenced to a community sentence within the community sentencing system
- Increase availability of punishment and treatment programs to eligible offenders
- Improve the criminal justice system within this state through public/private partnerships, reciprocal and interlocal governmental agreements and the interagency cooperation and collaboration
- Operate effectively within the allocation of state and local resources for the criminal justice system

Eligible offenders are determined through the completion of a risk and needs assessment tool, which is either the Level of Service Inventory – Revised or the Ohio Risk Assessment System. Offenders must be in the moderate or high risk for reoffending to be eligible for the community sentencing program. Our unit collaborates with local community vendors to provide treatment, supervision, transportation and assistance with sanctions. Community sentencing utilizes incentives to reward positive behavior, but also utilizes sanctions to immediately address violations in an attempt to curtail the negative behavior while providing re-direction. Our treatment providers offer counseling for substance abuse, mental health, co-occurring, cognitive behavior, parenting, batterer's intervention and a group for women called the Female Opportunity Group. The statute defines who makes up a local planning council and the duties performed. Each council is subject to the provisions of the Open Meeting Act and the Oklahoma Open Records Act.

Staff

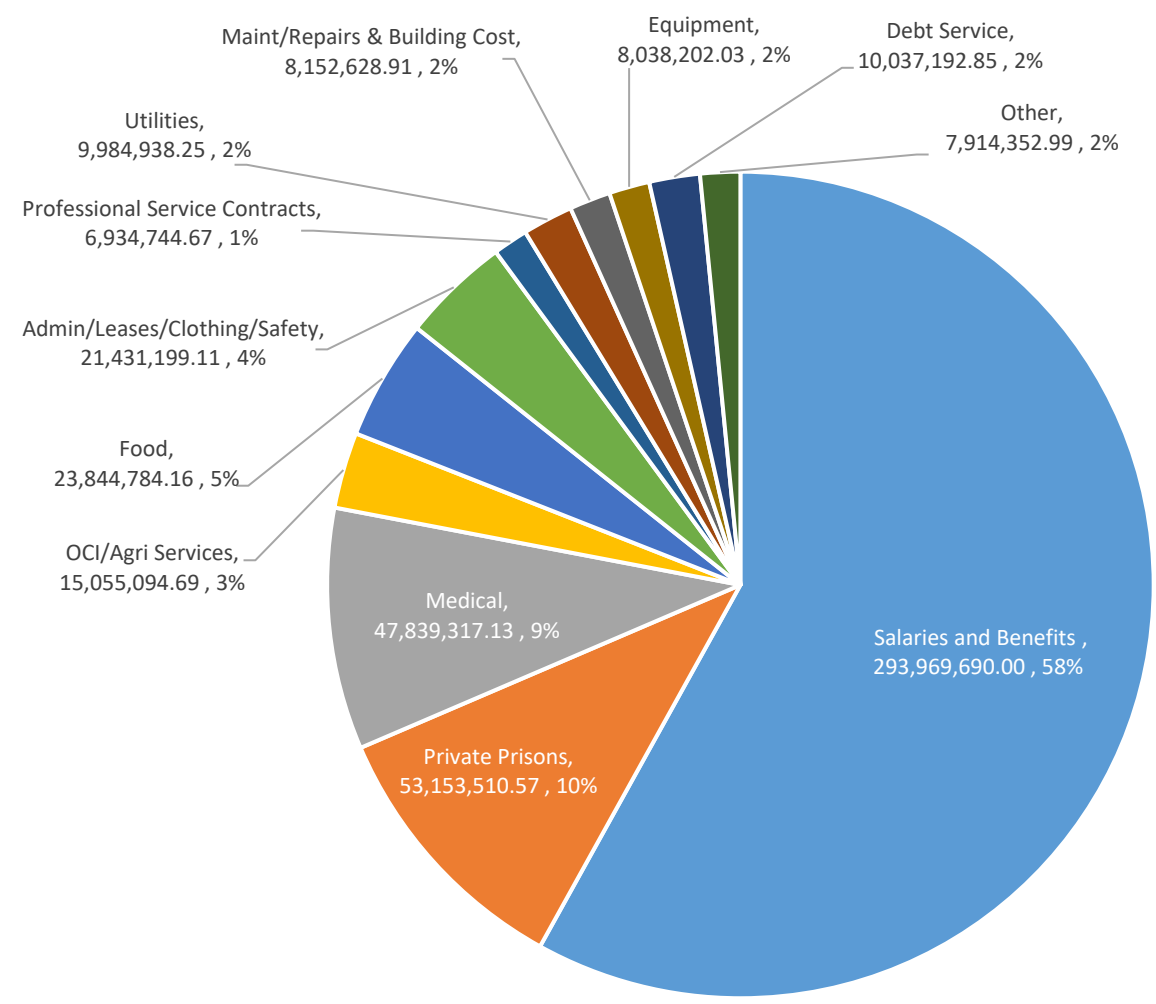
Community sentencing currently has 32 active planning councils across the state encompassing 52 counties. There are 8 community sentencing specialists and 3 administrative assistants assigned to his or her respective areas/councils. The unit has offices in Oklahoma City, Tulsa, Muskogee, Stillwater, Norman, McAlester, and Alva. The specialists are involved in all aspects of the system and attend all planning council meetings, court dockets, and meetings with judges, treatment providers, and supervising entities. Since our source of funding is solely from the Department of Corrections, community sentencing specialists work tirelessly with treatment providers to look for additional funding sources such as Medicaid or grants the vendor may have to ensure treatment is available when needed. Their collaboration is constant.

Recent Initiatives

In 2022, the statute language was changed to allow misdemeanants the opportunity to participate in community sentencing. It was hoped to involve offenders who are just entering the criminal justice system the opportunity to receive treatment and supervision to adequately address their needs in an attempt to keep them from re-offending and graduating to committing felony offenses. The target crimes were those offenders who had committed domestic violence and DUIs which are common offenses for starting as misdemeanors and becoming felonies. Some areas have begun to utilize the program for misdemeanors and are seeing success. It is not utilized statewide as state funds cannot be used for treatment or supervision for misdemeanors, so the planning councils are utilizing their administrative funds. At the end of 2023, we had 27 misdemeanor cases ordered to community sentencing. We have also requested legislation this session to amend 988.20 which would allow judges the opportunity to stay the actions of Service Oklahoma and allow an offender to maintain driving privileges when given supervision for certain crimes. This will allow an offender to legally drive to work, treatment or supervision. This is left to the judge's discretion and must be staffed by all members of the treatment team to ensure the offender is in substantial compliance with all aspects of their program.

Community sentencing continues to be a viable alternative to incarceration. We will continue to educate more judges, district attorneys and defense attorneys about the benefits of our program.

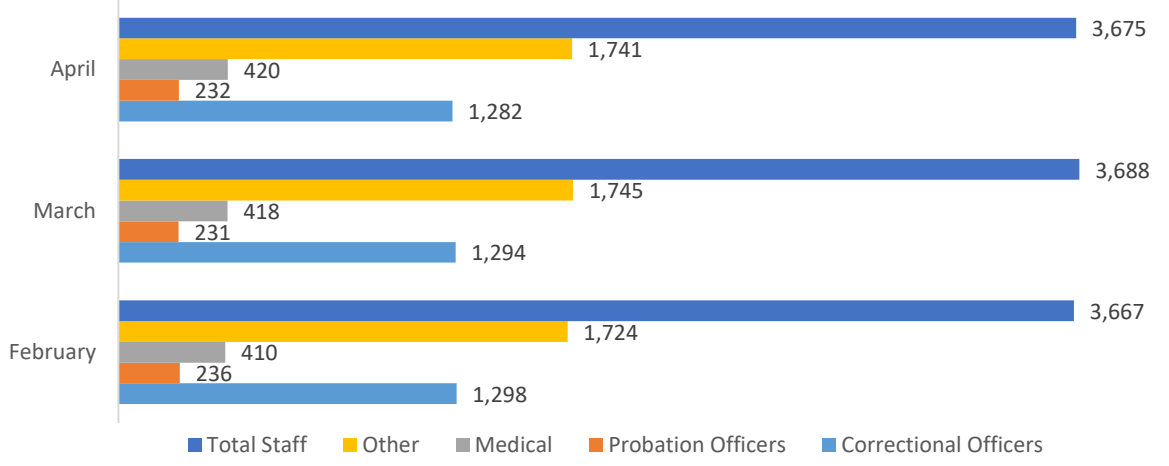
EXPENDITURES



YTD Expenditures Comparison by Category

YTD Expenditure Comparison by Category	Prior Year FY23	Current Year FY24	Variance	
	July - April	July - April	\$	%
Payroll	241,950,661	249,154,985	(7,204,324.29)	-3.0%
Overtime	23,536,467	31,747,102	(8,210,635.00)	-34.9%
Bi-weekly Conversion		7,525,111	(7,525,111.21)	
Performance Stipend		5,542,492	(5,542,491.50)	
Contract Beds	36,526	27,473	9,053.00	24.8%
Private Prisons	57,468,444	45,115,745	12,352,699.00	21.5%
Halfway Houses	1,034,242	1,054,520	(20,278.00)	-2.0%
Jail Backup	6,619,455	6,740,793	(121,338.00)	-1.8%
Jail Backup Trans Reim	178,200	214,980	(36,780.00)	-20.6%
Medical Services	35,402,798	38,634,516	(3,231,718.00)	-9.1%
Hep C	6,118,020	9,204,801	(3,086,781.00)	-50.5%
Institutions/Community/Divisional	54,285,797	63,075,058	(8,789,261.00)	-16.2%
Probation and Parole	1,244,431	1,221,402	23,029.00	1.9%
Inmate Programs	2,478,285	2,973,349	(495,064.00)	-20.0%
Community Sentencing	1,400,842	1,108,447	292,395.00	20.9%
General Operations	15,731,901	14,871,566	860,335.00	5.5%
Central Operations	1,361,919	2,011,503	(649,584.00)	-47.7%
IT	7,554,516	9,113,333	(1,558,817.00)	-20.6%
ICON	3,459,975	2,219,766	1,240,209.00	35.8%
OCI/Agri	15,162,372	14,798,713	363,659.00	2.4%
Total	475,024,851	506,355,655	(31,330,804)	-6.6%

STAFFING LEVELS



STAFFING UPDATES

(in comparison to previous month)

- CO's** ↓ **12 / 0.9%**
- PO's** ↑ **1 / 0.4%**
- Medical** ↑ **2 / 0.5%**
- Other** ↓ **4 / 0.2%**



BUDGET UPDATE

as of April 31, 2024

Payroll

Bi-weekly payroll conversion and pay for performance stipend \$13M
 OT pays 1.5 months ahead of prior year, Captains receive OT, and addition of AGCC – 3 PR posted
 FTE increased in September with the addition of AGCC

Contract Beds

GEO adj. sec. beds at a higher per diem FY23 304/56.88 FY24 360/56.88 impact 56/\$137,232/yr.
 CoreCivic reduced exp. by \$2.6M/mth FY24 \$23M
 HWH increase per diem 5.78/16.89% impact \$260,113/yr.

Institutions/Community/Divisional

Additional facility AGCC lease \$4,375,000 and increased operating costs

General Administration

Mabel Bassett Bond Maturity Date 4/1/23 - \$2.2M

Information Technology

Computer refresh \$1M, Qualtrics \$365,451.25

Central Operations

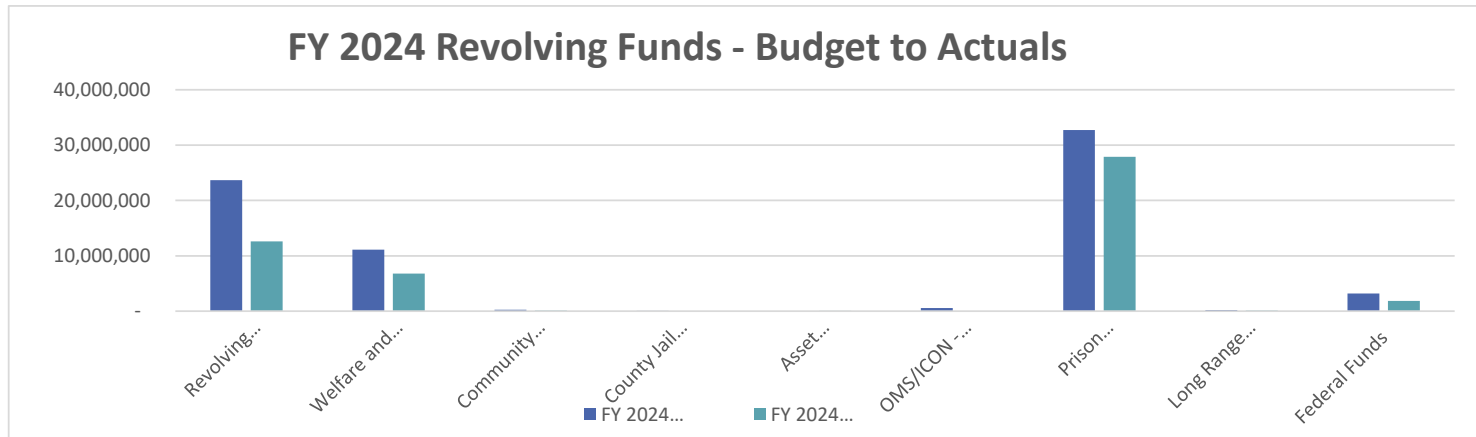
Training \$327,896, HR \$62,487, and CTU \$148,541

Three Year Expenditure Comparison

	FY 24 July - April	% Change from FY 23	FY 23 July - April	% Change from FY 22	FY 22 July - April
Salaries and Benefits					
Salaries	178,019,704	8%	164,739,636	15%	142,635,417
Overtime	31,747,102	35%	23,536,467	39%	16,968,456
Insurance	40,267,397	11%	36,335,127	-5%	38,388,798
Retirement	43,935,488	7%	40,875,898	16%	35,202,055
Contract Beds	27,473	-25%	36,526	-1%	37,063
Private Prisons	49,490,745	-14%	57,468,444	1%	56,751,559
Halfway Houses	1,054,520	2%	1,034,242	-38%	1,669,065
Contracted County Jails	-	0%	-	-100%	10,719
Jail Backup	6,740,793	2%	6,619,455	24%	5,322,240
Jail Backup Transportation Reim	214,980	21%	178,200	19%	150,243
Medical Services	38,634,516	9%	35,402,798	8%	32,654,241
Hep C Treatment	9,204,801	50%	6,118,020	-25%	8,197,262
Institutions	50,348,362	85%	27,236,049	30%	20,993,744
Probation and Parole	1,221,402	-2%	1,244,431	-6%	1,322,858
Community Corrections	2,895,347	30%	2,232,574	25%	1,785,142
Inmate Programs	2,973,349	20%	2,478,285	16%	2,144,173
Community Sentencing	1,108,447	-21%	1,400,842	-1%	1,419,329
General Operations	14,871,566	-5%	15,731,901	10%	14,307,542
NFCC Lease - GPCC Moved to Inst	-	-100%	11,198,000	0%	11,198,000
Central Office Operations	2,011,503	48%	1,361,919	18%	1,155,490
Divisional Operations	5,456,349	-60%	13,619,174	2%	13,338,667
IT	9,113,333	21%	7,554,516	-9%	8,297,689
Offender Management System	2,219,766	-36%	3,459,975	25%	2,776,307
OCI / Agri-Services	14,798,713	-2%	15,162,372	40%	10,841,899
	506,355,655		475,024,851		427,567,958

Three Year Revolving Fund Comparison

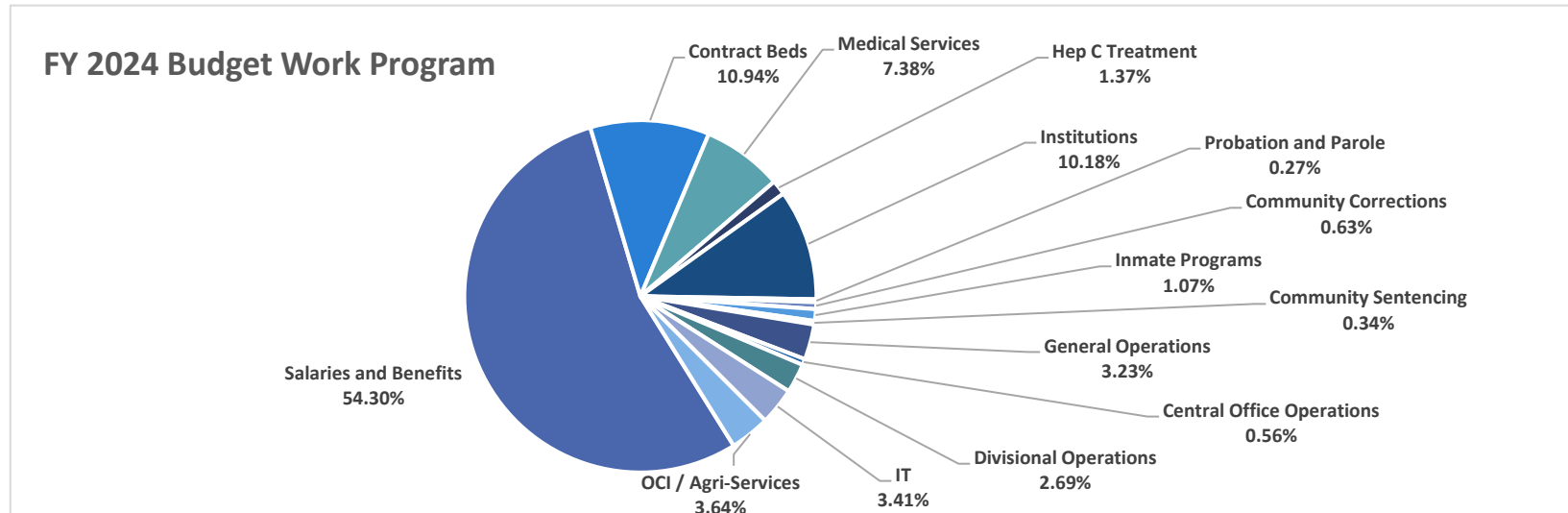
	FY 24 July - April	FY 2024 Budget	FY 2024 Actuals July -April	% Change from FY 23	FY 2023 Actuals July - April	% Change from FY 22	FY 2022 Actuals July - April
200	Revolving Fund	23,645,936	12,597,584	9%	11,572,351	40%	8,264,329
205	Welfare and Rec. Fund	11,093,730	6,813,259	14%	6,002,050	20%	5,012,493
210	Community Sentencing	230,000	87,510	23%	71,005	-8%	77,195
225	County Jail Transportation	40,727	-	0%	-	0%	-
230	Asset Forfeitures/Seizures Fund	-	44,295	100%	-	0%	-
235	OMS/ICON - Transfer of Funds	551,242	-	0%	-	0%	7,696,050
280	Prison Industries	32,712,863	27,909,057	21%	23,128,831	2%	22,742,629
283	Long Range Capital Planning	207,154	79,803	100%	184,000	0%	-
410 & 430	Federal Funds	3,174,188	1,846,894	37%	1,352,135	-27%	1,864,368
		71,655,840	49,378,403	16.7%	42,310,372	-7.3%	45,657,063



FY 2024 Budget Work Program

	<u>Current Budget</u>	<u>Expenditures</u>	<u>Encumbrances</u>	<u>Available Balance</u>
Salaries and Benefits	366,884,589	293,969,690	78,145	72,836,753
Contract Beds	73,929,769	57,528,511	11,886,626	4,514,632
Medical Services	49,853,462	38,634,516	7,263,978	3,954,968
Hep C Treatment	9,240,000	9,204,801	2,053,030	(2,017,831)
Institutions	68,755,101	50,348,362	16,706,271	1,700,468
Probation and Parole	1,810,887	1,221,402	411,693	177,792
Community Corrections	4,244,025	2,895,347	1,181,905	166,773
Inmate Programs	7,260,253	2,973,349	2,139,816	2,147,088
Community Sentencing	2,280,750	1,108,447	857,166	315,137
General Operations	21,853,008	14,871,566	2,799,262	4,182,179
Central Office Operations	3,750,400	2,011,503	859,465	879,431
Divisional Operations	18,184,813	5,456,349	7,504,702	5,223,763
IT	23,035,674	11,333,099	7,500,947	4,201,628
OCI / Agri-Services	24,618,157	14,798,713	6,354,289	3,465,154
Grand Total	<u>675,700,887</u>	<u>506,355,655</u>	<u>67,597,296</u>	<u>101,747,935</u>

FY 2024 Budget Work Programs includes all funding sources.



Oklahoma Department of Corrections
 FY 2024 Appropriation as of April 30, 2024

Account Code	Budgeted	Expenditures	Encumbered	Pre-Encumbered	Committed	Balance
11,12,13 Payroll, Insurance, FICA and Retirement	356,125,011.68	286,208,069.30	78,145.31	-	286,286,214.61	69,838,797.07
15 Professional Services	81,743,677.35	63,050,609.68	14,553,510.18	-	77,604,119.86	4,139,557.49
17 Moving Expenses	-	23,376.00	-	-	23,376.00	(23,376.00)
19 Flexible Benefits	350,000.00	234,414.87	100,585.13	-	335,000.00	15,000.00
21, 22 Travel	1,815,012.00	1,113,493.02	51,473.81	-	1,164,966.83	650,045.17
31 Miscellaneous Administrative Expenses	20,425,662.00	15,683,374.21	5,520,379.32	23,082.00	21,226,835.53	(801,173.53)
32 Rent Expense	20,638,625.00	13,024,025.07	3,776,726.36	4,626.12	16,805,377.55	3,833,247.45
33 Maintenance & Repair Expense	11,162,969.01	6,655,736.14	1,135,652.86	9,000.00	7,800,389.00	3,362,580.01
34 Specialized Supplies and Materials	55,801,796.00	46,859,175.42	8,911,804.74	-	55,770,980.16	30,815.84
35 Production, Safety and Security	2,972,492.00	1,863,857.57	796,763.77	-	2,660,621.34	311,870.66
36 General Operating Expenses	734,952.00	465,090.20	25,722.82	-	490,813.02	244,138.98
37 Shop Supplies	2,534,189.00	2,018,929.45	1,322,135.68	-	3,341,065.13	(806,876.13)
41 Property Furniture and Equipment	14,632,356.48	6,914,611.56	1,086,535.91	12,901.00	8,014,048.47	6,618,308.01
42 Library Equipment and Resources	3,400.00	-	-	-	-	3,400.00
43 Lease Purchase	176,862.00	162,054.38	14,806.73	-	176,861.11	0.89
44 Live Stock – Poultry	-	-	5,000.00	-	5,000.00	(5,000.00)
45,46,47 Building Construction and Renovation	-	13,357.85	-	-	13,357.85	(13,357.85)
48 Bond Payment	10,450,040.00	9,875,138.47	802,554.49	-	10,677,692.96	(227,652.96)
49 Inter-Agency Payments	-	-	-	-	-	-
51 Inmate Pay and Health Services	750,000.00	552,407.19	217,692.82	-	770,100.01	(20,100.01)
52 Scholarships, Tuition and other incentives	2,500.00	-	-	-	-	2,500.00
53 Refunds, Indemnities, and Restitution	-	-	-	-	-	-
54 Jail Back Up and others	6,313,142.00	6,360,111.43	182,773.21	-	6,542,884.64	(229,742.64)
55,59 Assistance Payments to Agencies	-	-	-	-	-	-
60 Authority Orders	-	-	4,212,814.36	-	4,212,814.36	(4,212,814.36)
61 Loans, Taxes, and other Disbursements	2,270.00	4,062.91	299.49	-	4,362.40	(2,092.40)
62 Transfers – Inmate Medical Payments	12,856,740.49	9,275,633.10	1,423,349.16	-	10,698,982.26	2,157,758.23
64 Merchandise for Resale	-	-	-	-	-	-
TOTAL	599,491,697.01	470,357,527.82	44,218,726.15	49,609.12	514,625,863.09	84,865,833.92
Funding						
19311 FY 2023 Carryover	46,884,757.01	36,236,348.75	7,381,595.18	-	43,617,943.93	3,266,813.08
19401 GRF Appropriations	552,606,940.00	434,121,179.07	36,837,130.97	49,609.12	471,007,919.16	81,599,020.84
TOTAL	599,491,697.01	470,357,527.82	44,218,726.15	49,609.12	514,625,863.09	84,865,833.92
					Remaining Payroll	69,838,797.07
						15,027,036.85

Oklahoma Department of Corrections
Statement of Revenues, Expenditures and Changes in Fund Balances
Federal Funding
As of July 1, 2023 through April 30, 2024

Revenue Code	Revenues	410 Fund	430 Fund	Funds
4556	Federal Funds Received	\$ 890,408.27	\$ 952,396.10	\$ 1,842,804.37
4561	Private Grants and Donations for Opns.	-	-	-
4881	Reimbursements & P-Card Rebate	2,855.96	1,233.93	4,089.89
	<i>Total Revenues</i>	893,264.23	953,630.03	1,846,894.26
Account Code	Expenditures			
11,12,13	Payroll	276,311.05	47,344.97	323,656.02
15	Professional Services	-	58,167.93	58,167.93
21, 22	Travel	3,910.00	2,868.90	6,778.90
31	Misc. Admin. Expenses	4,576.44	-	4,576.44
32	Rent	16,078.75	-	16,078.75
33	Maintenance and Repair	12,493.41	41,658.75	54,152.16
34	Specialized Supplies and Materials	-	227,598.53	227,598.53
35	Production, Safety and Security	-	-	-
36	General Operating Expenses	313,349.78	-	313,349.78
37	Shop Expense	-	-	-
41	Furniture and Equipment	173,048.10	413,114.92	586,163.02
42	Library Equipment and Resources	-	-	-
43	Lease Purchases	-	-	-
44	Livestock and Poultry	-	-	-
45	Land and Right-of-way	-	-	-
46	Building, Construction and Renovation	-	-	-
48	Debt Service	-	-	-
51	Inmate Pay and Health Services	-	-	-
52	Tuitions, Awards and Incentives	-	-	-
53	Refunds and Restitutions	-	-	-
54	Jail Backup, County Jails and Other	-	-	-
55	Payment to Gov. Sub-Division	-	1,241.50	1,241.50
59	Assistance Payments to Agencies	-	-	-
61	Loans, Taxes and Other Disbursements	-	-	-
62	Transfers - Out Sourced Health Care	-	-	-
64	Merchandise for Resale	-	-	-
	<i>Total Expenditures</i>	799,767.53	791,995.50	1,591,763.03
	<i>Excess of Revenues Over (Under) Expenditures</i>	93,496.70	161,634.53	255,131.23
	Cash			
	Beginning Cash Balance	90,965.43	155,077.73	246,043.16
	Revenue Received this Year	893,264.23	953,630.03	1,846,894.26
	Expenditures made this Year	(799,767.53)	(791,995.50)	(1,591,763.03)
	Beginning Change in Liabilities	-	(46,840.83)	(46,840.83)
	Transfers	-	-	-
	Adjustments	-	-	-
	Ending Cash Balance	\$ 184,462.13	\$ 269,871.43	\$ 454,333.56

Oklahoma Department of Corrections
Statement of Revenues, Expenditures and Changes in Fund Balances
Federal Funding
For the Month of April 2024

Revenue	410 Fund	430 Fund	Funds
Revenues			
Code Current:			
556 Federal Funds Received	\$ 171,839.21	\$ 71,955.39	\$ 243,794.60
561 Private Grants and Donations for Opns.	-	-	-
581 Reimbursements	-	-	-
<i>Total Revenues</i>	<u>171,839.21</u>	<u>71,955.39</u>	<u>243,794.60</u>
Account Expenditures			
Code Current:			
11,12,13 Payroll	24,766.80	2,520.78	27,287.58
15 Professional Services	-	-	-
21, 22 Travel	-	-	-
31 Misc. Admin. Expenses	91.44	-	91.44
32 Rent	1,501.80	-	1,501.80
33 Maintenance and Repair	929.24	-	929.24
34 Specialized Supplies and Materials	-	45,362.60	45,362.60
35 Production, Safety and Security	-	-	-
36 General Operating Expenses	25,220.82	-	25,220.82
37 Shop Expense	-	-	-
41 Furniture and Equipment	693.14	-	693.14
42 Library Equipment and Resources	-	-	-
43 Lease Purchases	-	-	-
44 Livestock and Poultry	-	-	-
45 Land and Right-of-way	-	-	-
46 Building, Construction and Renovation	-	-	-
48 Debt Service	-	-	-
51 Inmate Pay and Health Services	-	-	-
52 Tuitions, Awards and Incentives	-	-	-
53 Refunds and Restitutions	-	-	-
54 Jail Backup, County Jails and Other	-	-	-
55 Payment to Gov. Sub-Division	-	1,241.50	1,241.50
59 Assistance Payments to Agencies	-	-	-
61 Loans, Taxes and Other Disbursements	-	-	-
62 Transfers - Out Sourced Health Care	-	-	-
64 Merchandise for Resale	-	-	-
<i>Total Expenditures</i>	<u>53,203.24</u>	<u>49,124.88</u>	<u>102,328.12</u>
<i>Excess of Revenues Over (Under) Expenditures</i>	<u>118,635.97</u>	<u>22,830.51</u>	<u>141,466.48</u>
Cash			
Beginning Cash Balance	66,925.20	247,040.92	313,966.12
Revenue Received this Month	171,839.21	71,955.39	243,794.60
Expenditures made this Month	(53,203.24)	(49,124.88)	(102,328.12)
Change in Liabilities	(1,099.04)	-	(1,099.04)
Transfers	-	-	-
Adjustments	-	-	-
<i>Ending Cash Balance</i>	<u>\$ 184,462.13</u>	<u>\$ 269,871.43</u>	<u>\$ 454,333.56</u>

Oklahoma Department of Corrections
Statement of Revenues, Expenditures and Changes in Fund Balances
Non-Appropriated Funds
As of July 1, 2023 through April 30, 2024

Revenue Code	Revenues	200 Fund	205 Fund	210 Fund	225 Fund	230 Fund	235 Fund	280 Fund	283 Fund	Funds
Current:										
428199	Disbursement Fees	\$ 7,481.32	\$ -	\$ -	\$ -	\$ -	\$ -	\$ -	\$ -	\$ 7,481.32
433107	Sale of Contraband	16,750.99	-	-	-	-	-	-	-	16,750.99
433147	Bank Charge Back / Returned Check Fee	-	-	-	-	-	-	-	-	-
433199	Other Fines, Forfeits, Penalties (Admin. Fees, Inst. Debts)	113,926.34	-	87,510.21	-	32,379.75	-	23,190.65	-	257,006.95
441105	Interest on Investments	385,283.36	20,032.78	-	-	-	-	158,434.05	-	563,750.19
443103	Rent from Land & Buildings	23,843.83	-	-	-	-	-	-	-	23,843.83
451101	Insurance and Other Reimbursement for Damages	550,701.64	-	-	-	-	-	-	-	550,701.64
452005	Reimbursement for Administrative Expense (PPWP)	123,927.87	-	-	-	-	-	-	-	123,927.87
452117	Reimbursement of Data Processing Fees	-	-	-	-	-	-	-	-	-
453003	Reimbursement for Travel Expense	-	-	-	-	-	-	-	-	-
455201	Federal Reimbursements	2,127,874.64	-	-	-	-	-	-	-	2,127,874.64
456101	Federal Funds Rec'd from Non-Gov. Ag.	458,593.10	-	-	-	-	-	-	-	458,593.10
458101	Refunded Money Previously Disbursed - Goods & Services	510,658.31	-	-	-	-	-	-	-	510,658.31
458105	Reimbursement for Funds Expended (Refunds - Payroll Reim.)	69,133.92	-	-	-	-	-	-	-	69,133.92
459151	Pharmaceuticals Rebate	-	-	-	-	-	-	-	-	-
459171	Program Income (Dog Programs)	519.41	-	-	-	-	-	-	-	519.41
459199	Other Grants, Refunds and Reimbursements (P-card Rebate)	277,484.96	-	-	-	-	-	28,926.85	-	306,411.81
471222	Farm Products General	-	-	-	-	-	-	13,346,640.46	-	13,346,640.46
473105	Charge for Service - (Water Treatment Plant)	38,500.00	-	-	-	-	-	-	-	38,500.00
473176	Laboratory and Medical Services	141,512.44	-	-	-	-	-	-	-	141,512.44
474105	Sale of Documents (Copies)	23,865.27	-	-	-	-	-	-	-	23,865.27
474122	Food & Beverage Sales	51,382.07	-	-	-	-	-	-	-	51,382.07
474124	Canteen and Concession Income	-	6,793,226.10	-	-	-	-	-	-	6,793,226.10
474131	Sale of Merchandise	-	-	-	-	-	-	14,296,743.87	-	14,296,743.87
478105	Registration Fees	-	-	-	-	-	-	-	-	-
479121	Paper & Other Recyclable Materials	-	-	-	-	-	-	-	-	-
479131	Notification of Confinement - Social Security Admin	61,200.00	-	-	-	-	-	-	-	61,200.00
481102	Contributions - Patients & Inmates	225,940.59	-	-	-	-	-	-	-	225,940.59
481121	Probation & Parole Fees, DNA Fees, GPS Fees, Restitution Fees	2,754,503.17	-	-	-	-	-	-	-	2,754,503.17
481158	Asset Forfeiture - Federal Judgements	-	-	-	-	11,915.22	-	-	-	11,915.22
482101	Deposits by Patients and Offenders (Program Fees - Work Release)	4,518,650.02	-	-	-	-	-	55,121.09	-	4,573,771.11
483607	Sale of Salvage	115,851.23	-	-	-	-	-	-	-	115,851.23
483612	Sale of Land and/or Land Improvements	-	-	-	-	-	-	-	-	-
483612	Funds Transferred from LRPC	-	-	-	-	-	-	-	79,803.20	79,803.20
Total Revenues		12,597,584.48	6,813,258.88	87,510.21	-	44,294.97	-	27,909,056.97	79,803.20	47,531,508.71
Expenditures										
Current:										
11,12,13	Payroll	57,822.01	-	-	-	-	-	7,444,429.94	-	7,502,251.95
15	Professional Services	3,883,648.45	1,861,344.60	101,093.58	-	-	101,382.50	255,993.96	44,250.00	6,247,713.09
21, 22	Travel	46,685.80	9,264.16	15,961.68	-	-	-	43,069.08	-	114,980.72
31	Misc. Admin. Expenses	29,464.45	438,642.22	90.00	-	-	-	624,794.69	-	1,092,991.36
32	Rent	171,035.11	65,468.64	-	-	-	3,879.06	194,539.58	-	434,922.39
33	Maintenance and Repair	1,286,265.46	309,067.27	-	-	-	-	897,663.76	-	2,492,996.49
34	Specialized Supplies and Materials	286,028.72	571,530.55	963.06	-	-	-	446,590.28	-	1,305,112.61
35	Production, Safety and Security	634,076.41	35,418.46	1,012.50	-	-	-	304,435.45	-	974,942.82
36	General Operating Expenses	6,034.63	176,388.04	622.26	-	-	-	34,308.01	-	217,352.94
37	Shop Expense	149,756.07	40,178.83	5,154.10	-	-	-	1,413,154.66	-	1,608,243.66
41	Furniture and Equipment	909,048.92	348,051.70	-	-	-	2,452,790.85	245,167.38	-	3,955,058.85
42	Library Equipment and Resources	-	-	-	-	-	-	-	-	-
43	Lease Purchases	-	-	-	-	-	-	-	-	-
44	Livestock and Poultry	-	-	-	-	-	-	-	-	-
45	Land and Right-of-way	-	-	-	-	-	-	-	-	-
46, 47	Building, Construction and Renovation	1,440.00	-	-	-	-	-	36,830.00	-	38,270.00
48	Debt Service	-	-	-	-	-	-	-	-	-
51	Inmate Pay and Health Services	9,897.39	3,084,692.42	-	-	-	-	870,377.65	-	3,964,967.46
52	Tuitions, Awards and Incentives	-	-	-	-	-	-	-	-	-
53	Refunds and Restitutions	-	-	-	-	-	-	-	-	-
54	Jail Backup, County Jails and Other	3,044,497.23	-	-	72,451.36	-	-	-	-	3,116,948.59
55	Payment to Gov. Sub-Division	-	-	-	-	-	-	-	-	-
59	Assistance Payments to Agencies	-	-	-	-	-	-	-	-	-
61	Loans, Taxes and other Disbursements	262.78	40.00	-	-	-	-	-	-	302.78
62	Transfers - Out Sourced Health Care	1,468,370.04	-	-	-	-	-	-	-	1,468,370.04
64	Merchandise for Resale	3,097.69	-	-	-	-	-	11,567,250.79	-	11,570,348.48
Total Expenditures		11,987,431.16	6,940,086.89	124,897.18	72,451.36	-	2,558,052.41	24,378,605.23	44,250.00	46,105,774.23
Excess of Revenues Over (Under) Expenditures		610,153.32	(126,828.01)	(37,386.97)	(72,451.36)	44,294.97	(2,558,052.41)	3,530,451.74	35,553.20	1,425,734.48
Cash										
Beginning Cash Balance		16,920,789.85	873,902.57	1,161,140.34	72,451.36	-	2,558,052.41	6,859,810.75	184,000.00	28,630,147.28
Revenue Received this Year		12,597,584.48	6,813,258.88	87,510.21	-	44,294.97	-	27,909,056.97	79,803.20	47,531,508.71
Expenditures made this Year		(11,987,431.16)	(6,940,086.89)	(124,897.18)	(72,451.36)	-	(2,558,052.41)	(24,378,605.23)	(44,250.00)	(46,105,774.23)
Beginning Change in Liabilities		(27,458.33)	(2,619.09)	(855.00)	-	-	-	(446,843.34)	-	(477,775.76)
Transfers		(3,218.66)	-	-	-	-	-	-	-	(3,218.66)
Adjustments		-	-	-	-	-	-	-	-	-
Ending Cash Balance		\$ 17,500,266.18	\$ 744,455.47	\$ 1,122,898.37	\$ (0.00)	\$ 44,294.97	\$ 0.00	\$ 9,943,419.15	\$ 219,553.20	\$ 29,574,887.34

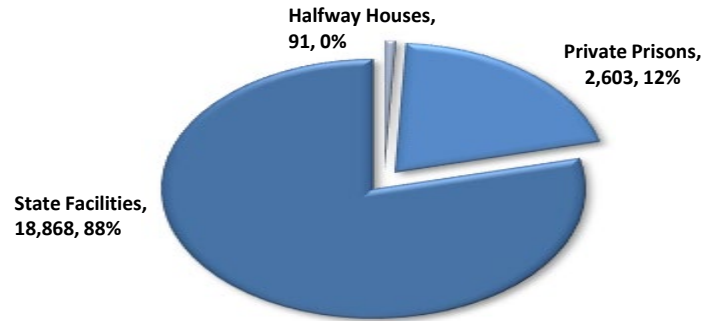
Oklahoma Department of Corrections
Statement of Revenues, Expenditures and Changes in Fund Balances
Non-Appropriated Funds
For the Month of April 2024

	200 Fund	205 Fund	210 Fund	225 Fund	230 Fund	235 Fund	280 Fund	283 Fund	Funds
Revenue									
Code									
Revenues									
Current:									
428199 Disbursement Fees	\$ 700.81	\$ -	\$ -	\$ -	\$ -	\$ -	\$ -	\$ -	\$ 700.81
433107 Sale of Contraband	92.00	-	-	-	-	-	-	-	92.00
433147 Bank Charge Back / Returned Check Fee	-	-	-	-	-	-	-	-	-
433199 Other Fines, Forfeits, Penalties (Admin. Fees, Inst. Debts)	12,544.50	-	10,486.50	-	-	-	-	-	23,031.00
441105 Interest on Investments	43,101.26	1,872.80	-	-	-	-	24,352.24	-	69,326.30
443103 Rent from Land & Buildings	2,266.77	-	-	-	-	-	-	-	2,266.77
451101 Insurance and Other Reimbursement for Damages	4,215.42	-	-	-	-	-	-	-	4,215.42
452005 Reimbursement for Administrative Expense (PPWP)	11,410.00	-	-	-	-	-	-	-	11,410.00
452117 Reimbursement of Data Processing Fees	-	-	-	-	-	-	-	-	-
453003 Reimbursement for Travel Expense	-	-	-	-	-	-	-	-	-
455201 Federal Reimbursements	-	-	-	-	-	-	-	-	-
456101 Federal Funds Rec'd from Non-Gov. Ag.	16,132.98	-	-	-	-	-	-	-	16,132.98
458101 Refunded Money Previously Disbursed - Goods & Services	-	-	-	-	-	-	-	-	-
458105 Reimbursement for Funds Expended (Refunds - Payroll Reim.)	4,765.18	-	-	-	-	-	-	-	4,765.18
459151 Pharmaceuticals Rebate	-	-	-	-	-	-	-	-	-
459171 Program Income (Dog Programs)	-	-	-	-	-	-	-	-	-
459199 Other Grants, Refunds and Reimbursements (P-card Rebate)	6,178.86	-	-	-	-	-	-	-	6,178.86
471122 Farm Products General	-	-	-	-	-	-	1,756,119.34	-	1,756,119.34
473105 Charge for Service - (Water Treatment Plant)	7,700.00	-	-	-	-	-	-	-	7,700.00
473176 Laboratory and Medical Services	13,682.67	-	-	-	-	-	-	-	13,682.67
474105 Sale of Documents (Copies)	2,517.20	-	-	-	-	-	-	-	2,517.20
474122 Food and Beverage Sales	4,030.63	-	-	-	-	-	-	-	4,030.63
474124 Canteen and Concession Income	-	503,344.25	-	-	-	-	-	-	503,344.25
474131 Sale of Merchandise	-	-	-	-	-	-	1,863,882.60	-	1,863,882.60
478105 Registration Fees	-	-	-	-	-	-	-	-	-
479121 Paper & Other Recyclable Materials	-	-	-	-	-	-	-	-	-
479131 Notification of Confinement - Social Security Admin	11,400.00	-	-	-	-	-	-	-	11,400.00
481102 Contributions - Patients & Inmates	-	-	-	-	-	-	-	-	-
481121 Probation & Parole Fees, DNA Fees, GPS Fees, Restitution Fees	267,998.75	-	-	-	-	-	-	-	267,998.75
481158 Asset Forfeiture - Federal Judgements	-	-	-	-	-	-	-	-	-
482101 Deposits by Patients and Offenders (Program Fees - Work Release)	438,292.98	-	-	-	-	-	12,914.37	-	451,207.35
483607 Sale of Salvage	11,297.70	-	-	-	-	-	-	-	11,297.70
483612 Sale of Land and/or Land Improvements	-	-	-	-	-	-	-	-	-
Total Revenues	858,327.71	505,217.05	10,486.50	-	-	-	3,657,268.55	-	4,580,092.46
<i>(Under) Expenditures</i>	<i>-</i>	<i>-</i>	<i>-</i>	<i>-</i>	<i>-</i>	<i>-</i>	<i>-</i>	<i>-</i>	<i>-</i>
Account									
Code									
Expenditures									
Current:									
11,12,13 Payroll	6,425.05	-	-	-	-	-	696,077.95	-	702,503.00
15 Professional Services	421,640.45	458,506.92	12,369.25	-	-	-	41,544.08	-	934,060.70
21, 22 Travel	6,543.48	650.11	3,530.00	-	-	-	3,518.69	-	14,242.28
31 Misc. Admin. Expenses	5,247.55	41,375.93	-	-	-	-	54,320.75	-	100,944.23
32 Rent	146,046.36	2,043.57	-	-	-	-	85,340.24	-	233,430.17
33 Maintenance and Repair	185,040.87	22,586.52	-	-	-	-	106,833.57	-	314,460.96
34 Specialized Supplies and Materials	40,887.35	37,503.69	-	-	-	-	38,746.87	-	117,137.91
35 Production, Safety and Security	30,013.61	1,032.75	171.00	-	-	-	36,944.53	-	68,161.89
36 General Operating Expenses	-	10,435.75	-	-	-	-	1,595.73	-	12,031.48
37 Shop Expense	16,177.60	1,073.44	252.50	-	-	-	168,126.56	-	185,630.10
41 Furniture and Equipment	-	8,705.14	-	-	-	-	75,050.35	-	83,755.49
42 Library Equipment and Resources	-	-	-	-	-	-	-	-	-
43 Lease Purchases	-	-	-	-	-	-	-	-	-
44 Livestock and Poultry	-	-	-	-	-	-	-	-	-
45 Land and Right-of-way	-	-	-	-	-	-	-	-	-
46, 47 Building, Construction and Renovation	-	-	-	-	-	-	-	-	-
48 Debt Service	-	-	-	-	-	-	-	-	-
51 Inmate Pay and Health Services	-	422,739.00	-	-	-	-	82,252.60	-	504,991.60
52 Tuitions, Awards and Incentives	-	-	-	-	-	-	-	-	-
53 Refunds and Restitutions	-	-	-	-	-	-	-	-	-
54 Jail Backup, County Jails and Other	689,634.00	-	-	-	-	-	-	-	689,634.00
55 Payment to Gov. Sub-Division	-	-	-	-	-	-	-	-	-
59 Assistance Payments to Agencies	-	-	-	-	-	-	-	-	-
61 Loans, Taxes and other Disbursements	-	40.00	-	-	-	-	-	-	40.00
62 Transfers - Out Sourced Health Care	7,962.93	-	-	-	-	-	-	-	7,962.93
64 Merchandise for Resale	1,590.46	-	-	-	-	-	1,304,405.11	-	1,305,995.57
Total Expenditures	1,557,209.71	1,006,692.82	16,322.75	-	-	-	2,694,757.03	-	5,274,982.31
Excess of Revenues Over	(698,882.00)	(1,006,692.82)	(16,322.75)	-	-	-	(2,694,757.03)	-	(5,274,982.31)
<i>(Under) Expenditures</i>	<i>-</i>	<i>-</i>	<i>-</i>	<i>-</i>	<i>-</i>	<i>-</i>	<i>-</i>	<i>-</i>	<i>-</i>
Cash									
Beginning Cash Balance	18,325,812.92	1,246,346.96	1,128,734.62	-	44,294.97	-	9,233,160.32	219,553.20	30,197,902.99
Revenue Received this Month	858,327.71	505,217.05	10,486.50	-	-	-	3,657,268.55	-	5,031,299.81
Expenditures made this Month	(1,557,209.71)	(1,006,692.82)	(16,322.75)	-	-	-	(2,694,757.03)	-	(5,274,982.31)
Beginning Change in Liabilities	(126,664.74)	(415.72)	-	-	-	-	(252,252.69)	-	(379,333.15)
Transfers (Cares Act Funding & OMS/IKON Funding)	-	-	-	-	-	-	-	-	-
Adjustments	-	-	-	-	-	-	-	-	-
Ending Cash Balance	\$ 17,500,266.18	\$ 744,455.47	\$ 1,122,898.37	\$ -	\$ 44,294.97	\$ -	\$ 9,943,419.15	\$ 219,553.20	\$ 29,574,887.34

Incarcerates

	Females	Males	Total
State Facilities			
Current Population	2,210	16,658	18,868
Population Last Year	2,219	15,152	17,371
Change	(9)	1,506	1,497
Private Prisons			
Current Population	0	2,603	2,603
Population Last Year	0	3,984	3,984
Change	0	(1,381)	(1,381)
Halfway Houses			
Current Population	0	91	91
Population Last Year	0	96	96
Change	0	(5)	(5)
Out Count			
Current Population	42	216	258
Population Last Year	21	271	292
Change	21	(55)	(34)
County Jail Transfers Pending			
Current Population	52	905	957
Population Last Year	43	1,272	1,315
Change	9	(367)	(358)
Grand Total			
Current Population	2,304	20,473	22,777
Population Last Year	2,283	20,775	23,058
Change	21	(302)	(281)

Inmates in State Facilities vs. Contract Facilities

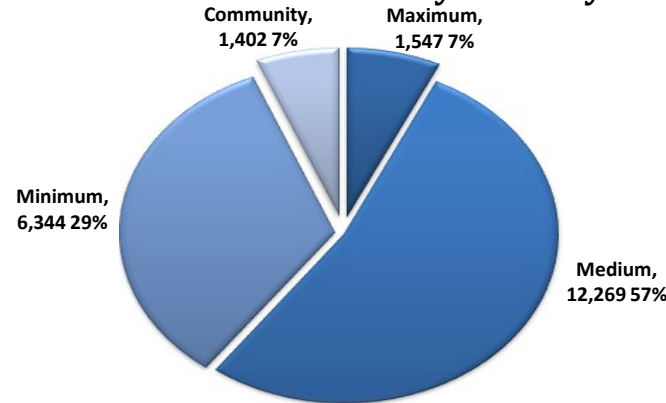


Community Offenders

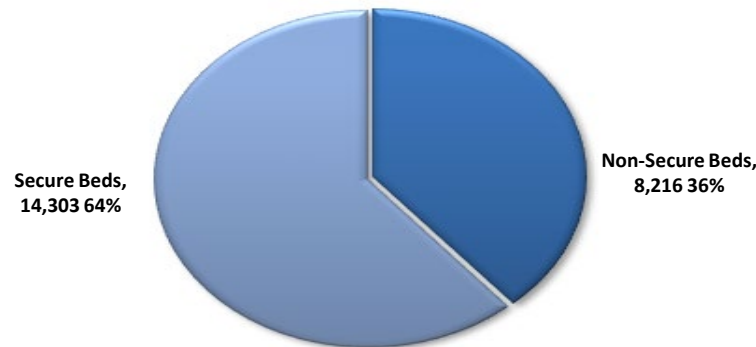
19

	Females	Males	Total
GPS			
Current Population	72	124	196
Population Last Year	44	124	168
Change	28	0	28
Community Sentencing			
Current Population	679	1,883	2,562
Population Last Year	622	1,662	2,284
Change	57	221	278
Parole Supervision			
Current Population	588	2,407	2,995
Population Last Year	280	1,285	1,565
Change	308	1,122	1,430
Probation Supervision			
Current Population	3,969	14,600	18,569
Population Last Year	3,658	12,242	15,900
Change	311	2,358	2,669
Community Supervision			
Current Population	5,308	19,014	24,322
Population Last Year	4,604	15,313	19,917
Change	704	3,701	4,405

Inmate Distribution by Security Level



Percentage of Inmates in Secure and Non-Secure Beds



Secure beds include beds in maximum and medium state and contract facilities.

Non-Secure beds include beds in minimum, state, and contract facilities, community corrections centers and halfway houses.

Board of Corrections – Population Analysis



As of

April 30, 2024

	Females	Males	Total
Total System Population			
Current Population	7,612	39,487	47,099
Population Last Year	6,887	36,088	42,975
Change	725	3,399	4,124



Board of Corrections – Population Information

As of
April 30, 2024

Largest Percentage of Convictions

Male Crimes	Total	Percentage	Female Crimes	Total	Percentage
Murder I	1,208	6%	Child Abuse	227	10%
Robbery/Attempted Robbery	989	5%	Trafficking in Illegal Drugs	193	9%
Lewd/Indecent Acts of Child	1,047	5%	Murder I	128	6%
Rape I	853	4%	Manslaughter I	107	5%

Death Row Inmates

Male	32
Female	1

Youthful Offenders

Male	10
Female	0

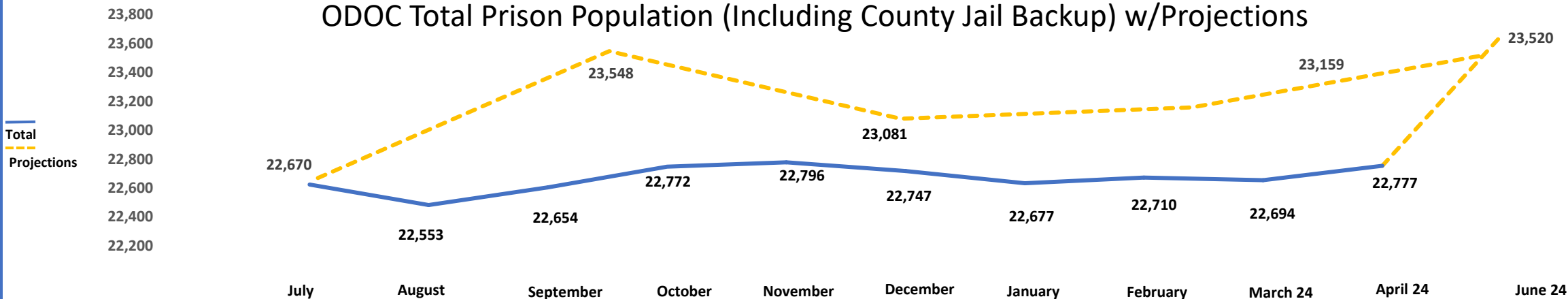
Inmates Earned Credit Level

Level	Change	Total	Percentage
1	↑ / 5%	3,800	16%
2	↓ / 1%	1,774	8%
3	↓ / 2%	2,118	10%
4	↓ / 1%	13,858	65%

Receptions and Releases for the Fiscal Year 2024

	Total	July	August	September	October	November	December	January	February	March	April	May	June
Female Receptions	779	47	96	95	84	58	62	102	80	77	78		
Female Releases	809	89	91	84	92	89	68	70	83	75	68		
Male Receptions	4,620	374	446	535	567	496	495	419	456	413	419		
Male Releases	4,544	477	499	448	475	481	360	486	462	427	429		

ODOC Total Prison Population (Including County Jail Backup) w/Projections



Section-10 Training and Staff Development	P-100100	Page: 1	Effective Date: 06/03/2024
Training and Staff Development	ACA Standards: 2-CO-1C-14, 2-CO-1D-01, 2-CO-1D-03, 2-CO-1D-04, 2-CO-1D-05, 2-CO-2D-10, 5-ACI-1D-01, 5-ACI-1D-03, 5-ACI-1D-05, 5-ACI-1D-07, 5-ACI-1D-17, 5-ACI-1D-22, 4-ACRS-7B-10, 4-ACRS-7B-11, 4-ACRS-7B-18, 4-ACRS-7B-19, 4-APPFS-3A-06, 4-APPFS-3A-19, 4-APPFS-3A-21		
T. Hastings Siegfried, Chair Oklahoma Board of Corrections			

Training and Staff Development Standards

I. Training and Staff Development

The Oklahoma Department of Corrections (ODOC) will provide employees with the opportunity for training and staff development necessary to develop job related expertise, foster professional growth, and encourage the pursuit of career goals. (2-CO-1C-14)

Qualified staff will plan, coordinate, and supervise the training program. (2-CO-1D-01, 5-ACI-1D-01, 4-ACRS-7B-10, 4-APPFS-3A-06)

A. Orientation

Orientation standards will be developed for the training of new staff. All new employees, part-time and contract staff and volunteers will receive orientation prior to job assignment. (2-CO-1D-05, 5-ACI-1D-17, 4-ACRS-7B-18)

B. Job Specific Training

ODOC will provide job specific training that is oriented toward specific learning objectives designed to prepare new employees to perform their jobs in a professional, safe, and effective manner.

C. In-Service Training

Employees will be provided with mandatory and elective training opportunities that meet statutory requirements and foster continuing professional development.

D. Leadership/Management Training

Employees will be provided with the training necessary and required to develop supervisory and managerial capabilities that meet statutory requirements and foster continuing professional development. (2-CO-1C-14)

E. Succession Planning

ODOC will develop a program to provide a systematic approach to ensure leadership continuity, develop potential successors in ways that best fit their

Section-10 Training and Staff Development	P-100100	Page: 2	Effective Date: 06/03/2024
-------------------------------------------	----------	---------	----------------------------

strengths, and identify the best candidates for categories of positions.

F. Professional Seminars and Conferences

Employees will be provided opportunities to attend professionally related seminars and conferences that enhance professionalism and job knowledge. (2-CO-1D-10) Resources of other public and private agencies may be utilized as available. (2-CO-1D-04, 5-ACI-1D-07, 5-ACI-1D-22, 4-ACRS-7B-19, 4-APPFS-3A-21)

II. Annual Review

- A. ODOC will review curriculum for new correctional officers annually which will be approved by the Oklahoma Board of Corrections (OBOC) (57 O.S. § 510 A. 4.).
- B. The agency's training plan will provide for ongoing evaluation of all orientation, job specific, and in-service training. Specialized training programs will be re-evaluated at least annually. (2-CO-1D-03, 5-ACI-1D-01, 5-ACI-1D-03, 5-ACI-1D-05, 4-ACRS-7B-11, 4-APPFS-3A-19)

III. References

57 O.S. § 510 A. 4.

74 O.S. § 840-3.1.

Personnel Administration Rule 260:25-17-90 through Personnel Administration Rule 260:25-17-97 "Mandatory Supervisory Training"

IV. Action

The agency director is responsible for compliance with this policy.

The agency director is responsible for the annual review and revisions.

Any exceptions to this policy statement will require prior written approval of the Oklahoma Board of Corrections.

This policy is effective as indicated.

Replaced: Policy Statement P-100100 entitled "Training and Staff Development Standards" dated April 6, 2022

Distribution: Policy and Operations Manuals
Agency Website

Section-10 Training and Staff Development	P-100100	Page: 1	Effective Date: 04/06/2022Draft
Training and Staff Development	ACA Standards: 2-CO-1C-14, 2-CO-1D-01, 2-CO-1D-03, 2-CO-1D-04, 2-CO-1D-05, 2-CO-2D-10, 5-ACI-1D-01, 5-ACI-1D-03, 5-ACI-1D-05, 5-ACI-1D-07, 5-ACI-1D-17, 5-ACI-1D-22, 4-ACRS-7B-10, 4-ACRS-7B-11, 4-ACRS-7B-18, 4-ACRS-7B-19, 4-APPFS-3A-06, 4-APPFS-3A-19, 4-APPFS-3A-21		
T. Hastings Siegfried, Chair Oklahoma Board of Corrections			

Training and Staff Development Standards

I. Training and Staff Development

The Oklahoma Department of Corrections (ODOC) will provide employees with the opportunity for training and staff development necessary to develop job related expertise, foster professional growth, and encourage the pursuit of career goals. (2-CO-1C-14)

Qualified staff will plan, coordinate, and supervise the training program. (2-CO-1D-01, 5-ACI-1D-01, 4-ACRS-7B-10, 4-APPFS-3A-06)

A. Orientation

Orientation standards will be developed for the training of new staff. All new employees, part-time and contract staff and volunteers will receive orientation prior to job assignment. (2-CO-1D-05, 5-ACI-1D-17, 4-ACRS-7B-18)

B. Job Specific Training

ODOC will provide job specific training that is oriented toward specific learning objectives designed to prepare new employees to perform their jobs in a professional, safe, and effective manner.

C. In-Service Training

Employees will be provided with mandatory and elective training opportunities that meet statutory requirements and foster continuing professional development.

D. Leadership/Management Training

Employees will be provided with the training necessary and required to develop supervisory and managerial capabilities that meet statutory requirements and foster continuing professional development. (2-CO-1C-14)

E. Succession Planning

ODOC will develop a program to provide a systematic approach to ensure leadership continuity, develop potential successors in ways that best fit their

Section-10 Training and Staff Development	P-100100	Page: 2	Effective Date: 04/06/2022 Draft
-------------------------------------------	----------	---------	------------------------------------------------

strengths, and identify the best candidates for categories of positions.

F. Professional Seminars and Conferences

Employees will be provided opportunities to attend professionally related seminars and conferences that enhance professionalism and job knowledge. (2-CO-1D-10) Resources of other public and private agencies may be utilized as available. (2-CO-1D-04, 5-ACI-1D-07, 5-ACI-1D-22, 4-ACRS-7B-19, 4-APPFS-3A-21)

II. Annual Review

A. ODOC will review curriculum for new correctional officers annually which will be approved by the Oklahoma Board of Corrections (OBOC) (57 O.S. § 510 A. 4.).

B. The agency's training plan will provide for ongoing evaluation of all orientation, job specific, and in-service training. Specialized training programs will be re-evaluated at least annually. (2-CO-1D-03, 5-ACI-1D-01, 5-ACI-1D-03, 5-ACI-1D-05, 4-ACRS-7B-11, 4-APPFS-3A-19)

III. References

57 O.S. § 510 A. 4.

74 O.S. § 840-3.1.

Merit–Personnel Administration Rule 260:25-17-90 through Merit–Personnel Administration Rule 260:25-17-97 “Mandatory Supervisory Training”

IV. Action

The agency director is responsible for compliance with this policy.

The agency director is responsible for the annual review and revisions.

Any exceptions to this policy statement will require prior written approval of the Oklahoma Board of Corrections.

This policy is effective as indicated.

Replaced: Policy Statement P-100100 entitled “Training and Staff Development Standards” dated ~~March 24, 2021~~April 6, 2022

Distribution: Policy and Operations Manuals
Agency Website

Section-10 Training and Staff Development	P-100100	Page: 3	Effective Date: 04/06/2022 <u>Draft</u>
--------------------------------------------------	-----------------	----------------	--------------------------------------------------------------