

CADDO COUNTY

DRUG OVERDOSE DEATHS¹ (2017-2021)

NUMBER OF UNINTENTIONAL DRUG OVERDOSE DEATHS BY TYPE OF SUBSTANCE*

46

total number of unintentional drug overdose deaths

40

Methamphetamine

<5

Other Opioids (excluding fentanyl)

<5

Fentanyl

<5

Cocaine

<5

Alcohol

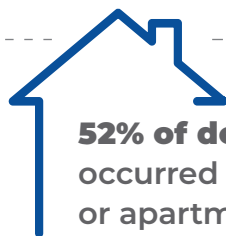
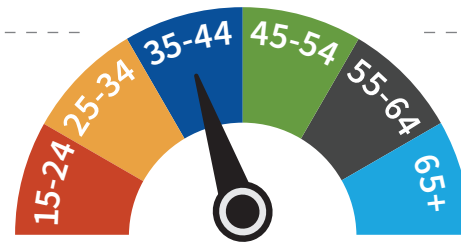
<5

Benzodiazepines

* Categories are not mutually exclusive. Deaths may involve more than one substance.

From 2017 to 2021, **Caddo County** had the **2nd highest** drug overdose death rate in the state.

Adults aged 35-44 years had the highest rate of death.



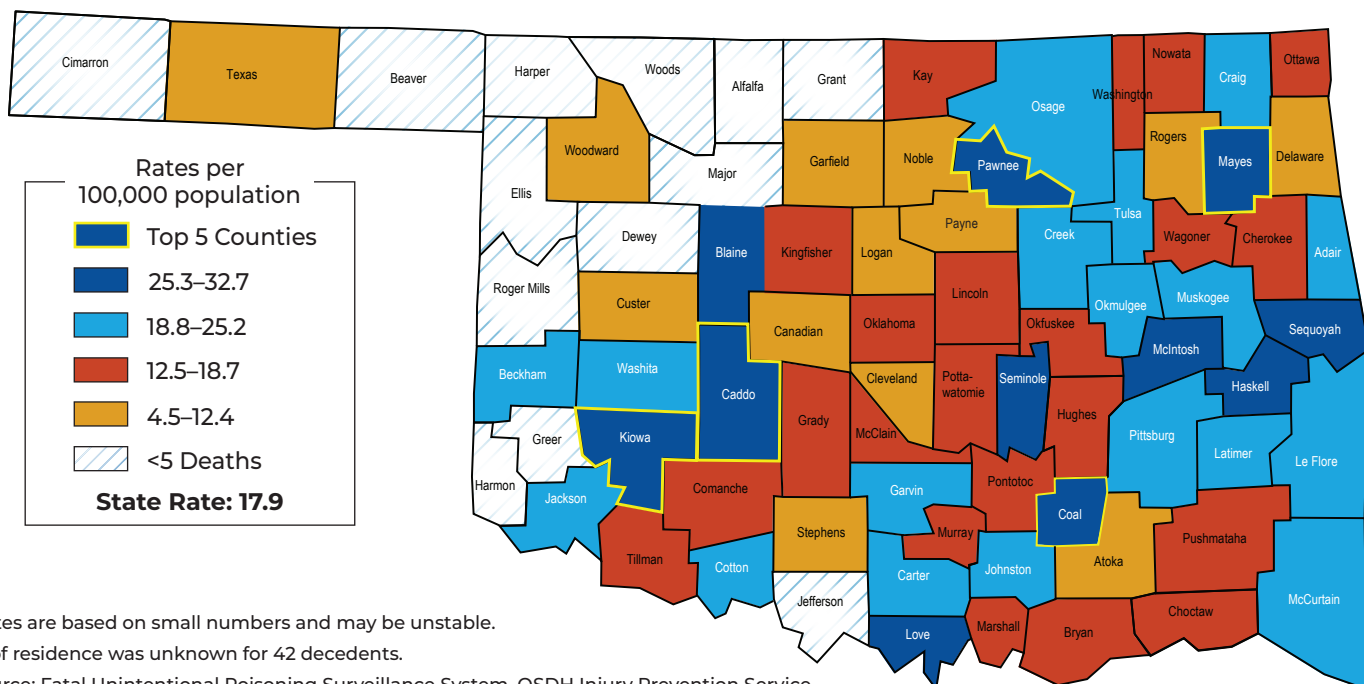
52% of deaths occurred at a home or apartment.

NON-HISPANIC AMERICAN INDIAN Caddo County residents had the **highest** rate of death.

- Males were **53% more likely** to die than females.
- Drug overdose **death rates increased 65%** from 19.6 per 100,000 (2012-2016) to 32.3 per 100,000 (2017-2021).
- **Seventeen percent** of people who died had a history of mental health problems.
- **More than half (54%)** of people who died had a history of substance use.

UNINTENTIONAL DRUG OVERDOSE DEATH RATES¹ BY COUNTY OF RESIDENCE²

► OKLAHOMA, 2017-2021



¹ Some rates are based on small numbers and may be unstable.

² County of residence was unknown for 42 decedents.

Data Source: Fatal Unintentional Poisoning Surveillance System, OSDH Injury Prevention Service

