

# KINGFISHER COUNTY

## DRUG OVERDOSE DEATHS<sup>1</sup> (2017-2021)

### NUMBER OF UNINTENTIONAL DRUG OVERDOSE DEATHS BY TYPE OF SUBSTANCE\*

11

total number of unintentional drug overdose deaths

7

Methamphetamine

<5

Other Opioids (excluding fentanyl)

<5

Fentanyl

<5

Benzodiazepines

<5

Alcohol

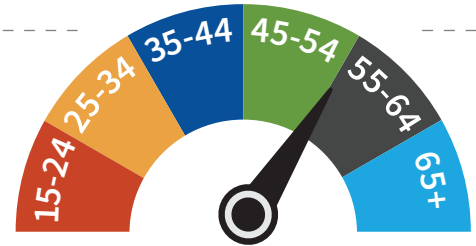
0

Cocaine

\* Categories are not mutually exclusive. Deaths may involve more than one substance.

From 2017 to 2021, **Kingfisher County** had the **48<sup>th</sup> highest** drug overdose death rate in the state.

**Adults aged 45-64 years** had the highest rate of death.

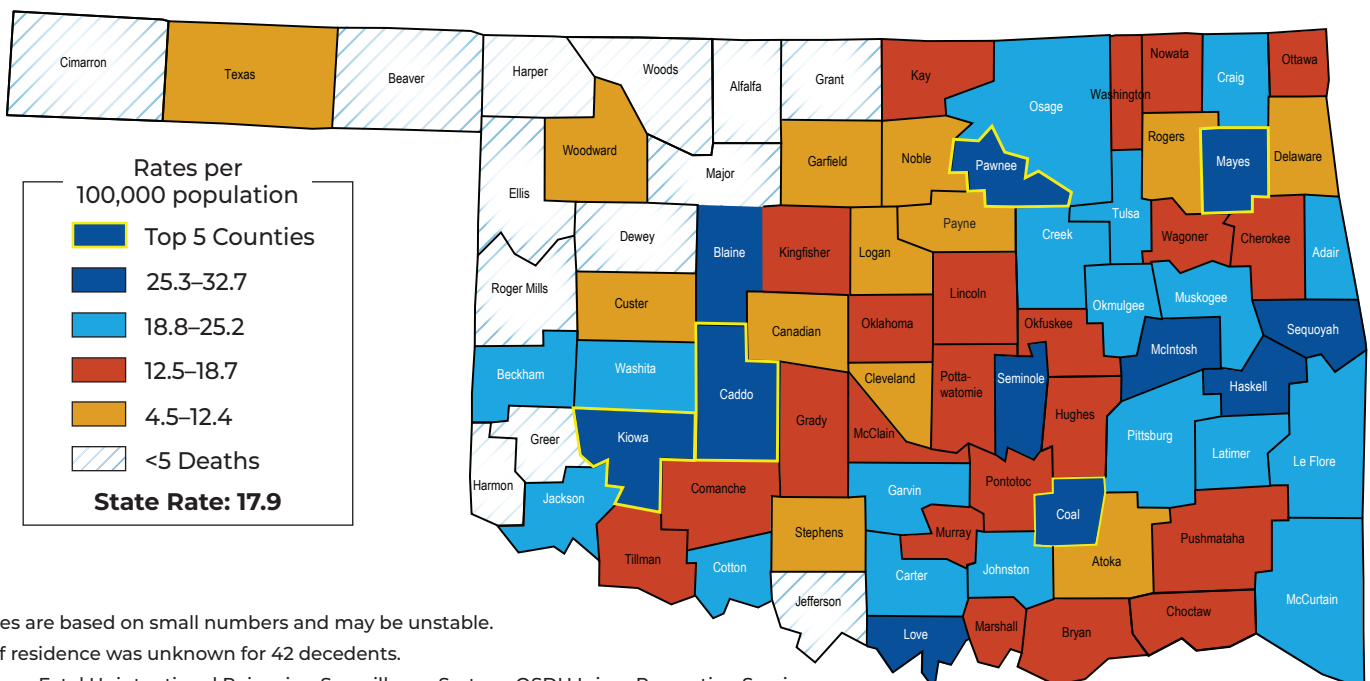


**NON-HISPANIC WHITE** Kingfisher County residents had the **highest** rate of death.

- Drug overdose **death rates increased 115%** from 6.5 per 100,000 (2012-2016) to 14 per 100,000 (2017-2021).
- Males were **3.4 times more likely** to die than females.
- **Nearly half (45%)** of people who died had a history of substance use.

## UNINTENTIONAL DRUG OVERDOSE DEATH RATES<sup>1</sup> BY COUNTY OF RESIDENCE<sup>2</sup>

► OKLAHOMA, 2017-2021



<sup>1</sup> Some rates are based on small numbers and may be unstable.

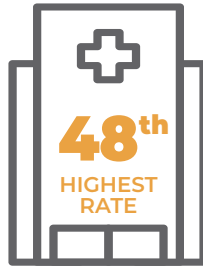
<sup>2</sup> County of residence was unknown for 42 decedents.

Data Source: Fatal Unintentional Poisoning Surveillance System, OSDH Injury Prevention Service

# KINGFISHER COUNTY

## DRUG OVERDOSE HOSPITALIZATIONS<sup>†</sup> (2019-2021)

Kingfisher County had the **48<sup>th</sup>** highest nonfatal drug overdose hospitalization rate in the state.



TEENS AND ADULTS AGED **15-24** had the highest hospitalization rate.



There were **33** Kingfisher County Residents hospitalized for a nonfatal drug overdose from 2019-2021.

- **33%** of hospitalizations were unintentional and **67%** due to self harm.
- Females were **20% more likely** to be hospitalized than males.
- Drug overdose **hospitalization rates decreased 36%** from 109.8 per 100,000 (2016-2018) to 70.3 per 100,000 (2019-2021).
- Non-Hispanic White Kingfisher County residents had the **highest rate** of hospitalizations.

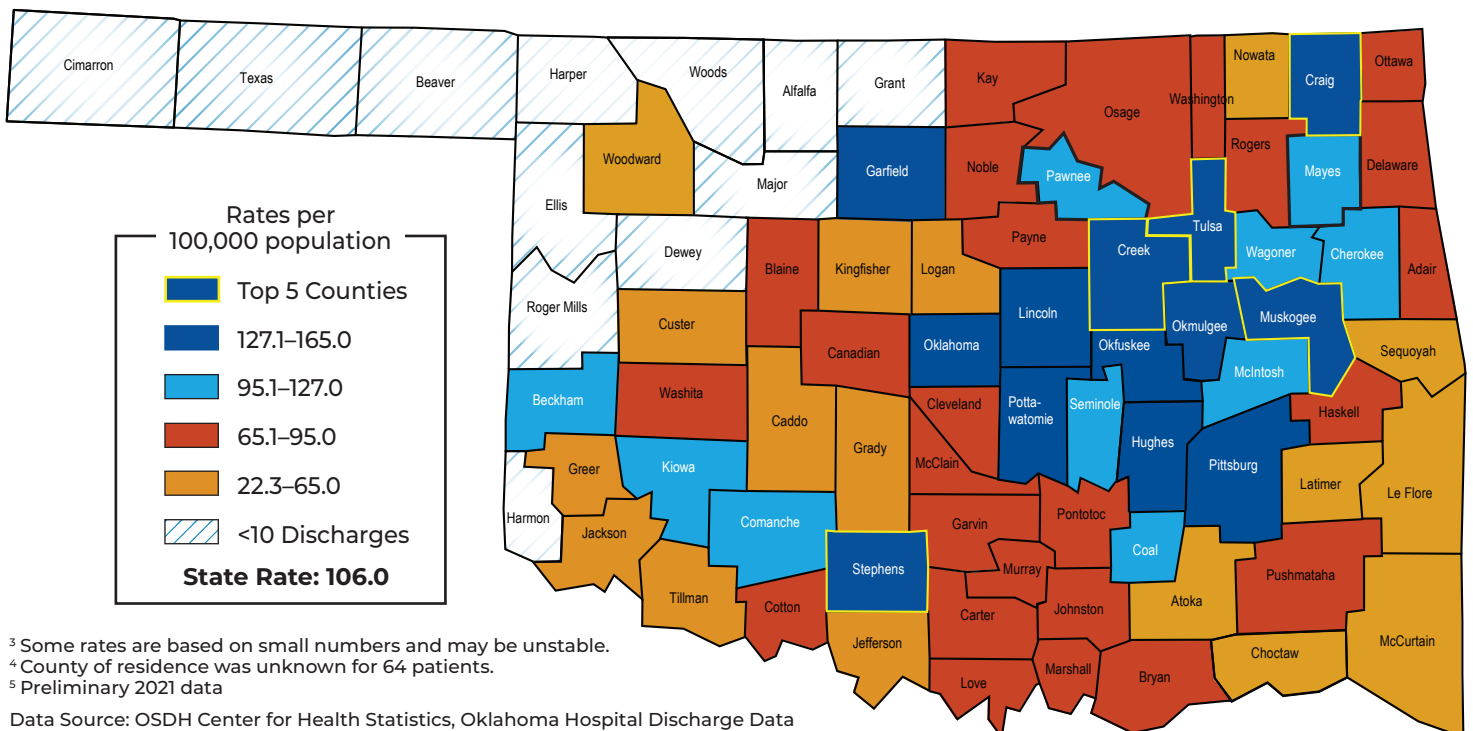
### The most common substances involved in hospitalizations were:

- ▶ Non-opioid pain medications
- ▶ Benzodiazepines
- ▶ Antidepressants
- ▶ Antipsychotics
- ▶ Opioids

<sup>†</sup> Includes all intents of nonfatal drug overdose – unintentional, self harm, undetermined, and assault

## NONFATAL DRUG OVERDOSE HOSPITALIZATION RATES<sup>3</sup> BY COUNTY OF RESIDENCE<sup>4</sup>

▶ OKLAHOMA, 2019-2021<sup>5</sup>



<sup>3</sup> Some rates are based on small numbers and may be unstable.

<sup>4</sup> County of residence was unknown for 64 patients.

<sup>5</sup> Preliminary 2021 data

Data Source: OSDH Center for Health Statistics, Oklahoma Hospital Discharge Data  
Compiled by: OSDH Injury Prevention Service

