

# MCCURTAIN COUNTY

## DRUG OVERDOSE DEATHS<sup>1</sup> (2017-2021)

### NUMBER OF UNINTENTIONAL DRUG OVERDOSE DEATHS BY TYPE OF SUBSTANCE\*

**35**

total number of unintentional drug overdose deaths

**30**

**Methamphetamine**

**<5**

**Other Opioids (excluding fentanyl)**

**<5**

**Cocaine**

**<5**

**Alcohol**

**5**

**Benzodiazepines**

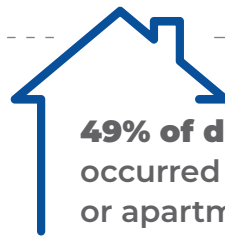
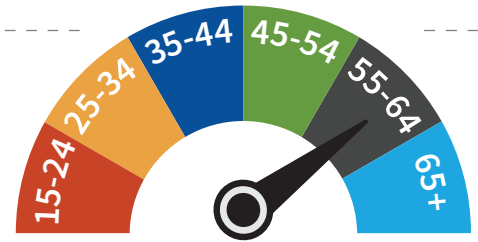
**0**

**Fentanyl**

\* Categories are not mutually exclusive. Deaths may involve more than one substance.

From 2017 to 2021, **McCurtain County** had the **22<sup>nd</sup> highest** drug overdose death rate in the state.

**Adults aged 55-64 years** had the highest rate of death.



**49% of deaths** occurred at a home or apartment.

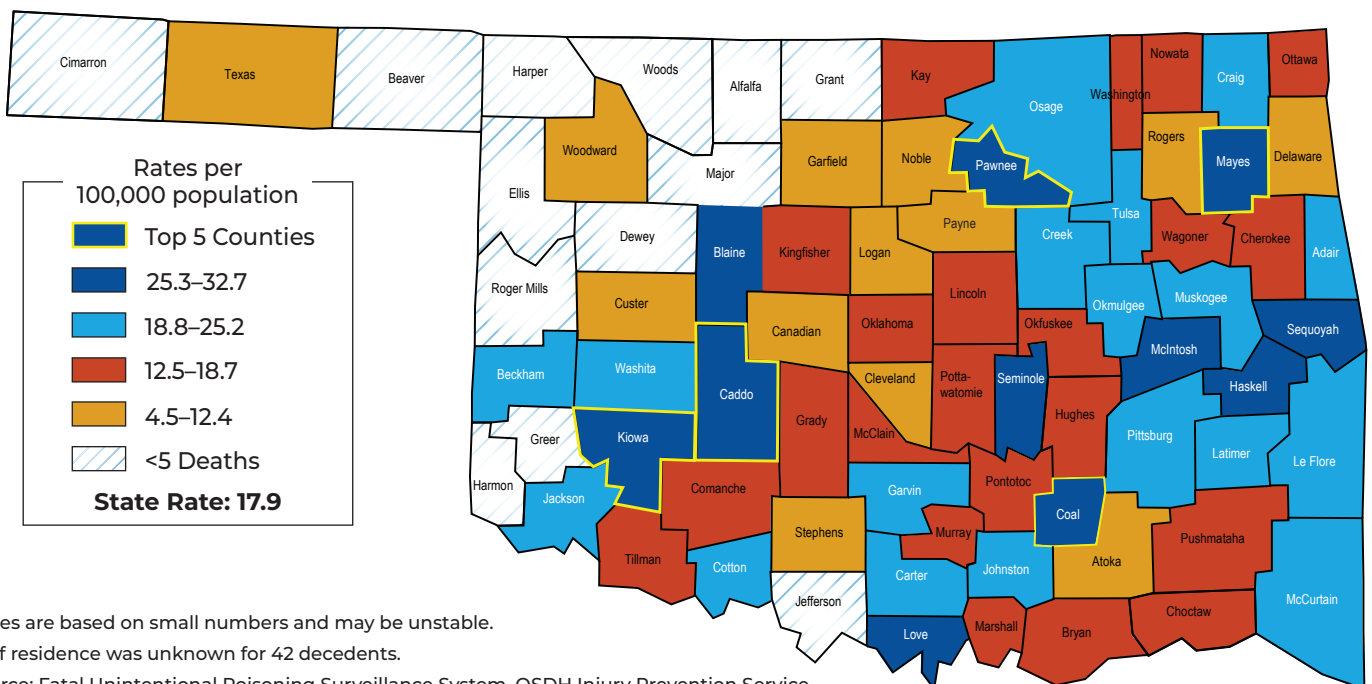
**NON-HISPANIC BLACK** McCurtain County residents had the **highest** rate of death.

- Males were **75% more likely** to die than females.
- Drug overdose **death rates decreased 13%** from 24.7 per 100,000 (2012-2016) to 21.6 per 100,000 (2017-2021).
- **Four out of five (80%)** people who died had a history of substance use.

## UNINTENTIONAL DRUG OVERDOSE DEATH RATES<sup>1</sup>

### BY COUNTY OF RESIDENCE<sup>2</sup>

► OKLAHOMA, 2017-2021



<sup>1</sup> Some rates are based on small numbers and may be unstable.

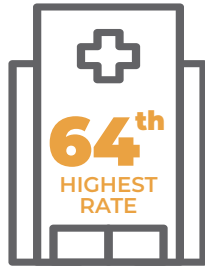
<sup>2</sup> County of residence was unknown for 42 decedents.

Data Source: Fatal Unintentional Poisoning Surveillance System, OSDH Injury Prevention Service

# MCCURTAIN COUNTY

## DRUG OVERDOSE HOSPITALIZATIONS<sup>†</sup> (2019-2021)

McCurtain County had the **64<sup>th</sup>** highest nonfatal drug overdose hospitalization rate in the state.



ADULTS AGED **55-64** had the highest hospitalization rate.



There were **33** McCurtain County Residents hospitalized for a nonfatal drug overdose from 2019-2021.

- **61%** of hospitalizations were unintentional and **30%** due to self harm.
- Drug overdose **hospitalization rates decreased 0%** from 34.3 per 100,000 (2016-2018) to 34.2 per 100,000 (2019-2021).
- Non-Hispanic White McCurtain County residents had the **highest rate** of hospitalizations.

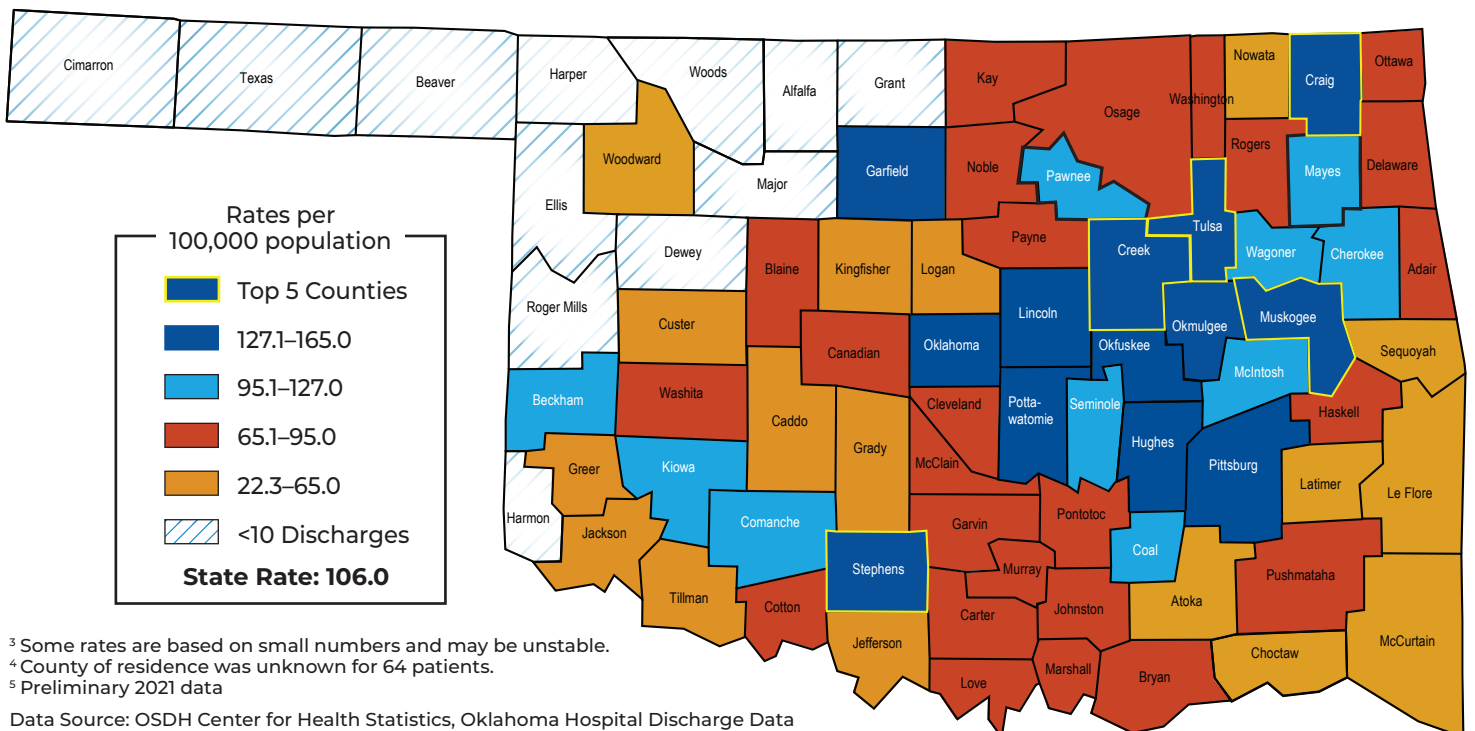
**The most common substances involved in hospitalizations were:**

- ▶ Antidepressants
- ▶ Benzodiazepines
- ▶ Opioids

<sup>†</sup> Includes all intents of nonfatal drug overdose – unintentional, self harm, undetermined, and assault

## NONFATAL DRUG OVERDOSE HOSPITALIZATION RATES<sup>3</sup> BY COUNTY OF RESIDENCE<sup>4</sup>

▶ OKLAHOMA, 2019-2021<sup>5</sup>



<sup>3</sup> Some rates are based on small numbers and may be unstable.

<sup>4</sup> County of residence was unknown for 64 patients.

<sup>5</sup> Preliminary 2021 data

Data Source: OSDH Center for Health Statistics, Oklahoma Hospital Discharge Data  
Compiled by: OSDH Injury Prevention Service

