

# NOWATA COUNTY

## DRUG OVERDOSE DEATHS<sup>1</sup> (2017-2021)

### NUMBER OF UNINTENTIONAL DRUG OVERDOSE DEATHS BY TYPE OF SUBSTANCE\*

9

total number of unintentional drug overdose deaths

6

Methamphetamine

<5

Benzodiazepines

0

Fentanyl

0

Cocaine

0

Alcohol

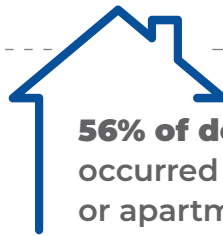
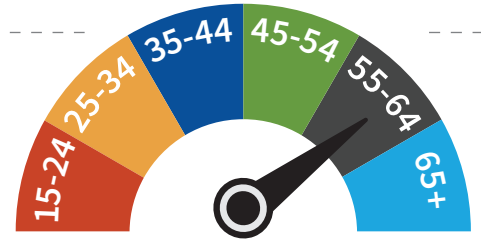
0

Other Opioids (excluding fentanyl)

\* Categories are not mutually exclusive. Deaths may involve more than one substance.

From 2017 to 2021, **Nowata County** had the **37<sup>th</sup> highest** drug overdose death rate in the state.

**Adults aged 55-64 years** had the highest rate of death.



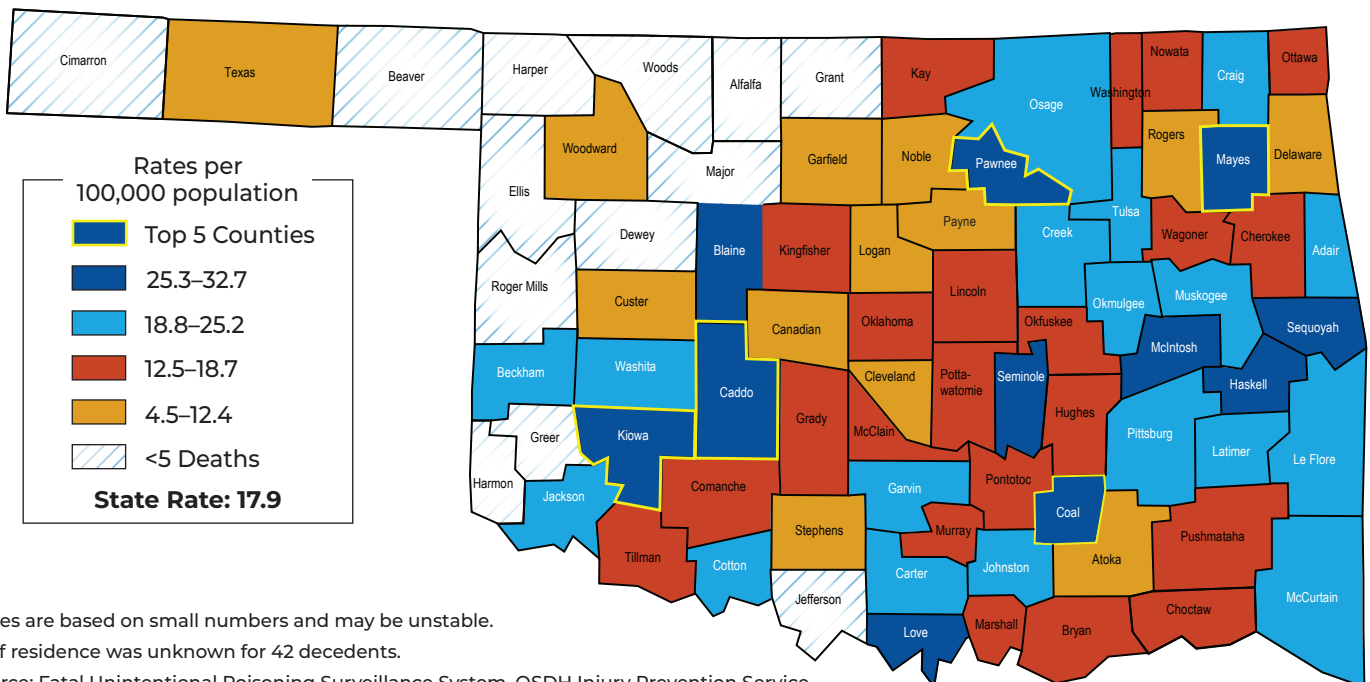
**56% of deaths** occurred at a home or apartment.

**NON-HISPANIC WHITE** Nowata County residents had the **highest** rate of death.

- Females were **24% more likely** to die than males.
- **More than three out of four (78%)** people who died had a history of substance use.

## UNINTENTIONAL DRUG OVERDOSE DEATH RATES<sup>1</sup> BY COUNTY OF RESIDENCE<sup>2</sup>

► OKLAHOMA, 2017-2021



<sup>1</sup> Some rates are based on small numbers and may be unstable.

<sup>2</sup> County of residence was unknown for 42 decedents.

Data Source: Fatal Unintentional Poisoning Surveillance System, OSDH Injury Prevention Service

# NOWATA COUNTY

## DRUG OVERDOSE HOSPITALIZATIONS<sup>†</sup> (2019-2021)

Nowata County had the **53<sup>rd</sup>** highest nonfatal drug overdose hospitalization rate in the state.



ADULTS AGED **45-54** had the highest hospitalization rate.



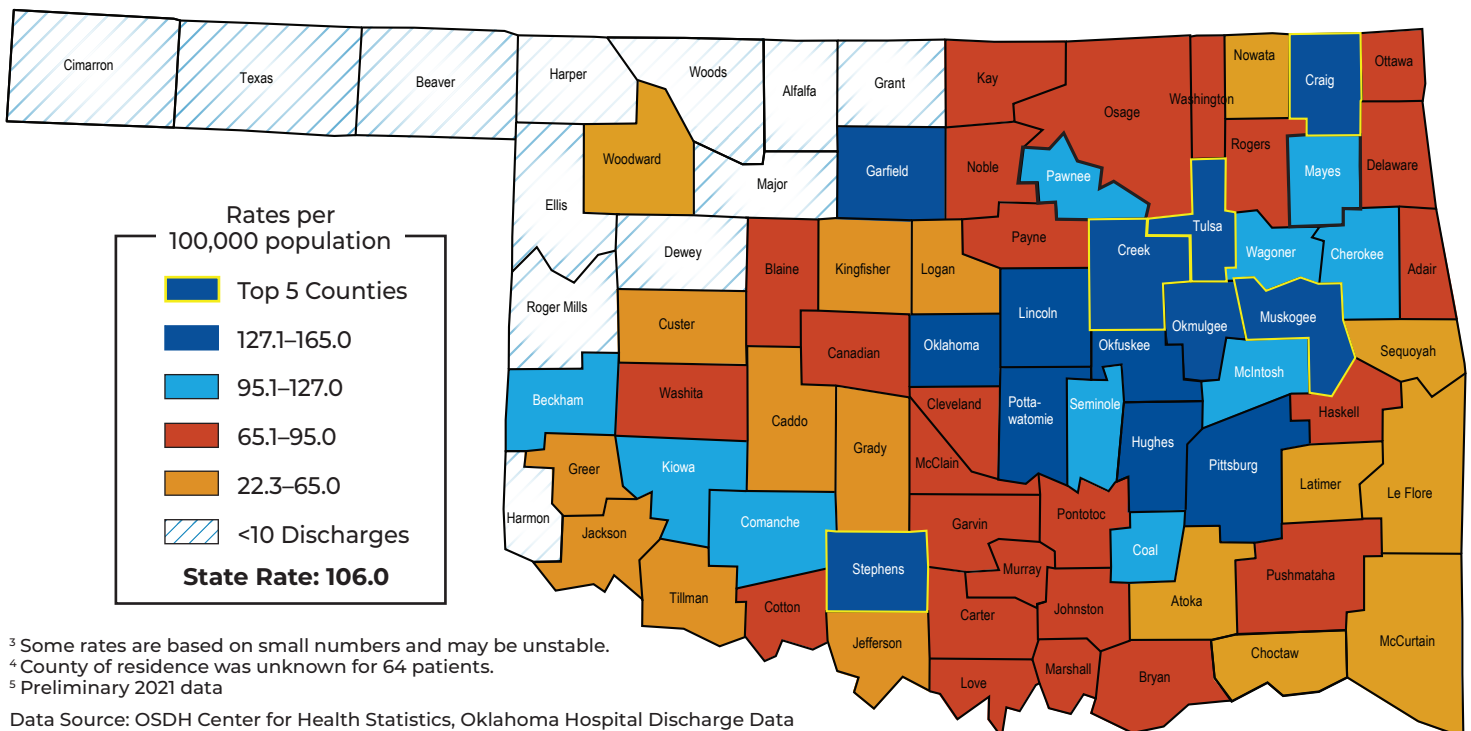
There were **18** Nowata County Residents hospitalized for a nonfatal drug overdose from 2019-2021.

- **56%** of hospitalizations were unintentional and **39%** due to self harm.
- Drug overdose **hospitalization rates decreased 27%** from 83.8 per 100,000 (2016-2018) to 61 per 100,000 (2019-2021).
- Non-Hispanic American Indian Nowata County residents had the **highest rate** of hospitalizations.

<sup>†</sup> Includes all intents of nonfatal drug overdose – unintentional, self harm, undetermined, and assault

## NONFATAL DRUG OVERDOSE HOSPITALIZATION RATES<sup>3</sup> BY COUNTY OF RESIDENCE<sup>4</sup>

► OKLAHOMA, 2019-2021<sup>5</sup>



<sup>3</sup> Some rates are based on small numbers and may be unstable.

<sup>4</sup> County of residence was unknown for 64 patients.

<sup>5</sup> Preliminary 2021 data

Data Source: OSDH Center for Health Statistics, Oklahoma Hospital Discharge Data  
Compiled by: OSDH Injury Prevention Service

