PUBLIC HEALTH STATISTICS

STATE OF

OKLAHOMA

1964

PART II

BIRTHS AND DEATHS

PUBLIC HEALTH STATISTICS

STATE OF

OKLAHOMA

1964

PART II

BIRTHS AND DEATHS

Oklahoma State Department of Health
Oklahoma City, Oklahoma
A. B. Colyar, M. D., Commissioner

TABLE OF CONTENTS

	Page
Discussion	1-25
Population	1
Residence Allocation	1
Cause of Death Classification	3
Live Births	3
Immature Births	5
Stillbirths	7
Total Deaths	11
Leading Causes of Death	11
Heart Disease	11
Malignant Neoplasms	13
Vascular Lesions of the Central Nervous System	14
Accidents	14
Influenza and Pneumonia	14
Certain Diseases of Early Infancy	14
Diseases of the Arteries	15
Diabetes Mellitus	15
Congenital Malformations	15
Cirrhosis of the Liver	15
Other Important Causes of Death	16
Communicable Diseases	17
Maternal Deaths	17
Infant Deaths	19
Deaths of Infants Under One Month of Age	20
Deaths of Infants One Through Eleven Months of Age	23
Perinatal Mortality	24

APPENDIX

Table A.	Births, Deaths, and Deaths by Important Causes, Number and Rate, Oklahoma, 1941-1964	29
Table B.	Historical Summary of Certain Causes of Deaths, Adjusted by Comparability Ratio, Number and Rate, Oklahoma, 1940-1949	35
Table C.	Recorded Births, Stillbirths, Deaths, Infant and Neonatal Deaths, Number and Rate, by County, Oklahoma, 1964	36
Table D.	Resident Deaths by County, by Race, by Sex, Oklahoma	37
Table I.	Resident Deaths by International Intermediate List of 150 Causes, Number and Rate, by Race, Oklahoma, 1964	38
Table II.	Resident Births, Deaths, and Deaths by International Abbreviated List of 50 Causes, Number and Rate, by Race, Oklahoma, 1964	41
Table III.	Resident Deaths by International Abbreviated List of 50 Causes, by Race, Sex, and Age, Oklahoma, 1964	42
Table IV.	Leading Causes of Death, Number and Per Cent, by Race, by Age Group, Oklahoma, 1964	49
Table V.	Resident Births, Deaths, and Deaths by Important Causes, Number and Rate by County, and Number by County and Race, Oklahoma, 1964	50

PUBLIC HEALTH STATISTICS OF OKLAHOMA

BIRTHS AND DEATHS

1964

This publication contains data relating to births, deaths, and stillbirths for Oklahoma during the calendar year of 1964, and for previous years. Information for 1964 is shown for the state, each county, and the three major cities; Oklahoma City, Tulsa City, and Lawton City, in six basic tables in the Appendix. Two other tables in the Appendix give historical data for the years 1940 through 1964 for the state as a whole. The narrative portion of the bulletin, with tables and charts illustrating points of interest, presents some of the most frequently used statistics.

Tabulations in greater detail than those published are in manuscript form in the Division of Statistics of the State Department of Health, and information from them is available upon request.

POPULATION

The United States Bureau of the Census population estimate of 2,461,000 as of July 1, 1964, for the state of Oklahoma was used for computing rates. Estimates for the counties, based on natural increase, net civilian migration, and net loss or gain to Armed Forces were prepared in the Department of Agricultural Economics at Oklahoma State University. These estimates were adjusted to the Census Bureau estimate of the state total for use in this bulletin, and are shown in Table V of the Appendix. Other independent estimates for certain population groups used are: for the White racial group, 2,234,252; for the Negro racial group, 162,059; for the Indian racial group, 64,689; for Oklahoma City, 375,600; for Tulsa City, 285,000; and for Lawton City, 69,300.

RESIDENCE ALLOCATION

Unless otherwise specified, all data included in this publication relate to the resident population, regardless of the place of occurrence of the event. Table C in the Appendix is an exception since it shows the births, stillbirths, deaths, infant and neonatal deaths that occurred in each county during the year 1964. Birth, death, and stillbirth certificates are filed in the state in which the events occur, but a voluntary exchange of facsimiles of certificates for non-resident births, stillbirths, and deaths between the states makes possible the reallocation of these vital events to the usual place of residence for statistical purposes. Residence reallocations were also made on a county and city basis within the state.

Table one shows non-resident births and deaths that occurred in Oklahoma and also the number of resident births and deaths that occurred out of state for 1964. Comparisons of these figures show net gains in both births and deaths. The gain of 1,021 births represents 2.1 per cent of the total resi-

dent births and the gain of 644 deaths represents 2.7 per cent of the total resident deaths.

Table 1

Residence Allocation, Oklahoma, 1964

	1964	
	Non-resident Certificates Excluded	Resident Transcripts Included
Births	657	1,678
Deaths	526	1,170

Approximately 90.2 per cent of the resident birth transcripts and 84.0 per cent of the resident death transcripts showed the place of occurrence to be one of the six states adjoining Oklahoma. Other states in which Oklahoma resident births and deaths commonly occurred are shown in Table 2, below.

Table 2

Births and Deaths of Oklahoma Residents Occurring Outside Oklahoma, by State in which the Events Occurred, 1964

State	Number, 1964	
	Births	Deaths
Total	1,678	1,170
Alabama	6	2
Arizona	2	20
Arkansas	829	309
California	11	41
Colorado	51	35
Illinois	23	11
Kansas	241	175
Kentucky	16	2
Louisiana	34	11
Minnesota	2	10
Missouri	108	72
New Mexico	10	32
South Carolina	12	2
Tennessee	7	8
Texas	275	360
Wyoming	5	3
All others	46	77

CAUSE OF DEATH CLASSIFICATION

The International Statistical Classification of Diseases, Injuries, and Causes of Death (Seventh Revision of International Lists), along with the special rules and decisions recommended by the National Vital Statistics Division, has been used for selecting the underlying cause of death for statistical purposes. This revision has been in use since 1958. During the years 1949 through 1957, the Sixth Revision was used. The list of inclusions for some of the categories or the rules for selection of the underlying cause were slightly different from those of the Seventh Revision. Comparability ratios for the two revisions were established and should be used when comparing rates or numbers between the two periods. Those categories that showed a comparability ratio of 2 per cent or more are listed in Table 3, below.

Table 3

Comparability Ratios for Cause of Death Categories Showing 2 Per Cent or More Change, Oklahoma, Fourth Quarter, 1957

Cause of Death	Comparability Ratio*
Diabetes mellitus	1.02
Hypertension with heart disease	1.08
Hypertension without heart disease	1.20
Bronchitis	1.14
Nephritis and nephrosis	0.98

* Ratios of deaths classified by Seventh Revision to Sixth Revision of International List, Fourth Quarter, 1957.

Differences in coding procedures established in the Sixth Revision and those in previous revisions, used prior to 1949, were greater than those in subsequent revisions. Comparability ratios based on differences between the Fifth and Sixth Revisions are shown in Table B in the Appendix. Numbers of deaths and rates adjusted by these comparability ratios for certain categories in the years 1940-1948 are shown in the table also. The historical Table A in the Appendix gives data as originally classified by the coding rules in effect during the year concerned; these, too, can be adjusted by use of the comparability ratios in Table B when comparisons are made.

LIVE BIRTHS

During 1964, a total of 46,542 live births occurred in Oklahoma. Six hundred and fifty-seven of these births occurred to residents of states other than Oklahoma. There were 1,678 births that occurred in other states but listed Oklahoma as the usual residence of the mother, bringing the total num-

ber of resident live births to 47,563. The crude birth rate was 19.3 live births per 1,000 estimated population. The crude birth rate continued the downward trend that started in 1957 after the all time high of 23.3 recorded in 1947. The 47,563 for 1964 was also the lowest number of resident live births since the 43,405 recorded in 1945.

The race specific birth rate for the white was the lowest with 18.1, as compared to 28.9 for the Negro, and 37.7 for the Indian. The sex ratio again showed a slight margin in favor of the males, with 1,056 males per 1,000 females.

The percentages of births that occurred in hospitals, and those that had medical or non-medical attendance, for each racial group are shown in Table 4. The proportion of hospital deliveries, 98.1 per cent, was slightly above the 1963 figure of 97.7. The 1964 percentages of attendance by physicians in hospitals by race were: White,98.8; Negro, 92.5; and Indian, 98.6.

Table 4

Live Birth Attendance by Race, Oklahoma, 1964

Attendance	Total		White		Negro		Indian	
	No.	Per Cent	No.	Per Cent	No.	Per Cent	No.	Per Cent
Total Live Births	47,563	100.0	40,445	100.0	4,679	100.0	2,439	100.0
Physician in hospital	46,681	98.1	39,945	98.8	4,331	92.5	2,405	98.6
Physician not in hospital	520	1.1	376	0.9	120	2.6	24	1.0
Midwife and other	362	0.8	124	0.3	228	4.9	10	0.4

Distribution of the 1964 births by birth weight groups, by race is shown in Table 5. The weight group with the highest concentration of births was 6 lb. 10 oz. to 7 lb. 11 oz., accounting for 38.2 per cent of the births with weight specified. The largest number of births occurred in the same weight group for each of the three races. The birth weight with the second highest concentration of white and Indian births was 7 lb. 12 oz. to 8 lb. 13 oz. as compared to the 5 lb. 9 oz. to 6 lb. 9 oz. group, for the Negro racial group. Of the births with weight specified, the Negro racial group had 2.3 per cent fall below 3 lbs. and 5 oz. while the White and Indian racial groups had only 1.0 per cent fall below this weight. At the other end of the scale, 2.3 per cent of the Indian births, 1.3 per cent of the White births, and 0.9 per cent of the Negro births weighed 9 lbs. 15 oz. or more.

Table 5

Distribution of Live Births by Birth Weight, by Race, Oklahoma, 1964

Birth Weight	All Races		White	Negro	Indian
	Number	Per Cent*	Number	Number	Number
Total	47,563	100.0	40,445	4,679	2,439
1 lb. 1 oz. or less	46	0.1	32	11	3
1 lb. 2 oz. - 2 lb. 3 oz.	172	0.4	124	41	7
2 lb. 4 oz. - 3 lb. 4 oz.	307	0.6	238	54	15
3 lb. 5 oz. - 4 lb. 6 oz.	701	1.5	533	132	36
4 lb. 7 oz. - 5 lb. 8 oz.	2,450	5.2	1,936	426	88
5 lb. 9 oz. - 6 lb. 9 oz.	9,107	19.2	7,444	1,302	361
6 lb. 10 oz. - 7 lb. 11 oz.	18,140	38.2	15,567	1,687	886
7 lb. 12 oz. - 8 lb. 13 oz.	12,497	26.4	10,978	775	744
8 lb. 14 oz. - 9 lb. 14 oz.	3,319	7.0	2,919	165	235
9 lb. 15 oz. - 11 lb. 0 oz.	558	1.2	475	33	50
11 lb. 1 oz. or more	82	0.2	66	10	6
Not stated	184	-	133	43	8

*Per cent based on total number with birth weight specified

Immature Births

During 1964, 7.8 per cent of the resident births with birth weight specified weighed less than 5 pounds 8 ounces, thus classifying them as immature according to the birth weight criterion. Immaturity is an important factor for consideration in further reducing neonatal mortality since it was reported as the underlying cause of 25.9 per cent of the neonatal deaths, and was reported as a contributing factor in at least another 34 per cent of the neonatal deaths.

Racial variations were observed again in the percentages of immature births. The Negro racial group had the highest per cent of immature births with 14.3 per cent immature as compared to 7.1 per cent for the white racial group, and 6.1 per cent for the Indian racial group. Table 6 shows the proportion of immature infants for each racial group according to age of the mother. Mothers under the age of 15 had the highest percentage of immature births in the White and Negro racial groups as well as in the total population. In the Indian racial group, the 35-39 and 40-44 age groups had the highest percents of immature births with 11.3 and 11.4; respectively.

Chart 1

Crude Birth and Death Rates, Oklahoma, 1934-1964

Table 6

Number of Live Births and Number and Percentage Immature by Race, by Age of Mother, Oklahoma, 1964

Race		Total	Age of Mother							
			-15	15-19	20-24	25-29	30-34	35-39	40-44	45+
Total:	Number*	47,351	98	9,639	18,335	10,443	5,349	2,615	832	40
	Immature**	3,675	16	870	1,369	750	372	209	86	3
	Per cent immature	7.8	16.3	9.0	7.5	7.2	7.0	8.0	10.3	7.5
White:	Number*	40,287	38	7,992	16,069	9,017	4,383	2,109	651	28
	Immature**	2,862	7	656	1,104	598	280	151	63	3
	Per cent immature	7.1	18.4	8.2	6.9	6.6	6.4	7.2	9.7	10.7
Negro:	Number*	4,633	45	1,143	1,490	914	618	312	102	9
	Immature**	664	8	182	221	122	81	36	14	-
	Per cent immature	14.3	17.8	15.9	14.8	13.3	13.1	11.5	13.7	-
Indian:	Number*	2,431	15	504	776	512	348	194	79	3
	Immature**	149	1	32	44	30	11	22	9	-
	Per cent immature	6.1	6.7	6.3	5.7	5.9	3.2	11.3	11.4	-

* Number with age and weight specified; 212 excluded from total because weight and/or age unspecified.

** Number with age specified; 1 white excluded because age unspecified

STILLBIRTHS

Stillbirth certificates are filed for births which show no sign of life and have developed to the twentieth week or more of gestation at the time of birth. The 647 stillbirths recorded during 1964 yielded a stillbirth rate of 13.6 stillbirths per 1,000 live births. This was slightly above the 1959-1963, 5 year average stillbirth rate of 12.8. During 1964, the white racial group had the lowest stillbirth rate of 12.1, the Indian stillbirth rate was 16.4, and the Negro racial group was highest with a stillbirth rate of 24.8.

The underlying causes of stillbirths were selected on the basis of the sequence of events that led to the stillbirth as reported in the medical certification section of the certificates. In some instances, however, no logical sequence could be established. In these cases, if more than one cause was reported, precedence was given to those causes determined to be in the fetus, placenta, or cord over causes and conditions in the mother. The underlying causes of the stillbirths for 1964 are shown in Table 7.

During 1964, 14.8 per cent of the stillbirths with cause specified were assigned to causes or conditions in the mother, 61.2 per cent to conditions

in the fetus, placenta, or cord, and the other 24.0 per cent to the ill-defined category. The cause was not specified on 101 stillbirths. Placenta and cord conditions was the most common specific cause with 46.0 per cent of the stillbirths with cause specified falling into that single category; congenital malformations was next with 9.9 per cent and Erythroblastosis was third with 4.6 per cent of the stillbirths with cause specified.

Table 7

Resident Stillbirths, by Cause of Stillbirth
Oklahoma, 1964

Cause of Stillbirth	1964	
	No.	%
Total	647	100.0
Causes determined in the Mother, or Related to Pregnancy:		
Diabetes mellitus (Y30.2)	16	2.5
Chronic disease of genito-urinary system (Y30.4)	1	0.2
Other Chronic diseases (Y30.0, .1, .3, .5)	10	1.5
Acute disease in Mother (Y31)	1	0.2
Toxemias of pregnancy (Y32.3, .4)	24	3.7
Infection (ante- and intra-partum) Y32.5)	6	0.9
Difficulties in labor (Y34)	19	2.9
Self-induced abortion (Y32.0)	-	-
Accident or violence (Y35.0, .1)	3	0.5
Other and ill-defined causes in mother (Y32.1, .2, Y33, Y35.2, .3)	1	0.2
Causes Determined in the Fetus, Placenta or Cord:		
Placenta and cord conditions (Y36)	251	38.7
Birth injury (Y37)	1	0.2
Congenital malformations of fetus (Y38)	54	8.3
Erythroblastosis (Y39.2)	25	3.9
Other causes determined in the fetus (Y39.0, .1, .3)	3	0.5
Ill-defined causes (Y39.4, .5)	131	20.2
Cause Unspecified (Y39.6)	101	15.6

Figures in parentheses refer to the classification of causes of stillbirth according to the Seventh Revision of the International List.

In 1964, 630 or 97.4 per cent of the stillbirth certificates reported period of gestation. Of those reporting period of gestation, 32.5 per cent were reported as full term, 40 weeks or longer; 17.3 per cent were between 36 and 39 weeks; 15.2 per cent between 32 and 35 weeks; 12.9 per cent between 28 and 31 weeks; and 22.1 per cent were less than 28 weeks.

Table 8

Stillbirth Attendance by Race, Number and Per Cent,
Oklahoma, 1964

Attendance at Birth	Total		White		Negro		Indian	
	Number	Per Cent	Number	Per Cent	Number	Per Cent	Number	Per Cent
Total	647	100.0	491	100.0	116	100.0	40	100.0
Physician in hospital	618	95.5	476	96.9	104	89.6	38	95.0
Physician not in hospital	25	3.9	14	2.9	9	7.8	2	5.0
Midwife	4	0.6	1	0.2	3	2.6	-	-
Other and unknown	-	-	-	-	-	-	-	-

The proportion of stillbirths delivered in hospitals was 95.5 per cent. Table 8 shows stillbirths by attendance by race. Stillbirths continued to occur more frequently among male fetuses than among female during 1964. Although the birth ratio was 106 males to every 100 females, the stillbirth ratio of 111 males to 100 females was less than the 116 to 110 recorded in 1963.

Of the 524 certificates that reported whether or not death occurred before or during labor, 72.3 per cent stated that death occurred before labor, and 27.7 per cent stated death occurred during labor or delivery. One hundred and twenty-three of the stillbirth certificates did not state when death occurred.

Table 9

Resident Stillbirths, According to Whether Death Occurred
Before or During Labor, by Race, Number and Per Cent,
Oklahoma, 1964

Time of Death	Total		White		Negro		Indian	
	Number	Per Cent	Number	Per Cent	Number	Per Cent	Number	Per Cent
Total stillbirths	647	100.0	491	100.0	116	100.0	40	100.0
Before labor	379	58.6	303	61.7	53	45.7	23	57.5
During labor	145	22.4	111	22.6	25	21.6	9	22.5
Not stated	123	19.0	77	15.7	38	32.7	8	20.0

CHART 2

Crude County Birth Rates* and Percentage Change From 1963, Oklahoma Residents, 1964

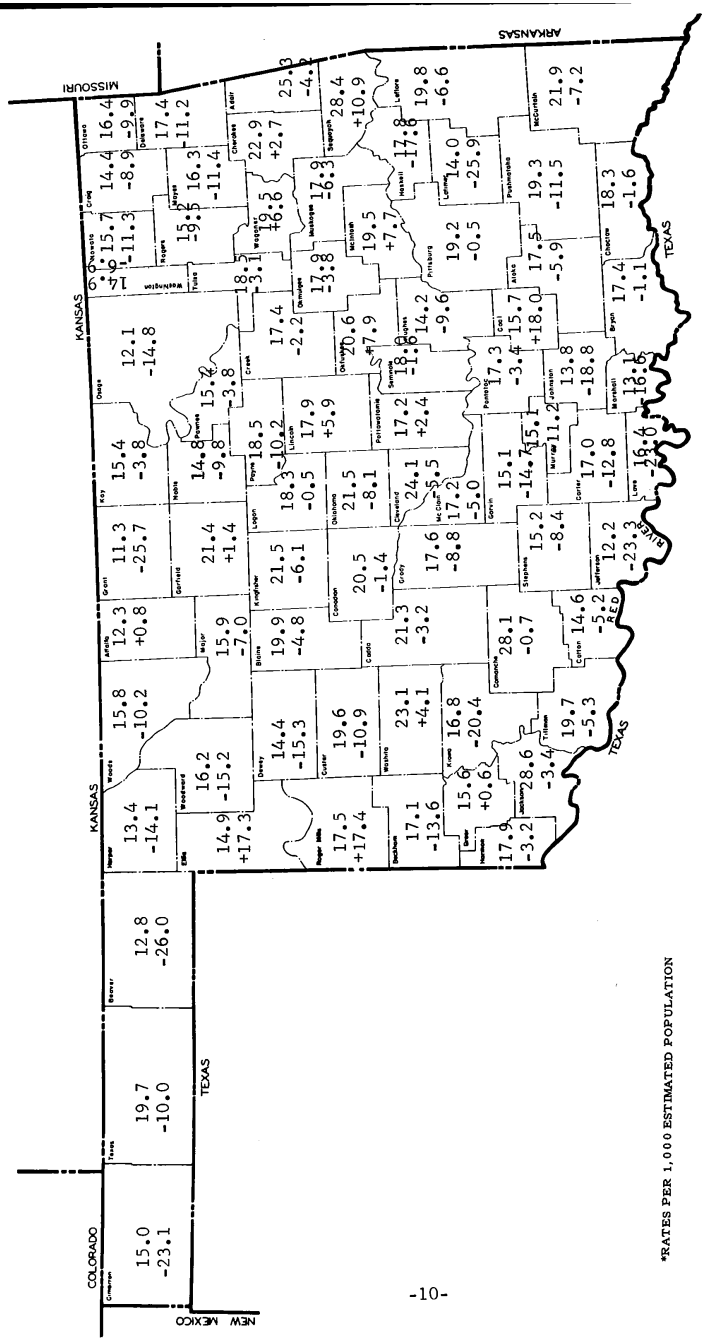

*RATES PER 1,000 ESTIMATED POPULATION

TOTAL DEATHS

The crude death rate for 1964 was 9.8 deaths per 1,000 estimated population, based on 24,194 deaths of Oklahoma residents. The race specific crude death rates were: White, 9.7; Negro, 11.5; and Indian, 9.3 deaths per 1,000 estimated population. Tables I and II in the Appendix show crude death rates, as well as rates for specific causes for each racial group. Male deaths exceeded female deaths 14,110 to 10,084. Age specific death rates cannot be computed for 1964 since reliable population estimates by age groups are not available. Deaths by age and cause are given in Table III of the Appendix.

LEADING CAUSES OF DEATH

The leading causes of death for 1964 are ranked for the general population and for certain age groups, by race, in Table IV in the Appendix. The method used for ranking was that recommended by the Mortality Working Group on Statistics of the Public Health Conference on Records and Statistics, with two exceptions. Due to the limitations of the 50-cause lists used for tabulations in Oklahoma, the group "Nephritis and Nephrosis" was used rather than dividing into separate categories for "Acute Nephritis" and "Chronic and Unspecified Nephritis"; and the category "Diseases of the Arteries" was used instead of "Arteriosclerosis" alone. The more detailed information is available for the general population, but not for specific age groups within the population, and is given in the narrative sections pertaining to these diseases. During the past decade, the first four leading causes of death, heart diseases, cancer, vascular lesions affecting the central nervous system, and accidents have remained in that rank order. These four causes accounted for 71.8 per cent of the total deaths in 1964. Death rates from these causes have been increasing except for the accidental death rate which has varied no more than 62.1 (1955) to 68.3 (1960) per 100,000 estimated population, during the ten-year period.

The next two leading causes, influenza and pneumonia, and certain diseases of early infancy, have been number five and six for the entire ten years; although certain diseases of early infancy was number five in 1955, 1956, 1958, 1959, 1961, and 1962. Diseases of the arteries has been number seven for the entire ten year period, and the remaining three causes, along with nephritis and nephrosis, and suicide have vied for the remaining three places during the ten year period.

Heart Diseases

Diseases of the heart accounted for 22.6 per cent of the deaths in 1944. By 1954, heart disease caused 32.5 per cent of the deaths, and in 1964, 36.1 per cent of the deaths were attributed to this cause. The death rate from diseases of the heart has risen from 185.6 per 100,000 estimated population in 1944 to 287.5 in 1954, and 354.7 in 1964. The 1964 rate was a slight drop from the all time high of 361.1 recorded in 1963. Deaths and rates per 100,000

estimated population are given below by race.

RACE	NUMBER	RATE
All Races	8,728	354.7
White	8,028	359.3
Negro	553	341.2
Indian	147	227.2

One cause group, arteriosclerotic and degenerative heart diseases, has been entirely responsible for the rise in the death rate from heart disease since 1951. Included in the arteriosclerotic and degenerative category are: arteriosclerotic heart disease, as such, diseases involving coronary arteries, chronic endocarditis (non-rheumatic), and other myocardial degenerations.

In addition to the deaths assigned to the heart disease category, there were eighty-eight deaths attributed to congenital malformations of the heart. Most of these were in infants under one year of age. Four deaths were attributed to active rheumatic fever with heart involvement.

Chart 3

Death Rates from Heart Diseases for Major Categories
Oklahoma, 1951-1964

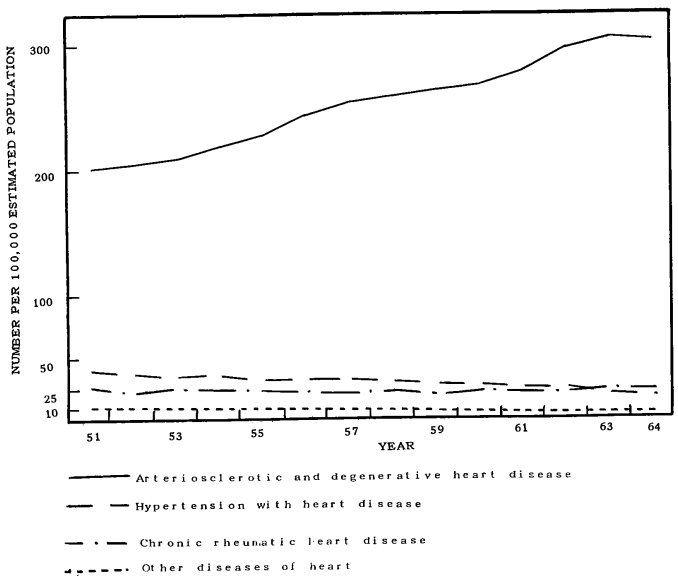

Malignant Neoplasms

During 1964, malignant neoplasms, including neoplasms of lymphatic and hematopoietic tissues, continued to take their increasing toll of Oklahoma residents. There were 3,850 deaths attributed to malignant neoplasms in 1964 as compared to 2,054 in 1944; 3,043 in 1954; and 3,715 in 1963. Both the 1964 number and rate of 156.4 deaths per 100,000 estimated population was an all time high for Oklahoma. During 1964, 2,201, or 57.2 per cent, of the cancer deaths occurred to people over 65 years of age.

The distribution of cancer deaths by primary site of lesion for each sex is given in Table 10, page 13. Male deaths from cancer were predominate in each of the categories common to both sexes except the sites of "intestine" and "breast". Cancer of trachea, bronchus and lung, not secondary, was the leading site for both the total population and the male population. Cancer of the breast was the most common site in the female population. For males, the second most common site was the "prostate", while for females, it was cancer of the "intestine".

Table 10

Resident Deaths from Malignant Neoplasms, by Primary Site,
by Sex, Oklahoma, 1964

Site	1964	
	Male	Female
Total, all sites	2,131	1,719
Malignant neoplasms of:		
Buccal cavity and pharynx	58	21
Esophagus	30	4
Stomach	135	100
Intestines, except rectum	182	206
Rectum	41	36
Larnyx	31	2
Trachea, bronchus, and lung not secondary	562	96
Breast	1	316
Cervix uteri	-	110
Other and unspecified parts of uterus	-	64
Prostate	233	-
Skin	50	41
Bone and connective tissue	27	21
Other and unspecified site	556	539
Leukemia and aleukemia	125	80
Lymphosarcoma and other neoplasms of lymphatic and hematopoietic tissues	100	83

Vascular Lesions of the Central Nervous System

During 1964, 3,133 Oklahoma residents died as a result of vascular lesions of the central nervous system. The death rate from this cause fell from 130.2 in 1963 to 127.3 in 1964. Vascular lesions of the central nervous system causes 12.9 per cent of the total resident deaths.

In the age group, 65 years of age and older, vascular lesions of the central nervous system was the second leading cause of death with 2,670 deaths accounting for 85.2 per cent of the total deaths from this cause.

Accidents

The importance of accidents has changed very little over the past three decades, usually causing between 6.5 and 7.5 per cent of the total deaths. In 1964, accidents accounted for 6.9 per cent of the total resident deaths.

Accidents was the leading cause of death for the population between the ages of 1 and 34 years of age. In the 15 through 24 year age group, accidents accounted for 277 of the 447 (62.0 per cent) deaths in this age group.

Motor-vehicle accidents were responsible for 47.8 per cent of the total accidental deaths. The 799 deaths caused by motor-vehicle accidents in 1964 was the largest number of Oklahoma residents to be fatally injured on our nation's streets and highways. The rate of 32.5 deaths per 100,000 estimated population was the highest on record.

Influenza and Pneumonia

In 1944, influenza and pneumonia caused 6.8 per cent of all deaths and was the fifth leading cause of death. In 1964, this cause is still the fifth leading cause of death, but it only accounted for 2.9 per cent of the total deaths. The 705 deaths from these combined causes yielded a rate of 28.6 deaths per 100,000 estimated population.

The rates for the racial groups varied very little; the Indian racial group being the highest with 30.9, the White with 28.8, and the Negro with 25.9.

Certain Diseases of Early Infancy

This category includes birth injuries, postnatal asphyxia and atelectasis, infections of the newborn, disorders arising from maternal toxemia, immaturity, and certain other conditions peculiar to the newborn infant, but does not include congenital malformations. This was the sixth leading cause of death in 1964 with 663; or 2.7 per cent of all deaths falling in this category. All deaths in this group were infants, and will be discussed more fully in the section on infant mortality.

Diseases of the Arteries

Deaths from diseases of the arteries continued the long range rising trend from 319 with a rate of 13.9 in 1944 to 510 with a rate of 22.8 in 1954 and to 623 with a rate of 25.3 in 1964; however, the 1964 number and rate were less than the 656 and 26.9 reported in 1963.

Five hundred and sixty-four of the deaths from diseases of the arteries occurred to people sixty-five years of age or over. Deaths from this cause were also common among the male sex, with 346, or 55.5 per cent, occuring among this group.

Generalized arteriosclerosis was the most common specific cause in this category, accounting for 462 of the 623 deaths. Aortic aneurysm, non-syphilitic, and dissecting aneurysm was the second leading specific cause in this category with one hundred and seven deaths. These two specific causes accounted for 91.3 per cent in the "diseases of the arteries" category.

Diabetes Mellitus

The eighth leading cause of death in 1964 was diabetes mellitus with 373 deaths, or 1.5 per cent attributed to this cause, producing a rate of 15.2 deaths per 100,000 estimated population. This was lower than the 16.2 recorded for 1963. Two hundred and forty-three or 65.1 per cent of the diabetes mellitus deaths occurred in the 65 years of age and older population.

Congenital Malformations

During 1964, 246 deaths were attributed to congenital malformations. This number represents 1.0 per cent of all deaths to Oklahoma residents. The congenital malformations death rate of 10.0 per 100,000 estimated population was slightly less than the rate of 10.2 reported in 1963. Since over two thirds of the deaths from congenital malformations occurred to infants, they will be discussed more fully in the section on infant mortality.

Cirrhosis of the Liver

The year 1963 marked the first time that cirrhosis of the liver was among the top ten leading causes of death; however, again in 1964 it was the tenth leading cause of death with 237 deaths attributed to this cause. The 237 deaths was 1.0 per cent of the total deaths. The 1964 death rate from cirrhosis was 9.6 which was the second highest ever recorded. The highest being 10.2 recorded in 1963.

Other Important Causes of Death

Nephritis and nephrosis caused 226 deaths in 1964. The death rate for this cause of 9.2 is an all time low. The deaths from nephritis and nephrosis have been decreasing slowly during the past twenty years.

Suicide was also an important cause of death in 1964. There were 211 deaths from suicides with a rate of 8.6 per 100,000 estimated population. It was the third leading cause of death for the age group 15-34 years of age. The most common method of committing suicide was by firearms.

Chart 4

Percentage Distribution of Deaths, by Age, Oklahoma, 1944, 1954, 1964

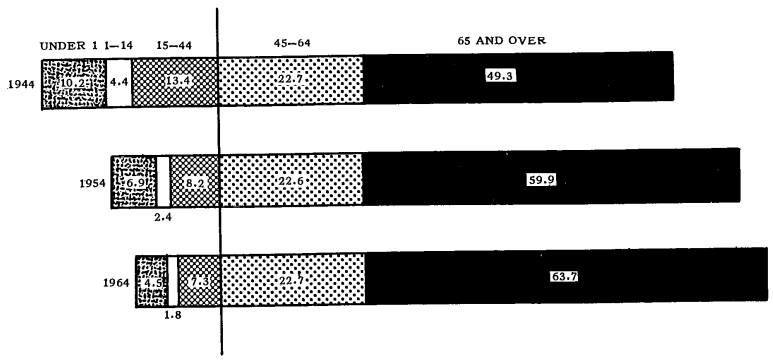

Leading causes of death by age group with number and per cent of total deaths are shown in Table IV of the Appendix.

COMMUNICABLE DISEASES

Infectious diseases accounted for 305 deaths during 1964. Tuberculosis was the leading cause of these deaths with 131 (43 per cent of the total communicable disease deaths), while syphilis and it's sequelae were responsible for 38, or 12.5 per cent of the deaths from communicable diseases. Infectious hepatitis caused 18 deaths and measles were responsible for 13 during 1964. Deaths from infectious encephalitis and meningococcal infections numbered 9 and 7 respectively. Two deaths were attributed to whooping cough.

Table I in the Appendix shows the numbers and death rates for some of the more common infectious diseases. Included in the residual group of all other diseases classified as infective and parasitic were: unspecified food poisoning, 3; bacterial toxaemia, 1; gas gangrene, 2; other bacterial diseases, 2; chickenpox, 2; Rubella, 2; herpes zoster, 4; mumps, 2; infectious mononucleosis, 1; other diseases attributable to viruses, 7; coccidiosis, 1; cryptococcosis, 3; other fungus infections, 1; and sarcoid of Boeck, 2.

In 1964, no deaths were caused by typhoid fever, diphtheria, or smallpox.

MATERNAL DEATHS

In 1964, there were 23 maternal deaths with a maternal mortality rate of 4.8 deaths per 10,000 live births, a slight rise over the 3.0 recorded in 1963. Table 11 shows maternal deaths by cause, by race, number and rate for 1964.

Table 12 shows the age distribution of maternal deaths by major cause group. The numbers for any one year are very small. Five-year totals (1960-1964) show that toxemias and hemorrhage each caused 18.1 per cent of the 94 maternal deaths. Sepsis caused 11.7 per cent, abortion with sepsis, 5.3 per cent; abortion without sepsis, 2.1 per cent; and the remaining 44.7 per cent was due to other complications.

Age specific rates, given below, of maternal deaths per 10,000 live births based on the five-year (1960-1964) totals, show increasing rates with each advanced age group.

Age Group	Number	Rate	Age Group	Number	Rate
All Ages	94	3.8	25-29	26	4.7
Under 15	-	-	30-34	20	6.9
15-19	8	1.6	35-44	20	10.3
20-24	17	1.8	45 and over	3	105.6

Table 11

Maternal Deaths by Cause, by Race, Number and Rate*, Oklahoma, 1964

Cause of Death	Total		White		Negro		Indian	
	No.	Rate	No.	Rate	No.	Rate	No.	Rate
All maternal causes	23	4.8	17	4.2	5	10.7	1	4.1
Sepsis of pregnancy (640, 641)	-	-	-	-	-	-	-	-
Toxemias of pregnancy (642)	1	0.2	1	0.2	-	-	-	-
Hemorrhage of pregnancy (643, 644)	-	-	-	-	-	-	-	-
Ectopic pregnancy without mention of sepsis (645.0)	1	0.2	-	-	1	2.1	-	-
Ectopic pregnancy with mention of sepsis (645.1)	-	-	-	-	-	-	-	-
Other complications of pregnancy (646-649)	1	0.2	1	0.2	-	-	-	-
Abortion without mention of sepsis or toxemia (650)	1	0.2	-	-	1	2.1	-	-
Abortion with mention of sepsis (651)	1	0.2	-	-	1	2.1	-	-
Abortion with toxemia, without mention of sepsis (652)	-	-	-	-	-	-	-	-
Delivery without specified complications (660)	1	0.2	1	0.2	-	-	-	-
Hemorrhage of childbirth (670-672)	4	0.8	3	0.7	1	2.1	-	-
Sepsis of childbirth and the puerperium (681, 682, 684)	3	0.6	1	0.2	1	2.1	1	4.1
Toxemias of the puerperium (685, 686)	3	0.6	3	0.7	-	-	-	-
Other complications of childbirth and the puerperium (673-680, 683, 687-689)	7	1.5	7	1.7	-	-	-	-

* Number per 10,000 live births.

Maternal death rates for the five year period (1960-1964) varied from 2.9 deaths per 10,000 live births for the white racial group to 9.7 for the Negro racial group. The maternal death rate for the Indian racial group was 7.6 deaths per 10,000 live births.

Table 12

Maternal Deaths, by Cause, by Age, Oklahoma, 1964

Cause of Death	Total	Age						
		-15	15-19	20-24	25-29	30-34	35-44	45+
All maternal causes	23	-	5	3	5	3	6	1
Sepsis of pregnancy, childbirth and the puerperium	3	-	1	-	-	-	2	-
Toxemias of pregnancy and the puerperium	4	-	-	2	1	1	-	-
Hemorrhage of pregnancy and childbirth	4	-	1	-	1	1	1	-
Abortion without mention of sepsis or toxemia	1	-	-	-	-	-	-	1
Abortion with sepsis	1	-	-	-	-	-	1	-
Other complications of pregnancy, childbirth, and the puerperium	10	-	3	1	3	1	2	-

The maternal death rates for the five-year period varied considerably among the racial group with the White rate being 2.9; Negro, 9.7; and Indian, 7.6.

INFANT DEATHS

During 1964, an all-time low infant death rate of 22.6 deaths per 1,000 live births was established. The number and rate of infant deaths by cause for each racial group is given in Table 13.

Under the classification utilized in Table 13, the largest number of infant deaths was assigned to the category, immaturity, in accordance with the rules for the use of the International list. This group does not include, however, all those for which immaturity was mentioned; since if immaturity is listed on the death certificate with certain other conditions, the other condition is coded with a change in the fourth digit of the code to indicate the presence of immaturity. In certain other cases, for example, when a congenital malformation is specified as the direct cause of death, and immaturity is listed as "other significant condition", the immaturity does not affect the code assignment. Thus we cannot determine how many of the death certificates included mention of immaturity. Immaturity was a contributing cause on at least another 278 certificates besides the 207 that were attributed directly to immaturity.

Congenital malformations was the second leading cause of infant deaths, causing 167 deaths. Post-natal asphyxia and atelectasis was third with 141 deaths, and pneumonia was fourth with 81 deaths.

Table 13

Deaths Under One Year, by Cause, by Race, Number and Rate*, Oklahoma, 1964

Cause of Death	Total		White		Negro		Indian	
	No.	Rate	No.	Rate	No.	Rate	No.	Rate
Infant deaths, all causes	1,077	22.6	847	20.9	165	35.3	65	26.7
Syphilis and its sequelae (020-029)	-	-	-	-	-	-	-	-
Whooping cough (056)	1	0.0	1	0.0	-	-	-	-
Other infective and parasitic diseases (001-019, 030-055, 057-138)	17	0.4	8	0.2	5	1.1	4	1.6
Pneumonia (490-493, 763)	81	1.7	63	1.6	12	2.6	6	2.5
Other diseases of the respiratory system (470-475, 480-483, 500-527)	16	0.3	10	0.2	5	1.1	1	0.4
Gastro-enteritis and colitis (571, 572, 764)	17	0.4	9	0.2	5	1.1	3	1.2
Other diseases of the digestive system (530-570, 573-587)	12	0.3	9	0.2	1	0.2	2	0.8
Congenital malformations (750-759)	167	3.5	145	3.6	17	3.6	5	2.1
Injury at birth (760, 761)	77	1.6	66	1.6	9	1.9	2	0.8
Postnatal asphyxia and atelectasis (762)	141	3.0	113	2.8	20	4.3	8	3.3
Hemolytic diseases of the newborn (erythroblastosis) (770)	18	0.4	18	0.4	-	-	-	-
Immaturity (774, 776)	207	4.4	157	3.9	41	8.8	9	3.7
Other certain diseases of early infancy (765-769, 771-773)	193	4.1	155	3.8	27	5.8	11	4.5
Accidents (E800-E962)	54	1.1	38	0.9	10	2.1	6	2.5
Other defined causes	45	0.9	33	0.8	5	1.1	7	2.9
Symptoms and ill-defined conditions (780-793, 795)	31	0.7	22	0.5	8	1.7	1	0.4

* Number per 1,000 live births.

Deaths of Infants Under One Month of Age

Seven hundred and ninety-four or approximately 74 per cent of the infant deaths occurred within the first four weeks of life. Four hundred and thirty-two, or over 50 percent, of these neonatal deaths occurred within the first

24 hours of life. Tables 14 and 15 give information by cause, race and age group.

During 1964, approximately 79 per cent of the neonatal deaths were attributed to some disease peculiar to early infancy. Immaturity was the leading cause with 206 deaths, or 25.9 per cent, of the total neonatal deaths assigned to this category. Post-natal asphyxia and atelectasis was second with 141 deaths; congenital malformations was third with 113 deaths; and injury at birth was fourth with 77 deaths.

Table 14

Deaths Under One Month by Cause, by Race, Number and Rate*, Oklahoma, 1964

Cause of Death	Total		White		Negro		Indian	
	No.	Rate	No.	Rate	No.	Rate	No.	Rate
Neonatal deaths, all causes	794	16.7	640	15.8	117	25.0	37	15.2
Syphilis and its sequelae (020-029)	-	-	-	-	-	-	-	-
Whooping cough (056)	-	-	-	-	-	-	-	-
Other infective and parasitic diseases (001-019, 030-055, 057-138)	-	-	-	-	-	-	-	-
Pneumonia (763)	22	0.5	16	0.4	6	1.3	-	-
Other diseases of the respiratory system (470-475, 480-483, 500-527)	1	0.0	-	-	1	0.2	-	-
Gastro-enteritis and colitis (572, 764)	4	0.1	2	0.0	2	0.4	-	-
Other diseases of the digestive system (530-570, 573-587)	7	0.1	7	0.2	-	-	-	-
Congenital malformations (750-759)	113	2.4	100	2.5	9	1.9	4	1.6
Injury at birth (760, 761)	77	1.6	66	1.6	9	1.9	2	0.8
Postnatal asphyxia and atelectasis (762)	141	3.0	113	2.8	20	4.3	8	3.3
Hemolytic disease of newborn (erythroblastosis) (770)	18	0.4	18	0.4	-	-	-	-
Immaturity (774, 776)	206	4.3	157	3.9	40	8.5	9	3.7
Other certain diseases of early infancy (765-769, 771-773)	184	3.9	147	3.6	26	5.6	11	4.5
Accidents (E800-E962)	9	0.2	6	0.1	2	0.4	1	0.4
Other defined causes	5	0.1	4	0.1	-	-	1	0.4
Symptoms and ill-defined conditions (780-793, 795)	7	0.1	4	0.1	2	0.4	1	0.4

* Number per 1,000 live births.

The 113 neonatal deaths from congenital malformations represented 45.9 per cent of the total deaths, all ages, from congenital malformations. Forty of the certificates listed malformations of the heart, 13 listed monstrosity,

12 listed spina bifida and meningocele, and 7 as malformations of the digestive system. Other malformations and numbers listed on certificates were: hydrocephalus, 2; other malformations of the nervous system, 2; other malformations of the circulatory system, 7; cleft palate and harelip, 1; genito-urinary system, 3; bone and joint, 2; respiratory system, 5; muscle, 2; and other unspecified congenital malformations, 17.

Table 15

Deaths Under One Month, by Cause, by Age, Oklahoma, 1964

Cause of Death	Age in Days									
	Under 1	1	2	3	4	5	6	7-13	14-20	21-27
Neonatal deaths, all causes	432	143	82	37	14	10	10	30	24	12
Syphilis and its sequelae	-	-	-	-	-	-	-	-	-	-
Whooping cough	-	-	-	-	-	-	-	-	-	-
Other infective and parasitic diseases	-	-	-	-	-	-	-	-	-	-
Pneumonia	4	2	4	3	-	-	-	5	3	1
Other diseases of the respiratory system	-	-	-	-	-	-	-	1	-	-
Gastro-enteritis and colitis	-	-	-	-	-	-	-	1	1	2
Other diseases of the digestive system	1	-	1	2	1	-	-	2	-	-
Congenital malformations	46	18	13	6	4	2	2	6	10	6
Injury at birth	49	14	8	-	2	2	1	-	-	1
Postnatal asphyxia and atelectasis	83	32	12	6	2	1	1	4	-	-
Hemolytic disease of newborn (erythroblastosis)	11	1	4	-	1	-	1	-	-	-
Immaturity	147	32	13	4	2	2	1	3	1	1
Other certain diseases of early infancy	90	43	25	14	1	2	2	4	3	-
Accidents	1	-	-	-	-	-	-	1	6	1
Other defined causes	-	-	-	1	1	-	2	1	-	-
Symptoms and ill-defined conditions	-	1	2	1	-	1	-	2	-	-

Deaths of Infants One Through Eleven Months of Age

After an infant survives the first twenty-eight days of life, the probability of dying decreases and the most likely causes of death change. Table 16 shows post-neonatal deaths by cause by age.

The leading cause of death in the post-neonatal group was pneumonia, which accounted for 59 deaths, 20.8 per cent of the total. The second leading cause was congenital malformations with 54 deaths, or 19.1 per cent, and third was accidents, with 45 deaths, or 15.9 per cent.

Table 16

Deaths at One Through Eleven Months of Age, by Cause, by Age, Oklahoma, 1964

Cause of Death	Age in Months									
	1-11	1	2	3	4	5	6	7	8-9	10-11
Infant deaths, all causes	283	65	54	36	29	20	21	12	27	19
Syphilis and its sequelae	-	-	-	-	-	-	-	-	-	-
Whooping cough	1	-	-	-	1	-	-	-	-	-
Other infective and parasitic diseases	17	1	6	1	4	1	-	1	2	1
Pneumonia	59	13	12	12	3	3	5	3	5	3
Other diseases of the respiratory system	15	2	3	2	3	1	-	2	-	2
Gastro-enteritis and colitis	13	1	2	1	-	-	1	-	5	3
Other diseases of the digestive system	5	1	-	1	-	-	1	-	-	2
Congenital malformations	54	21	10	4	5	3	3	2	3	3
Injury at birth	-	-	-	-	-	-	-	-	-	-
Postnatal asphyxia and atelectasis	-	-	-	-	-	-	-	-	-	-
Hemolytic disease of newborn (erythroblastosis)	-	-	-	-	-	-	-	-	-	-
Immaturity	1	1	-	-	-	-	-	-	-	-
Other certain diseases of early infancy	9	6	2	-	-	-	-	-	-	1
Accidents	45	8	8	7	5	3	5	2	5	2
Other defined causes	40	4	3	4	6	8	6	2	5	2
Symptoms and ill-defined conditions	24	7	8	4	2	1	-	-	2	-

Post-neonatal death rates for each racial group are given below:

	Number	Rate
Total	283	6.0
White	207	5.1
Negro	48	10.3
Indian	28	11.5

PERINATAL MORTALITY

There were 647 deaths of fetuses of 20 weeks gestation or more, and 794 deaths of infants occurred in the first 28 days of life. The 1964 perinatal rate, fetal deaths, plus neonatal deaths per 1,000 total births (live births plus fetal deaths), was 29.9. Perinatal mortality for the years 1950-1964 are shown in chart 5.

Chart 5

Perinatal Mortality Rates
Oklahoma, 1950-1964

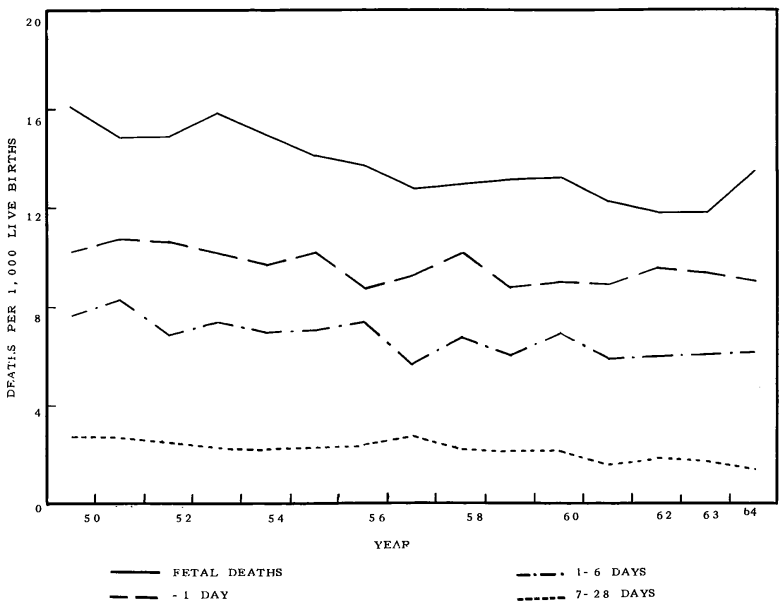

The greatest proportion of perinatal deaths with gestation reported occurred immediately around the time of birth or full term pregnancy. In 1964, 49.8 per cent of the fetal deaths with gestation reported showed 36 weeks or more, and 54.4 per cent of the neonatal deaths occurred within the first 24 hours of life. Combined, these represent approximately 52 per cent of the total perinatal deaths excluding the fetal deaths for which the gestation was not reported. The perinatal rates for each racial group were: White, 27.6; Negro, 48.6; and Indian, 31.1.

Symbols Used in Tables

- Number or rate is zero
... Item not applicable
0.0 Rate is more than 0 but less than 0.05
---- Data not available

APPENDIX

BIRTHS AND DEATHS

1964

TABLE A. BIRTHS, DEATHS, AND DEATHS BY IMPORTANT CAUSES, NUMBER AND RATE, OKLAHOMA, 1941-1964
Figures in Parentheses Refer to Fifth Revision of International List of Causes of Death

	1941		1942		1943		1944		1945	
Estimated population, July 1	2,323,549		2,313,241		2,302,933		2,292,625		2,282,317	
	Number	Rate	Number	Rate	Number	Rate	Number	Rate	Number	Rate
Live births*	45,313	19.5	45,277	19.6	47,800	20.8	46,885	20.5	43,405	19.0
Physician in hospital	20,999	...	24,812	...	29,180	...	31,580	...	31,194	...
Physician not in hospital	22,677	...	18,985	...	17,064	...	13,510	...	10,729	...
Midwife, other, or unknown	1,637	...	1,480	...	1,556	...	1,795	...	1,482	...
Stillbirths+	1,252	27.6	911	20.1	928	19.4	964	20.6	1,097	25.3
Physician in hospital	553	...	511	...	575	...	631	...	730	...
Physician not in hospital	648	...	383	...	311	...	313	...	339	...
Midwife, other, or unknown	51	...	17	...	42	...	20	...	28	...
Total deaths, all causes*	20,097	8.6	18,985	8.2	19,765	8.6	18,796	8.2	18,731	8.2
Deaths under 1 year+	2,181	48.1	1,901	42.0	2,071	43.3	1,874	40.0	1,727	39.8
Deaths under 1 month+	1,377	30.4	1,156	25.5	1,273	26.6	1,131	24.1	1,100	25.3
Typhoid, paratyphoid fevers (1, 2)	35	1.5	38	1.6	23	1.0	9	0.4	12	0.5
Undulant fever (5)	1	0.0	5	0.2	5	0.2	2	0.1	1	0.0
Meningococcus meningitis (6)	9	0.4	10	0.4	30	1.3	16	0.7	25	1.1
Scarlet fever(8)	5	0.2	3	0.1	5	0.2	4	0.2	7	0.3
Whooping cough (9)	122	5.3	48	2.1	86	3.7	41	1.8	47	2.1
Diphtheria (10)	67	2.9	54	2.3	25	1.1	33	1.4	51	2.2
Tetanus (12)	12	0.5	9	0.4	17	0.7	10	0.4	9	0.4
Tuberculosis, all forms (13-22)	1,063	45.7	973	42.1	929	40.3	892	38.9	823	36.1
Respiratory system (13)	972	41.8	907	39.2	856	37.2		36.1	770	33.7
Tularemia (26a)	3	0.1	4	0.2	2	0.1	1	0.0	4	0.2
Dysentery (27)	58	2.5	81	3.5	54	2.3	59	3.6	53	2.3
Malaria (28)	53	2.3	21	0.9	30	1.3	20	0.9	19	0.8
Syphilis (30)	225	9.7	172	7.4	211	9.2	182	7.9	173	7.6
Influenza (33)	541	23.3	237	10.2	296	12.9	353	15.4	225	9.9
Smallpox (34)	-	-	-	-	-	-	-	-	-	-
Measles (35)	20	0.9	89	3.8	4	0.2	34	1.5	4	0.2
Acute poliomeylitis and acute polioencephalitis (36)	15	0.6	15	0.6	33	1.4	6	0.3	13	0.6
Acute infectious encephalitis (37)	11	0.5	8	0.3	8	0.3	7	0.3	4	0.2
Rocky Mountain spotted fever (39c)	3	0.1	2	0.1	2	0.1	2	0.1	9	0.4
Other infectious and parasitic diseases (3, 4, 7, 11, 23-25, 26b, 29, 31-32, 38, 39a, 39b, 39d, 40-44)	84	3.6	64	2.8	77	3.3	57	2.5	60	2.6
Cancer (45-55)	1,960	84.4	1,967	85.0	1,958	85.0	2,054	89.6	2,212	96.9
Other tumors (56-57)	120	5.2	117	5.1	108	4.7	124	5.4	122	5.3
Acute rheumatic fever (58)	26	1.1	22	1.0	25	1.1	23	1.0	17	0.7
Diabetes mellitus (61)	342	14.7	334	14.4	382	16.6	327	14.3	356	15.6
Pellagra (69)	58	2.5	59	2.6	48	2.1	49	2.1	29	1.3
Other diseases of nutrition, endocrine glands, and avitaminoses (60, 62-68, 70-71)	61	2.6	74	3.2	77	3.3	80	3.5	79	3.5
Diseases of the blood and blood forming organs (72-76)	150	6.5	141	6.1	165	7.2	134	5.8	171	7.5
Chronic poisoning and intoxication (77-79)	38	1.6	24	1.0	24	1.0	31	1.4	16	0.7
Cerebral hemorrhage, embolism, thrombosis, softening (83)	1,814	78.1	1,922	83.1	2,041	88.6	1,856	81.0	1,911	83.7
Other diseases of nervous system and sense organs (80-82, 84-89)	290	12.5	276	11.9	258	11.2	264	11.5	234	10.3
Diseases of the heart (90-95)	4,235	182.3	4,137	178.8	4,372	189.8	4,255	185.6	4,287	187.8
Diseases of the arteries (96-99)	277	11.9	306	13.2	357	15.5	319	13.9	328	14.4
Other diseases of the circulatory system (100-103)	37	1.6	38	1.6	63	2.7	62	2.7	84	3.7
Pneumonia, all forms (107-109)	1,134	48.8	980	42.4	999	43.4	921	40.2	866	37.9
Other diseases of the respiratory system (104-106, 110-114)	199	8.6	212	9.2	226	9.8	247	10.8	248	10.9
Diarrhea and enteritis under 2 years (119)	109	4.7	127	5.5	143	6.2	161	7.0	113	5.0
Diarrhea and enteritis over 2 years (120)	66	2.8	52	2.2	77	3.3	64	2.8	41	1.8
Appendicitis (121)	257	11.1	182	7.9	164	7.1	156	6.8	135	5.9
Hernia, intestinal obstruction (122)	186	8.0	173	7.5	178	7.7	180	7.9	196	8.6
Cirrhosis of the liver (124)	96	4.1	103	4.5	115	5.0	85	3.7	101	4.4
Other diseases of the digestive system (115-118, 123, 125-129)	410	17.6	425	18.4	408	17.7	444	19.4	364	15.9
Nephritis (130-132)	1,316	56.6	1,161	50.2	1,258	54.6	1,148	50.1	1,114	48.8
Other diseases of the genito-urinary system (133-139)	259	11.1	245	10.6	229	9.9	246	10.7	214	9.4
Diseases of pregnancy, childbirth, and the puerperium (140-150)++	134	29.6	145	32.0	109	22.8	112	23.9	99	22.8
Septicemia (140-142a, 147)++	26	5.7	25	5.5	15	3.1	35	7.5	36	8.3
Congenital malformations diseases peculiar to first year of life (157-161)	1,360	58.5	1,093	47.2	1,250	54.3	1,155	50.4	1,055	46.2
Senility (162)	450	19.4	556	24.0	612	26.6	495	21.6	491	21.5
Suicide (163-164)	207	8.9	168	7.3	151	6.6	149	6.5	154	6.7
Homicide (165-168)	135	5.8	127	5.5	99	4.3	91	4.0	133	5.8
Motor-vehicle accidents (170)	511	22.0	343	14.8	294	12.8	330	14.4	429	18.8
Other accidents (169, 171-195)	942	40.5	1,110	48.0	1,117	48.5	1,040	45.4	1,112	48.7
Other defined causes (59, 151-156, 196-198)	69	3.0	69	3.0	84	3.6	81	3.5	81	3.5
Ill-defined and unknown (199, 200)	522	22.5	464	20.1	537	23.3	385	16.8	400	17.5

* Rates represent number per 1,000 estimated population.
** Rates from specific causes represent number per 100,000 estimated population.
\+ Rates represent number per 1,000 live births.
++ Maternal death rates represent number per 10,000 live births.

TABLE A. BIRTHS, DEATHS, AND DEATHS BY IMPORTANT CAUSES. NUMBER AND RATE, OKLAHOMA, 1941-1964
Figures in Parentheses Refer to Fifth Revision of International List of Causes of Death

(Continued)

	1946		1947		1948		1949	
Estimated population, July 1	2,272,009		2,261,701		2,251,393		2,241,085	
	Number	Rate	Number	Rate	Number	Rate	Number	Rate
Live births *.	50,043	22.0	52,691	23.3	50,428	22.4	49,971	22.3
Physician in hospital	38,786	...	41,424	...	40,545	...	41,078	...
Physician not in hospital	9,752	...	9,832	...	8,426	...	7,507	...
Midwife, other, or unknown.	1,505	...	1,435	...	1,457	...	1,386	...
Stillbirths+	1,093	21.8	1,043	19.8	914	18.1	860	17.2
Physician in hospital	789	...	756	...	702	...	655	...
Physician not in hospital	273	...	254	...	179	...	167	...
Midwife, other, or unknown.	31	...	33	...	33	...	38	...
Total deaths, all causes*	18,420	8.1	19,101	8.4	19,074	8.5	19,346	8.6
Deaths under 1 year+.	1,641	32.8	1,716	32.6	1,721	34.1	1,529	30.6
Deaths under 1 month+	1,135	22.7	1,190	22.6	1,184	23.5	1,090	21.8
Typhoid, paratyphoid fevers (1,2).	7	0.3	9	0.4	6	0.3	4	0.2
Undulant fever(5).	-	-	1	0.0	1	0.0	2	0.1
Meningococcus meningitis (6)	14	0.6	10	0.4	10	0.4	10	0.4
Scarlet fever (8).	6	0.3	-	-	-	-	1	0.0
Whooping cough (9)	25	1.1	41	1.8	46	2.0	8	0.4
Diphtheria (10).	26	1.1	15	0.7	16	0.7	7	0.3
Tetanus (12)	7	0.3	8	0.4	7	0.3	7	0.3
Tuberculosis, all forms (13-22).	704	31.0	707	31.3	622	27.6	549	24.5
Respiratory system (13)	653	28.7	664	29.4	581	25.8	509	22.7
Tularemia (26a).	2	0.1	1	0.0	3	0.1	1	0.0
Dysentery (27)	9	0.4	18	0.8	28	1.2	28	1.2
Malaria (28)	11	0.5	1	0.0	6	0.3	4	0.2
Syphilis (30).	192	8.5	176	7.8	162	7.2	142	6.3
Influenza (33)	190	8.4	202	8.9	119	5.3	76	3.4
Smallpox (34).	-	-	-	-	-	-	-	-
Measles (35)	31	1.4	-	-	7	0.3	31	1.4
Acute poliomyelitis and acute polioencephalitis (36).	34	1.5	2	0.1	35	1.6	109	4.9
Acute infectious encephalitis (37)	10	0.4	7	0.3	6	0.3	6	0.3
Rocky Mountain spotted fever (39c)	5	0.2	2	0.1	1	0.0	2	0.1
Other infectious and parasitic diseases (3, 4, 7, 11, 23-25, 26b, 29, 31-32, 38, 39a, 39b, 39d, 40-44)	68	3.0	62	2.7	52	2.3	52	2.3
Cancer (45-55)	2,224	97.9	2,354	104.1	2,490	110.6	2,519	112.4
Other tumors (56-57)	94	4.1	89	3.5	116	5.2	101	4.5
Acute rheumatic fever (58)	15	0.7	8	0.4	9	0.4	15	0.7
Diabetes mellitus (61)	344	15.1	353	15.6	393	17.5	443	19.8
Pellagra (69).	26	1.1	25	1.1	38	1.7	25	1.1
Other diseases of nutrition, endocrine glands, and avitaminoses (60, 62-68, 70-71).	62	2.7	66	2.9	54	2.4	59	2.6
Diseases of the blood and blood forming organs (72-76).	159	7.0	179	7.9	187	8.3	173	7.7
Chronic poisoning and intoxication (77-79) .	25	1.1	22	1.0	23	1.0	24	1.1
Cerebral hemorrhage, embolism, thrombosis, softening (83)	1,991	87.6	2,018	89.2	2,014	89.5	2,100	93.7
Other diseases of nervous system and sense organs (80-82, 84-89)	272	12.0	254	11.2	216	9.6	226	10.1
Diseases of the heart (90-95).	4,521	199.0	4,960	219.3	5,189	230.5	5,396	240.8
Diseases of the arteries (96-99)	331	14.6	357	15.8	345	15.3	418	18.7
Other diseases of the circulatory system (100-103)	76	3.3	91	4.0	77	3.4	80	3.6
Pneumonia, all forms (107-109)	768	33.8	788	34.8	725	32.2	645	28.8
Other diseases of the respiratory system (104-106, 110-114).	245	10.8	257	11.4	217	9.6	224	10.0
Diarrhea and enteritis under 2 years (119) .	61	2.7	57	2.5	90	4.0	73	3.3
Diarrhea and enteritis over 2 years (120). .	38	1.7	36	1.6	29	1.3	34	1.5
Appendicitis (121)	94	4.1	89	3.9	85	3.8	85	3.8
Hernia, intestinal obstruction (122)	161	7.1	151	6.7	136	6.0	151	6.7
Cirrhosis of the liver (124)	132	5.8	113	5.0	154	6.8	142	6.3
Other diseases of the digestive system (115-118, 123, 125-129)	362	15.9	375	16.6	308	13.7	352	15.7
Nephritis (130-132).	1,019	44.9	1,011	44.7	1,034	45.9	1,067	47.6
Other diseases of the genito-urinary system (133-139).	214	9.4	207	9.2	200	8.9	201	9.0
Diseases of pregnancy, childbirth, and the puerperium (140-150)++.	84	16.8	88	16.7	62	12.3	71	14.2
Septicemia (140, 142a, 145a**, 147)++ . .	19	3.8	37	7.0	9	1.8	20	4.0
Congenital malformations, diseases peculiar to first year of life (157-161)	1,161	51.1	1,166	51.6	1,196	53.1	1,110	49.5
Senility (162)	402	17.7	414	18.3	346	15.4	287	12.8
Suicide (163-164).	163	7.2	143	6.3	177	7.9	180	8.0
Homicide (165-168)	126	5.5	148	6.5	124	5.5	127	5.7
Motor-vehicle accidents (170).	531	23.4	527	23.3	540	24.0	550	24.5
Other accidents (169, 171-195)	966	42.5	1,064	47.0	940	41.8	1,007	44.9
Other defined causes (59, 151-156, 196-198).	54	2.4	62	2.7	59	2.6	74	3.3
Ill-defined and unknown (199, 200)	358	15.[illegible]	367	16.2	374	16.6	348	15.5

** 145a not included until 1945.

TABLE A. BIRTHS, DEATHS, AND DEATHS BY IMPORTANT CAUSES, NUMBER AND RATE, OKLAHOMA, 1941-1964
Figures in Parentheses Refer to Sixth Revision of International List of Causes of Death

	1949		1950		1951		1952	
Estimated population, July 1	2,241,085		2,235,724		2,245,218		2,254,711	
	Number	Rate	Number	Rate	Number	Rate	Number	Rate
Live births*	49,971	22.3	50,472	22.6	50,597	22.5	51,275	22.6
Physician in hospital	41,078	...	42,543	...	43,971	...	44,796	...
Physician not in hospital	7,507	...	6,567	...	5,466	...	4,300	...
Midwife, other, or unknown.	1,386	...	1,362	...	1,160	...	1,050	...
Stillbirths+	860	17.2	825	16.3	764	15.1	767	15.3
Physician in hospital	655	...	669	...	662	...	650	...
Physician not in hospital	167	...	124	...	82	...	98	...
Midwife, other, or unknown.	38	...	32	...	20	...	19	...
Total deaths, all causes*.	19,346	8.6	19,431	8.7	20,082	8.9	19,645	8.7
Deaths under 1 year+.	1,529	30.6	1,509	29.9	1,560	30.8	1,441	28.7
Deaths under 1 month+	1,090	21.8	1,067	21.1	1,120	22.1	1,033	20.6
Tuberculosis of respiratory system (001-008)	490	21.9	467	20.9	388	17.3	299	13.3
Tuberculosis, other forms (010-019).	38	1.7	33	1.5	34	1.5	19	0.8
Syphilis and its sequelae (020-029).	121	5.4	108	4.8	100	4.5	84	3.7
Typhoid fever (040).	3	0.1	1	0.0	2	0.1	2	0.1
Dysentery, all forms (045-048)	28	1.2	15	0.7	16	0.7	18	0.8
Scarlet fever and streptococcal sore throat (050, 051).	15	0.7	6	0.3	10	0.4	2	0.1
Diphtheria (055)	7	0.3	9	0.4	6	0.3	2	0.1
Whooping cough (056)	7	0.3	20	0.9	18	0.8	7	0.3
Meningococcal infections (057)	10	0.4	12	0.5	17	0.8	19	0.8
Acute poliomyelitis (080).	109	4.9	38	1.7	38	1.7	45	2.0
Smallpox (084)	-	-	-	-	-	-	-	-
Measles (085).	30	1.3	1	0.0	25	1.1	3	0.1
Typhus and other rickettsial diseases (100-108).	1	0.0	1	0.0	-	-	-	-
Malaria (110-117).	4	0.2	2	0.1	4	0.2	-	-
All other diseases classified as infective and parasitic (030-039, 041, 042, 044, 049, 052-054, 059-074, 081-083, 086-096, 120-138).	64	2.9	70	3.1	71	3.2	71	3.1
Malignant neoplasms, including neoplasms of lymphatic and hematopoietic tissues (140-205)	2,558	114.1	2,682	120.0	2,843	126.6	3,040	134.8
Benign and unspecified neoplasms (210-239) .	104	4.6	85	3.8	80	3.6	63	2.8
Diabetes mellitus (260).	298	13.3	308	13.8	312	13.9	300	13.3
Anemias (290-293).	60	2.7	62	2.8	73	3.3	59	2.6
Vascular lesions affecting central nervous system (330-334).	2,197	98.0	2,246	100.5	2,536	113.0	2,442	108.3
Nonmeningococcal meningitis (340).	34	1.5	28	1.3	27	1.2	43	1.9
Rheumatic fever (400-402).	22	1.0	19	0.8	18	0.8	20	0.9
Chronic rheumatic heart disease (410-416). .	227	10.1	216	9.7	225	10.0	200	8.9
Arteriosclerotic and degenerative heart disease (420-422)	4,146	185.0	4,262	190.6	4,541	202.3	4,648	206.1
Other diseases of heart (430-434).	513	22.9	648	29.0	592	26.4	495	22.0
Hypertension with heart disease (440-443). .	970	43.3	930	41.6	921	41.0	850	37.7
Hypertension without mention of heart (444-447)	222	9.9	221	9.9	198	8.8	183	8.1
Influenza (480-483).	92	4.1	214	9.6	117	5.2	151	6.7
Pneumonia (490-493).	560	25.0	600	26.8	518	23.1	552	24.5
Bronchitis (500- 502)	32	1.4	38	1.7	30	1.3	39	1.7
Ulcer of stomach and duodenum (540, 541) . .	90	4.0	112	5.0	95	4.2	100	4.4
Appendicitis (550-553)	79	3.5	46	2.1	52	2.3	60	2.7
Intestinal obstruction and hernia (560, 561, 570)	167	7.5	147	6.6	150	6.7	127	5.6
Gastritis, duodenitis, enteritis and colitis, except diarrhea of the newborn (543, 571, 572)	121	5.4	95	4.2	87	3.9	102	4.5
Cirrhosis of liver (581)	115	5.1	139	6.2	149	6.6	125	5.5
Nephritis and nephrosis (590-594).	494	22.0	445	19.9	445	19.8	390	17.3
Hyperplasia of prostate (610).	120	5.4	139	6.2	134	6.0	115	5.1
Complications of pregnancy, childbirth and the puerperium (640-689)++.	69	14.2	43	8.5	55	10.9	38	7.6
Congenital malformations (750-759).	243	10.8	244	10.9	274	12.2	243	10.8
Birth injuries, postnatal asphyxia and atelectasis (760-762)	338	15.1	342	15.3	370	16.5	336	14.9
Infections of the newborn (763-768).	47	2.1	54	2.4	24	1.1	42	1.9
Other diseases peculiar to early infancy and immaturity unqualified (769-776). . .	511	22.8	515	23.0	505	22.5	462	20.5
Senility without mention of psychosis, ill-defined and unknown causes (780-795). . .	597	26.6	527	23.6	553	24.6	514	22.8
All other diseases (Residual).	1,610	71.8	1,585	70.9	1,630	72.6	1,551	68.8
Motor vehicle accidents (E810-E835).	550	24.5	522	23.3	577	25.7	616	27.3
All other accidents (E800-E802, E840-E962) .	926	41.3	838	37.0	923	41.1	873	38.7
Suicide and self-inflicted injury (E963, E970-E979).	180	9.0	193	8.6	184	8.2	171	7.6
Homicide and operations of war (E964, E965, E980-E999).	127	5.7	113	5.1	115	5.1	124	5.5

TABLE A. BIRTHS, DEATHS, AND DEATHS BY IMPORTANT CAUSES, NUMBER AND RATE, OKLAHOMA, 1941-1964

Figures in Parentheses Refer to Sixth and Seventh Revisions of International Lists of Causes of Death
(Continued)

	1953		1954		1955		1956	
Estimated population, July 1	2,264,204		2,273,698		2,283,191		2,292,684	
	Number	Rate	Number	Rate	Number	Rate	Number	Rate
Live births*	51,275	22.6	51,457	22.6	50,636	22.2	51,894	22.6
Physician in hospital	46,633	...	47,259	...	47,262	...	48,980	...
Physician not in hospital	3,567	...	3,289	...	2,594	...	2,222	...
Midwife, other, or unknown	1,075	...	909	...	780	...	692	...
Stillbirths+	817	15.9	787	15.3	732	14.5	720	13.9
Physician in hospital	685	...	696	...	660	...	659	...
Physician not in hospital	110	...	71	...	55	...	48	...
Midwife, other, or unknown	22	...	20	...	17	...	13	...
Total deaths, all causes*	19,820	8.8	20,121	8.8	19,705	8.6	20,954	9.1
Deaths under 1 year+	1,466	28.6	1,394	27.1	1,338	26.4	1,376	26.5
Deaths under 1 month+	1,025	20.0	1,011	19.6	1,006	19.9	971	18.7
Tuberculosis of respiratory system (001-008)	231	10.2	222	9.8	171	7.5	181	7.9
Tuberculosis, other forms (010-019)	16	0.7	12	0.5	15	0.7	13	0.6
Syphilis and its sequelae ((020-029)	83	3.7	80	3.5	41	1.8	44	1.9
Typhoid fever (040)	-	-	3	0.1	2	0.1	-	-
Dysentery, all forms (045-048)	20	0.9	12	0.5	12	0.5	5	0.2
Scarlet fever and streptococcal sore throat (050, 051)	6	0.3	6	0.3	4	0.2	2	0.1
Diphtheria (055)	-	-	3	0.1	1	0.0	3	0.1
Whooping cough (056)	9	0.4	6	0.3	11	0.5	6	0.3
Meningococcal infections (057)	10	0.4	10	0.4	11	0.5	12	0.5
Acute poliomyelitis (080)	16	0.7	23	1.0	6	0.3	3	0.1
Smallpox (084)	-	-	-	-	-	-	-	-
Measles (085)	16	0.7	5	0.2	4	0.2	16	0.7
Typhus and other rickettsial diseases (100-108)	-	-	-	-	-	-	-	-
Malaria (110-117)	1	0.0	1	0.0	1	0.0	2	0.1
All other diseases classified as infective and parasitic (030-039, 041, 042, 044, 049, 052-054, 059-074, 081-083, 086-096, 120-138)	68	3.0	84	3.7	81	3.5	87	3.8
Malignant neoplasms, including neoplasms of lymphatic and hematopoietic tissues (140-205)	2,939	129.8	3,043	133.8	3,122	136.7	3,232	141.0
Benign and unspecified neoplasms (210-239)	52	2.3	63	2.8	71	3.1	54	2.4
Diabetes mellitus (260)	340	15.0	316	13.9	315	13.8	283	12.3
Anemias (290-293)	64	2.8	52	2.3	55	2.4	46	2.0
Vascular lesions affecting central nervous system (330-334)	2,465	108.9	2,607	114.7	2,396	104.9	2,771	120.9
Nonmeningococcal meningitis (340)	32	1.4	13	0.6	19	0.8	22	1.0
Rheumatic fever (400-402)	11	0.5	9	0.4	8	0.4	3	0.1
Chronic rheumatic heart diseases(410-416)	157	6.9	186	8.2	184	8.1	171	7.5
Arteriosclerotic and degenerative heart disease (420-422)	4,743	209.5	4,921	216.4	5,202	227.8	5,612	244.8
Other diseases of heart (430-434)	575	25.4	575	25.3	540	23.7	549	23.9
Hypertension with heart disease (440-443)	782	34.5	854	37.6	748	32.8	770	33.6
Hypertension without mention of heart (444-447)	202	8.9	182	8.0	157	6.9	186	8.1
Influenza (480-483)	267	11.8	59	2.6	62	2.7	41	1.8
Pneumonia (490-493)	597	26.4	539	23.7	537	23.5	595	26.0
Bronchitis (500-502)	34	1.5	29	1.3	15	0.7	44	1.9
Ulcer of stomach and duodenum (540- 541)	99	4.4	91	4.0	129	5.6	121	5.3
Appendicitis (550-553)	42	1.9	42	1.8	44	1.9	35	1.5
Intestinal obstruction and hernia (560, 561, 570)	124	5.5	154	6.8	122	5.3	145	6.3
Gastritis, duodenitis, enteritis and colitis, except diarrhea of the newborn (543, 571, 572)	88	3.9	107	4.7	75	3.3	105	4.6
Cirrhosis of liver (581)	130	5.7	151	6.6	129	5.6	138	6.0
Nephritis and nephrosis (590-594)	373	16.5	369	16.2	268	11.7	312	13.6
Hyperplasia of prostate (610)	112	4.9	107	4.7	111	4.9	99	4.3
Complications of pregnancy, childbirth and the puerperium (640-689)++	37	7.2	38	7.4	26	5.1	19	3.7
Congenital malformations (750-759)	245	10.8	239	10.5	250	10.9	272	11.9
Birth injuries, postnatal asphyxia and atelectasis (760-762)	421	18.6	360	15.8	331	14.5	301	13.1
Infections of the newborn (763-768)	41	1.8	46	2.0	59	2.6	56	2.4
Other diseases peculiar to early infancy and immaturity unqualified (769-776)	410	18.1	433	19.0	440	19.3	419	18.3
Senility without mention of psychosis, ill-defined and unknown causes (780-795)	627	27.7	650	28.6	569	24.9	704	30.7
All other diseases (Residual)	1,574	69.5	1,650	72.6	1,627	71.3	1,711	74.6
Motor-vehicle accidents (E810-E835)	607	26.8	608	26.7	622	27.2	690	30.1
All other accidents (E800-E802, E840-E962)	838	37.0	892	39.2	796	34.9	799	34.8
Suicide and self-inflicted injury (E963, E970-E979)	195	8.6	166	7.3	214	9.4	171	7.5
Homicide and operations of war (E964, E965, E980-E999)	121	5.3	103	4.5	102	4.5	104	4.5

TABLE A. BIRTHS, DEATHS, AND DEATHS BY IMPORTANT CAUSES, NUMBER AND RATE, OKLAHOMA, 1941-1964

Figures in Parentheses Refer to Sixth and Seventh Revisions of International Lists of Causes of Death
(Continued)

	1957		1958		1959		1960	
Estimated population, July 1	2,302,177		2,311,671		2,321,164		2,328,284	
	Number	Rate	Number	Rate	Number	Rate	Number	Rate
Live births*	51,349	22.3	50,552	21.9	51,141	22.0	50,900	21.9
Physician in hospital	48,929	...	48,472	...	49,311	...	49,318	...
Physician not in hospital	1,765	...	1,468	...	1,262	...	1,087	...
Midwife, other, or unknown	655	...	612	...	568	...	495	...
Stillbirths+	665	13.0	671	13.3	684	13.4	684	13.4
Physician in hospital	614	...	627	...	628	...	655	...
Physician not in hospital	36	...	35	...	42	...	20	...
Midwife, other, or unknown	15	...	9	...	14	...	9	...
Total deaths, all causes*	21,568	9.4	21,812	9.4	21,996	9.5	22,932	9.8
Deaths under 1 year+	1,307	25.5	1,373	27.2	1,235	24.1	1,297	25.5
Deaths under 1 month +	934	18.2	1,008	19.9	887	17.3	939	18.4
Tuberculosis of respiratory system (001-008)	152	6.6	155	6.7	121	5.2	152	6.5
Tuberculosis, other forms (010-019)	7	0.3	9	0.4	16	0.7	9	0.4
Syphilis and its sequelae (020-029)	56	2.4	35	1.5	48	2.1	32	1.4
Typhoid fever (040)	1	0.0	1	0.0	1	0.0	-	-
Dysentery, all forms (045-048)	11	0.5	3	0.1	5	0.2	10	0.4
Scarlet fever and streptococcal sore throat (050, 051)	7	0.3	5	0.2	3	0.1	2	0.1
Diphtheria (055)	1	0.0	-	-	4	0.2	1	0.0
Whooping cough (056)	7	0.3	3	0.1	3	0.1	3	0.1
Meningococcal infections (057)	12	0.5	10	0.4	8	0.3	9	0.4
Acute poliomyelitis (080)	6	0.3	-	-	6	0.3	3	0.1
Smallpox (084)	-	-	-	-	-	-	-	-
Measles (085)	3	0.1	6	0.3	5	0.2	7	0.3
Typhus and other rickettsial diseases (100-108)	1	0.0	2	0.1	2	0.1	-	-
Malaria (110-117)	-	-	2	0.1	1	0.0	1	0.0
All other diseases classified as infective and parasitic (030-039, 041, 042, 044, 049, 052-054, 059-074, 081-083, 086-096, 120-138)	98	4.3	85	3.7	96	4.1	101	4.3
Malignant neoplasms, including neoplasms of lymphatic and hematopoietic tissues (140-205)	3,307	143.6	3,223	139.4	3,418	147.3	3,463	148.7
Benign and unspecified neoplasms (210-239)	59	2.6	46	2.0	61	2.6	62	2.7
Diabetes mellitus (260)	316	13.7	277	12.0	344	14.8	398	17.1
Anemias (290-293)	44	1.9	58	2.5	45	1.9	45	1.9
Vascular lesions affecting central nervous system (330-334)	2,795	121.4	2,843	123.0	2,926	126.1	3,038	130.5
Nonmeningococcal meningitis (340)	16	0.7	32	1.4	17	0.7	24	1.0
Rheumatic fever (400-402)	6	0.3	9	0.4	9	0.4	13	0.6
Chronic rheumatic heart disease (410-416)	169	7.3	171	7.4	162	7.0	133	5.7
Arteriosclerotic and degenerative heart disease (420-422)	5,827	253.1	5,980	258.7	6,049	260.6	6,256	268.7
Other diseases of heart (430-434)	528	22.9	577	25.0	529	22.8	561	24.1
Hypertension with heart disease (440-443)	757	32.9	717	31.0	688	29.6	699	30.0
Hypertension without mention of heart (444-447)	173	7.5	198	8.6	194	8.4	160	6.9
Influenza (480-483)	173	7.5	91	3.9	48	2.1	127	5.5
Pneumonia (490-493)	648	28.1	655	28.3	577	24.9	687	29.5
Bronchitis (500-502)	34	1.5	39	1.7	37	1.6	60	2.6
Ulcer of stomach and duodenum (540, 541)	128	5.6	128	5.5	118	5.1	126	5.4
Appendicitis (550-553)	32	1.4	32	1.4	27	1.2	36	1.5
Intestinal obstruction and hernia (560, 561, 570)	134	5.8	155	6.7	169	7.3	120	5.2
Gastritis, duodenitis, enteritis and colitis, except diarrhea of the newborn (543, 571, 572)	113	4.9	83	3.6	103	4.4	104	4.5
Cirrhosis of Liver (581)	163	7.1	173	7.5	143	6.2	178	7.6
Nephritis and nephrosis (590-594)	310	13.5	270	11.7	257	11.1	228	9.8
Hyperplasia of prostate (610)	86	3.7	101	4.4	94	4.0	86	3.7
Complications of pregnancy, childbirth and the puerperium (640-689)++	25	4.9	18	3.6	22	4.3	19	3.7
Congenital malformations (750-759)	235	10.2	253	10.9	256	11.0	252	10.8
Births injuries, postnatal asphyxia and atelectasis (760-762)	343	14.9	319	13.8	317	13.7	293	12.6
Infections of the newborn (763-768)	59	2.6	62	2.7	49	2.1	50	2.1
Other diseases peculiar to early infancy and immaturity unqualified (769-776)	355	15.4	456	19.7	381	16.4	435	18.7
Senility without mention of psychosis, ill-defined and unknown causes (780-795)	810	35.2	861	37.2	917	39.5	1,002	43.0
All other diseases (Residual)	1,736	75.4	1,831	79.2	1,878	80.9	1,986	85.3
Motor-vehicle accidents (E810-E835)	723	31.4	696	30.1	648	27.9	687	29.5
All other accidents (E800-E802, E840-E962)	817	35.5	819	35.4	864	37.2	903	38.8
Suicide and self-inflicted injury (E963, E970-E979)	184	8.0	205	8.9	211	9.1	238	10.2
Homicide and operations of war (E964, E965, E980-E999)	101	4.4	118	5.1	119	5.1	133	5.7

TABLE A. BIRTHS, DEATHS, AND DEATHS BY IMPORTANT CAUSES, NUMBER AND RATE, OKLAHOMA, 1941-1964

Figures in Parentheses Refer to Sixth and Seventh Revisions of International Lists of Causes of Death
(Continued)

	1961		1962		1963		1964	
Estimated population, July 1	2,398,000		2,448,000		2,441,000		2,461,000	
	Number	Rate	Number	Rate	Number	Rate	Number	Rate
Live Births*	50,859	21.2	51,351	21.0	49,955	20.5	47,563	19.3
Physician in hospital	49,422	...	50,119	...	48,787	...	46,681	...
Physician not in hospital	1,007	...	824	...	775	...	520	...
Midwife, other, or unknown	430	...	408	...	393	...	362	...
Stillbirths+	643	12.6	629	12.2	606	12.1	647	13.6
Physician in hospital	603	...	606	...	577	...	618	...
Physician not in hospital	36	...	19	...	26	...	25	...
Midwife, other, or unknown	4	...	4	...	3	...	4	...
Total deaths, all causes*	22,973	9.6	24,005	9.8	24,458	10.0	24,194	9.8
Deaths under 1 year+	1,226	24.1	1,219	23.7	1,218	24.4	1,077	22.6
Deaths under 1 month+	882	17.3	933	18.2	900	18.0	794	16.7
Tuberculosis of respiratory system (001-008)	118	4.9	141	5.8	149	6.1	118	4.8
Tuberculosis, other forms (010-019)	15	0.6	10	0.4	9	0.4	13	0.5
Syphilis and its sequelae (020-029)	29	1.2	38	1.6	42	1.7	38	1.5
Typhoid fever (040)	-	-	1	0.0	-	-	-	-
Dysentery, all forms (045-048)	6	0.3	10	0.4	3	0.1	4	0.2
Scarlet fever and streptococcal sore throat (050,051)	2	0.1	5	0.2	4	0.2	3	0.1
Diphtheria (055)	-	-	-	-	-	-	-	-
Whooping cough (056)	-	-	2	0.1	2	0.1	2	0.1
Meningococcal infections (057)	1	0.0	11	0.4	9	0.4	7	0.3
Acute poliomyelitis (080)	-	-	2	0.1	-	-	-	-
Smallpox (084)	-	-	-	-	-	-	-	-
Measles (085)	4	0.2	3	0.1	4	0.2	13	0.5
Typhus and other rickettsial diseases (100-108)	1	0.0	3	0.1	2	0.1	2	0.1
Malaria (110-117)	-	-	-	-	-	-	1	0.0
All other diseases classified as infective and parasitic (030-039, 041, 042, 044, 049, 052-054, 059-074, 081-083, 086-096, 120-138)	99	4.1	80	3.3	69	2.8	104	4.2
Malignant neoplasms, including neoplasms of lymphatic and hematopoietic tissues (140-205)	3,600	150.1	3,692	150.8	3,715	152.2	3,850	156.4
Benign and unspecified neoplasms (210-239)	60	2.5	68	2.8	55	2.3	50	2.0
Diabetes mellitus (260)	379	15.8	408	16.7	396	16.2	373	15.2
Anemias (290-293)	54	2.3	46	1.9	53	2.2	47	1.9
Vascular lesions affecting central nervous system (330-334)	2,906	121.2	3,169	129.5	3,178	130.2	3,133	127.3
Nonmeningococcal meningitis (340)	33	1.4	33	1.3	30	1.2	30	1.2
Rheumatic fever (400-402)	5	0.2	4	0.2	12	0.5	5	0.2
Chronic rheumatic heart disease (410-416)	123	5.1	137	5.6	127	5.2	130	5.3
Arteriosclerotic and degenerative heart disease (420-422)	6,702	279.5	7,298	298.1	7,510	307.7	7,488	304.3
Other diseases of heart (430-434)	562	23.4	552	22.5	595	24.4	568	23.1
Hypertension with heart disease (440-443)	651	27.1	639	26.1	583	23.9	542	22.0
Hypertension without mention of heart (444-447)	166	6.9	152	6.2	160	6.6	163	6.6
Influenza (480-483)	35	1.5	63	2.6	107	4.4	20	0.8
Pneumonia (490-493)	563	23.5	700	28.6	731	29.9	685	27.8
Bronchitis (500-502)	40	1.7	47	1.9	46	1.9	48	2.0
Ulcer of stomach and duodenum (540, 541)	152	6.3	147	6.0	147	6.0	151	6.1
Appendicitis (550-553)	32	1.3	35	1.4	27	1.1	22	0.9
Intestinal obstruction and hernia (560, 561, 570)	133	5.5	158	6.5	160	6.6	181	7.4
Gastritis, duodenitis, enteritis and colitis, except diarrhea of the newborn (543, 571, 572)	106	4.4	125	5.1	130	5.3	90	3.7
Cirrhosis of liver (581)	182	7.6	199	8.1	248	10.2	237	9.6
Nephritis and nephrosis (590-594)	226	9.4	252	10.3	244	10.0	226	9.2
Hyperplasia of prostate (610)	79	3.3	92	3.8	75	3.1	80	3.3
Complications of pregnancy, childbirth and the puerperium (640-689)++	22	4.3	15	2.9	15	3.0	23	4.8
Congenital malformations (750-759)	255	10.6	234	9.6	249	10.2	246	10.0
Birth injuries, postnatal asphyxia and atelectasis (760-762)	267	11.1	285	11.6	272	11.1	218	8.9
Infections of the newborn (763-768)	43	1.8	62	2.5	54	2.2	36	1.5
Other diseases peculiar to early infancy and immaturity unqualified (769-776)	416	17.3	434	17.7	422	17.3	409	16.6
Senility without mention of psychosis, ill-defined and unknown causes (780-795)	1,019	42.5	588	24.0	566	23.2	616	25.0
All other diseases (Residual)	1,994	83.2	2,120	86.6	2,311	94.7	2,210	89.8
Motor-vehicle accidents (E810-E835)	743	31.0	709	29.0	712	29.2	799	32.5
All other accidents (E800-E802, E840-E962)	839	35.0	908	37.1	909	37.2	872	35.4
Suicide and self-inflicted injury (E963, E970-E979)	205	8.5	213	8.7	206	8.4	211	8.6
Homicide and operations of war (E964, E965, E980-E999)	106	4.4	115	4.7	120	4.9	130	5.3

TABLE B. HISTORICAL SUMMARY OF CERTAIN CAUSES OF DEATH, ADJUSTED BY 1949 COMPARABILITY RATIO*, NUMBER AND RATE, OKLAHOMA, 1940-1949

Cause of Death	International List Numbers		Comparability Ratios*	Adjusted Deaths									
	5th Revision	6th Revision		1940		1941		1942		1943		1944	
				NUMBER	RATE	NUMBER	RATE	NUMBER	RATE	NUMBER	RATE	NUMBER	RATE
Tuberculosis, all forms	(13-22)	(001-019)	0.9617	1,082	46.4	1,023	44.0	936	40.5	894	38.8	858	37.4
Tuberculosis, respiratory system	(13)	(001-008)	0.9627	993	42.5	936	40.3	873	37.7	824	35.8	797	34.8
Syphilis	(30)	(020-029)	0.8521	225	9.6	191	8.2	146	6.3	179	7.8	155	6.8
Influenza	(33)	(480-483)	1.2105	713	30.6	655	28.2	287	12.4	358	15.5	427	18.6
Cancer	(45-55)	(140-205)	1.0155+	1,992	85.4	1,990	85.6	1,997	86.3	1,988	86.3	2,086	91.0
Acute rheumantic fever	(58)	(400-402)	1.4667	57	2.4	38	1.6	32	1.4	37	1.6	34	1.5
Diabetes mellitus	(61)	(260)	0.6727	223	9.6	230	9.9	225	9.7	257	11.2	220	9.6
Cerebral hemorrhage, embolism, thrombosis, softening, etc	(83)	(330-334)	1.0462	1,979	84.8	1,897	81.6	2,010	86.9	2,135	92.7	1,941	84.7
Diseases of the heart	(90-95)	(410-443)	1.0852	4,188	179.4	4,596	197.8	4,489	194.1	4,744	206.0	4,618	201.4
Pneumonia, all forms	(107-109)	(490-493)	0.8682	1,179	50.5	984	42.3	851	36.8	867	37.6	799	34.9
Appendicitis	(121)	(550-553)	0.9294	281	12.0	239	10.3	169	7.3	152	6.6	145	6.3
Cirrhosis of the liver	(124)	(581)	0.8099	96	4.1	78	3.4	83	3.6	93	4.0	69	3.0
Nephritis	(130-132)	(590-594)	0.4630	679	29.1	609	26.2	538	23.3	582	25.3	532	23.2
Congenital malformations, diseases peculiar to first year of life	(157-161)	(750-776)	1.0261	1,310	56.1	1,395	60.0	1,121	48.5	1,283	55.7	1,185	51.7
Accidents	(169-195)	(E800-E962)	0.9480	1,274	54.6	1,377	59.3	1,377	59.3	1,338	58.1	1,299	56.7

Cause of Death	International List Numbers		Comparability Ratios*	Adjusted Deaths									
	5th Revision	6th Revision		1945		1946		1947		1948		1949	
				NUMBER	RATE	NUMBER	RATE	NUMBER	RATE	NUMBER	RATE	NUMBER	RATE
Tuberculosis, all forms	(13-22)	(001-019)	0.9617	792	34.7	677	29.8	680	30.1	598	26.6	528	23.6
Tuberculosis, respiratory system	(13)	(001-008)	0.9627	741	32.5	629	27.7	639	28.3	559	24.8	490	21.9
Syphilis	(30)	(020-029)	0.8521	147	6.4	163	7.2	150	6.6	138	6.1	121	5.4
Influenza	(33)	(480-483)	1.2105	272	11.9	230	10.1	244	10.8	144	6.4	92	4.1
Cancer	(45-55)	(140-205)	1.0155+	2,246	98.4	2,258	99.4	2,390	105.7	2,529	112.3	2,558	114.1
Acute rheumatic fever	(58)	(400-402)	1.4667	25	1.1	22	1.0	12	0.5	13	0.6	22	1.0
Diabetes mellitus	(61)	(260)	0.6727	239	10.5	231	10.2	237	10.5	264	11.7	298	13.3
Cerebral hemorrhage, embolism, thrombosis, softening, etc.	(83)	(330-334)	1.0462	1,999	87.6	2,083	91.7	2,111	93.3	2,107	93.6	2,197	98.0
Diseases of the heart	(90-95)	(410-443)	1.0852	4,652	203.8	4,906	215.9	5,383	238.0	5,631	250.1	5,856	261.3
Pneumonia, all forms	(107-109)	(490-493)	0.8682	752	32.9	667	29.4	684	30.2	629	27.9	560	25.0
Appendicitis	(121)	(550-553)	0.9294	125	5.5	87	3.8	83	3.7	79	3.5	79	3.5
Cirrhosis of the liver	(124)	(581)	0.8099	82	3.6	107	4.7	92	4.1	125	5.6	115	5.1
Nephritis	(130-132)	(590-594)	0.4630	516	22.6	472	20.8	468	20.7	479	21.3	494	22.0
Congenital malformations, diseases peculiar to first year of life.	(157-161)	(750-776)	1.0261	1,082	47.4	1,191	52.4	1,196	52.9	1,227	54.5	1,139	50.8
Accidents	(169-195)	(E800-E962)	0.9480	1,461	64.0	1,419	62.5	1,508	66.7	1,403	62.3	1,476	65.9

*Ratio of 1949 deaths classified by sixth revision to 1949 deaths classified by fifth revision of International List.
+Ratio of 1949 deaths classified by sixth revision (including leukemia) to 1949 deaths classified by fifth revision (excluding leukemia).

TABLE C. RECORDED BIRTHS, STILLBIRTHS, DEATHS, INFANT AND NEONATAL DEATHS, NUMBER AND RATE, BY COUNTY, OKLAHOMA, 1964

County	BIRTHS		STILLBIRTHS		DEATHS		INFANT DEATHS		NEONATAL DEATHS	
	Number	Rate**	Number	Rate+	Number	Rate**	Number	Rate+	Number	Rate+
ENTIRE STATE	46,542	18.9	635	13.6	23,550	9.6	1,056	22.7	773	16.6
Adair	143	11.0	1	7.0	120	9.2	4	28.0	2	14.0
Alfalfa	37	4.7	-	-	66	8.3	-	-	-	-
Atoka	115	12.1	1	8.7	119	12.6	1	8.7	1	8.7
Beaver	107	15.2	-	-	50	7.1	2	18.7	2	18.7
Beckham	376	22.0	5	13.3	250	14.6	11	29.3	9	23.9
Blaine	151	13.2	4	26.5	138	12.1	4	26.5	4	26.5
Bryan	387	16.6	6	15.5	272	11.7	14	36.2	12	31.0
Caddo	280	10.1	3	10.7	252	9.1	5	17.9	1	3.6
Canadian	221	8.6	1	4.5	239	9.3	4	18.1	1	4.5
Carter	745	18.4	14	18.8	493	12.2	15	20.1	13	17.4
Cherokee	659	36.4	7	10.6	163	9.0	10	15.2	10	15.2
Choctaw	285	19.6	8	28.1	228	15.7	6	21.1	5	17.5
Cimarron	70	15.0	2	28.6	23	4.9	1	14.3	1	14.3
Cleveland	990	18.5	8	8.1	437	8.2	8	8.1	6	6.1
Coal	59	12.1	-	-	71	14.5	1	16.9	1	16.9
Comanche	3,222	31.2	40	12.4	609	5.9	64	19.9	48	14.9
Cotton	1	0.1	-	-	41	5.4	-	-	-	-
Craig	230	14.3	1	4.3	330	20.5	8	34.8	5	21.7
Creek	594	14.6	11	18.5	410	10.0	10	16.8	8	13.5
Custer	1,077	48.5	18	16.7	328	14.8	26	24.1	17	15.8
Delaware	77	5.8	-	-	115	8.7	1	13.0	1	13.0
Dewey	21	3.8	2	95.2	30	5.5	1	47.6	-	-
Ellis	76	15.1	3	39.5	59	11.7	-	-	-	-
Garfield	1,310	24.3	23	17.6	670	12.4	31	23.7	24	18.3
Garvin	473	16.6	4	8.5	284	10.0	7	14.8	5	10.6
Grady	417	14.5	7	16.8	296	10.3	6	14.4	5	12.0
Grant	1	0.1	-	-	39	5.1	-	-	-	-
Greer	96	11.6	3	31.3	114	13.8	5	52.1	5	52.1
Harmon	78	14.4	1	12.8	69	12.7	3	38.5	1	12.8
Harper	91	14.6	2	22.0	36	5.8	2	22.0	2	22.0
Haskell	111	13.3	4	36.0	84	10.0	4	36.0	3	27.0
Hughes	233	17.0	3	12.9	212	15.4	1	4.3	1	4.3
Jackson	988	27.0	10	10.1	206	5.6	16	16.2	11	11.1
Jefferson	67	9.0	2	29.9	107	14.3	2	29.9	2	29.9
Johnston	102	12.6	4	39.2	92	11.3	-	-	-	-
Kay	847	15.9	5	5.9	537	10.1	26	30.7	19	22.4
Kingfisher	276	26.3	5	18.1	108	10.3	4	14.5	4	14.5
Kiowa	168	11.9	-	-	153	10.8	2	11.9	2	11.9
Latimer	276	37.1	6	21.7	168	22.6	5	18.1	5	18.1
LeFlore	337	12.0	7	20.8	304	10.9	6	17.8	5	14.8
Lincoln	291	15.9	4	13.7	186	10.2	2	6.9	1	3.4
Logan	247	13.7	3	12.1	236	13.1	2	8.1	2	8.1
Love	-	-	-	-	24	4.4	-	-	-	-
McClain	151	12.1	1	6.6	131	10.5	3	19.9	2	13.2
McCurtain	294	11.7	6	20.4	217	8.6	5	17.0	2	6.8
McIntosh	98	8.8	1	10.2	96	8.6	1	10.2	-	-
Major	81	11.2	-	-	71	9.8	2	24.7	2	24.7
Marshall	21	2.9	-	-	56	7.8	-	-	-	-
Mayes	279	13.4	2	7.2	201	9.7	5	17.9	4	14.3
Murray	124	11.6	-	-	208	19.5	3	24.2	2	16.1
Muskogee	1,302	20.7	21	16.1	1,043	16.6	26	20.0	16	12.3
Noble	138	13.6	2	14.5	91	8.9	-	-	-	-
Nowata	175	16.5	4	22.9	132	12.4	3	17.1	3	17.1
Okfuskee	145	13.7	1	6.9	139	13.1	8	55.2	6	41.4
Oklahoma	11,973	23.2	182	15.2	4,515	8.7	337	28.1	236	19.7
Okmulgee	602	17.0	6	10.0	375	10.6	12	19.9	7	11.6
Osage	221	6.7	2	9.0	230	6.9	10	45.2	6	27.1
Ottawa	418	15.1	5	12.0	336	12.1	3	7.2	3	7.2
Pawnee	280	27.2	1	3.6	154	15.0	8	28.6	6	21.4
Payne	853	18.8	8	9.4	367	8.1	15	17.6	10	11.7
Pittsburg	692	21.1	14	20.2	404	12.3	17	24.6	12	17.3
Pontotoc	581	20.8	10	17.2	379	13.6	12	20.7	8	13.8
Pottawatomie	678	16.1	6	8.8	390	9.3	9	13.3	7	10.3
Pushmataha	136	16.1	-	-	95	11.2	6	44.1	3	22.1
Roger Mills	32	7.0	-	-	30	6.6	-	-	-	-
Rogers	610	28.0	10	16.4	217	9.9	11	18.0	9	14.8
Seminole	322	12.7	5	15.5	273	10.8	7	21.7	4	12.4
Sequoyah	179	9.8	2	11.2	131	7.2	2	11.2	1	5.6
Stephens	601	14.9	8	13.3	344	8.6	13	21.6	11	18.3
Texas	258	17.6	3	11.6	125	8.5	7	27.1	5	19.4
Tillman	152	10.7	3	19.7	145	10.2	4	26.3	2	13.2
Tulsa	7,233	18.9	82	11.3	3,016	7.9	182	25.2	144	19.9
Wagoner	92	5.8	1	10.9	117	7.4	3	32.6	1	10.9
Washington	702	14.7	9	12.8	333	7.0	10	14.2	10	14.2
Washita	306	15.8	5	16.3	119	6.2	6	19.6	6	19.6
Woods	188	16.3	2	10.6	116	10.1	3	16.0	-	-
Woodward	293	20.3	5	17.1	186	12.9	3	10.2	1	3.4

**Rates represent number per 1,000 estimated population.
+Rates represent number per 1,000 live births.
All figures in this table are by place of occurrence.

TABLE D. RESIDENT DEATHS BY COUNTY, BY RACE, BY SEX, OKLAHOMA, 1964

County	Total		White		Negro		Indian	
	Male	Female	Male	Female	Male	Female	Male	Female
ENTIRE STATE	14,110	10,084	12,702	9,024	1,063	803	345	257
Adair	95	73	81	60	-	-	14	13
Alfalfa	64	48	64	47	-	1	-	-
Atoka	91	48	82	38	6	5	3	5
Beaver	38	23	38	23	-	-	-	-
Beckham	130	107	126	103	4	3	-	1
Blaine	94	70	81	55	6	4	7	11
Bryan	193	128	190	122	1	5	2	1
Caddo	213	127	181	107	2	4	30	16
Canadian	149	111	137	106	8	2	4	3
Carter	313	198	274	166	34	25	5	7
Cherokee	117	64	94	52	3	1	20	11
Choctaw	139	102	114	76	23	22	2	4
Cimarron	22	12	22	12	-	-	-	-
Cleveland	195	147	192	147	-	-	3	-
Coal	51	40	49	39	1	-	1	1
Comanche	313	259	269	211	33	32	11	16
Cotton	56	43	54	42	1	-	1	1
Craig	114	83	108	81	4	1	2	1
Creek	277	207	239	183	35	14	3	10
Custer	151	97	137	89	5	4	9	4
Delaware	116	60	103	55	-	-	13	5
Dewey	41	32	37	31	-	-	4	1
Ellis	32	22	32	22	-	-	-	-
Garfield	332	224	325	216	7	8	-	-
Garvin	165	123	156	117	9	5	-	1
Grady	224	147	206	135	17	12	1	-
Grant	50	48	50	48	-	-	-	-
Greer	77	65	75	64	2	1	-	-
Harmon	36	34	32	33	4	1	-	-
Harper	24	16	24	16	-	-	-	-
Haskell	68	45	65	44	-	-	3	1
Hughes	132	100	112	79	6	7	14	14
Jackson	139	97	127	88	12	9	-	-
Jefferson	77	46	77	45	-	1	-	-
Johnston	53	61	49	55	1	2	3	4
Kay	302	255	284	242	10	4	8	9
Kingfisher	75	48	65	43	9	4	1	1
Kiowa	109	79	102	76	5	1	2	2
Latimer	61	41	58	36	-	2	3	3
LeFlore	238	156	225	148	9	3	4	5
Lincoln	144	93	129	83	12	9	3	1
Logan	141	129	114	114	27	15	-	-
Love	46	28	44	24	2	4	-	-
McClain	80	64	76	59	3	5	1	-
McCurtain	194	129	149	101	33	19	12	9
McIntosh	91	59	74	49	12	6	5	4
Major	53	51	53	51	-	-	-	-
Marshall	60	45	59	44	1	-	-	1
Mayes	164	71	152	63	-	-	12	8
Murray	105	70	103	67	2	3	-	-
Muskogee	447	324	346	241	96	77	5	6
Noble	83	45	70	42	7	3	6	-
Nowata	77	69	72	57	5	12	-	-
Okfuskee	100	67	73	41	20	19	7	7
Oklahoma	2,166	1,610	1,920	1,406	229	192	17	12
Okmulgee	266	203	212	174	46	24	8	5
Osage	182	110	171	105	1	-	10	5
Ottawa	239	170	231	169	-	-	8	1
Pawnee	107	56	98	52	3	1	6	3
Payne	211	165	202	163	8	2	1	-
Pittsburg	256	164	237	150	17	10	2	4
Pontotoc	160	141	191	132	8	5	11	4
Pottawatomie	273	187	262	171	4	11	7	5
Pushmataha	72	51	67	50	3	-	2	1
Roger Mills	25	21	25	20	-	-	-	1
Rogers	126	105	118	98	2	2	6	5
Seminole	210	122	174	102	23	12	13	8
Sequoyah	135	74	122	68	10	3	3	3
Stephens	220	151	212	142	6	7	2	2
Texas	76	60	76	60	-	-	-	-
Tillman	102	81	91	69	10	12	1	-
Tulsa	1,737	1,274	1,542	1,123	182	145	13	6
Wagoner	103	71	81	53	18	16	4	2
Washington	216	154	195	146	15	6	6	2
Washita	104	64	102	64	1	-	1	-
Woods	60	68	60	68	-	-	-	-
Woodward	63	52	51	-	-	-	-	1

TABLE I. RESIDENT DEATHS BY INTERNATIONAL INTERMEDIATE LIST OF 150 CAUSES, NUMBER AND RATE, BY RACE, OKLAHOMA, 1964

	Total		White		Negro		Indian	
Estimated population, July 1, 1964	2,461,000		2,234,252		162,059		64,689	
	Number	Rate	Number	Rate	Number	Rate	Number	Rate
Total deaths all causes*	24,194	9.8	21,726	9.7	1,866	11.5	602	9.3
Tuberculosis of respiratory system (001-008)	118	4.8	90	4.0	13	8.0	15	23.2
Tuberculosis of meninges and central nervous system (010)	3	0.1	1	0.0	2	1.2	-	-
Tuberculosis of intestines, peritoneum and mesenteric glands (011)	2	0.1	-	-	1	0.6	1	1.5
Tuberculosis of bones and joints (012, 013)	-	-	-	-	-	-	-	-
Tuberculosis, all other forms (014-019)	8	0.3	6	0.3	2	1.2	-	-
Congenital syphilis (020)	-	-	-	-	-	-	-	-
Early syphilis (021)	-	-	-	-	-	-	-	-
Tabes dorsalis (024)	3	0.1	3	0.1	-	-	-	-
General paralysis of insane (025)	1	0.0	1	0.0	-	-	-	-
All other syphilis (022, 023, 026-029)	34	1.4	27	1.2	6	3.7	1	1.5
Gonococcal infection (030-035)	-	-	-	-	-	-	-	-
Typhoid fever (040)	-	-	-	-	-	-	-	-
Paratyphoid fever and other Salmonella infections (041, 042)	2	0.1	2	0.1	-	-	-	-
Cholera (043)	-	-	-	-	-	-	-	-
Brucellosis (undulant fever) (044)	-	-	-	-	-	-	-	-
Dysentery, all forms (045-048)	4	0.2	1	0.0	3	1.9	-	-
Scarlet fever (050)	-	-	-	-	-	-	-	-
Streptococcal sore throat (051)	3	0.1	3	0.1	-	-	-	-
Erysipelas (052)	-	-	-	-	-	-	-	-
Septicemia and pyemia (053)	36	1.5	24	1.1	11	6.8	1	1.5
Diphtheria (055)	-	-	-	-	-	-	-	-
Whooping cough (056)	2	0.1	1	0.0	-	-	1	1.5
Meningococcal infections (057)	7	0.3	7	0.3	-	-	-	-
Plague (058)	-	-	-	-	-	-	-	-
Leprosy (060)	-	-	-	-	-	-	-	-
Tetanus (061)	4	0.2	3	0.1	1	0.6	-	-
Anthrax (062)	-	-	-	-	-	-	-	-
Acute poliomyelitis (080)	-	-	-	-	-	-	-	-
Acute infectious encephalitis (082)	9	0.4	4	0.2	4	2.5	1	1.5
Late effects of acute poliomyelitis and acute infectious encephalitis (081, 083)	2	0.1	2	0.1	-	-	-	-
Smallpox (084)	-	-	-	-	-	-	-	-
Measles (085)	13	0.5	9	0.4	1	0.6	3	4.6
Yellow fever (091)	-	-	-	-	-	-	-	-
Infectious hepatitis (092)	18	0.7	15	0.7	3	1.9	-	-
Rabies (094)	-	-	-	-	-	-	-	-
Typhus and other rickettsial diseases (100-108)	2	0.1	2	0.1	-	-	-	-
Malaria (110-117)	1	0.0	1	0.0	-	-	-	-
Schistosomiasis (123)	-	-	-	-	-	-	-	-
Hydatid disease (125)	-	-	-	-	-	-	-	-
Filariasis (127)	-	-	-	-	-	-	-	-
Ankylostomiasis (129)	-	-	-	-	-	-	-	-
Other diseases due to helminths (124, 126, 128, 130)	-	-	-	-	-	-	-	-
All other diseases classified as infective and parasitic (036-039, 049, 054, 059, 063-074, 086-090, 093, 095, 096, 120-122, 131-138)	33	1.3	27	1.2	2	1.2	4	6.2
Malignant neoplasm of buccal cavity and pharynx (140-148)	79	3.2	71	3.2	7	4.3	1	1.5
Malignant neoplasm of esophagus (150)	34	1.4	25	1.1	9	5.6	-	-
Malignant neoplasm of stomach (151)	235	9.5	212	9.5	18	11.1	5	7.7
Malignant neoplasm of intestine, except rectum (152, 153)	388	15.8	364	16.3	20	12.3	4	6.2
Malignant neoplasm of rectum (154)	77	3.1	70	3.1	4	2.5	3	4.6
Malignant neoplasm of larynx (161)	33	1.3	30	1.3	3	1.9	-	-
Malignant neoplasm of trachea, and of bronchus and lung not specified as secondary (162, 163)	658	26.7	622	27.8	32	19.7	4	6.2
Malignant neoplasm of breast (170)	317	12.9	295	13.2	14	8.6	8	12.4
Malignant neoplasm of cervix uteri (171)	110	4.5	95	4.3	10	6.2	5	7.7
Malignant neoplasm of other and unspecified parts of uterus (172-174)	64	2.6	59	2.6	4	2.5	1	1.5
Malignant neoplasm of prostate (177)	233	9.5	200	9.0	29	17.9	4	6.2
Malignant neoplasm of skin (190, 191)	91	3.7	89	4.0	1	0.6	1	1.5
Malignant neoplasm of bone and connective tissue (196, 197)	48	2.0	45	2.0	3	1.9	-	-

Rates from specific causes represent number per 100,000 estimated population.
*Rates represent number per 1,000 estimated population.

TABLE I. RESIDENT DEATHS BY INTERNATIONAL INTERMEDIATE LIST OF 150 CAUSES, NUMBER AND RATE, BY RACE, OKLAHOMA, 1964

(Continued)

	Total		White		Negro		Indian	
	Number	Rate	Number	Rate	Number	Rate	Number	Rate
Malignant neoplasm of all other and unspecified sites (155-160, 164, 165, 175, 176, 178-181, 192-195, 198, 199)	1,095	44.5	1,003	44.9	57	35.2	35	54.1
Leukemia and aleukemis (204)	205	8.3	191	8.5	9	5.6	5	7.7
Lymphosarcoma and other neoplasms of lymphatic and hematopoietic system (200-203, 205)	183	7.4	165	7.4	15	9.3	3	4.6
Benign neoplasms and neoplasms of unspecified nature (210-239)	50	2.0	46	2.1	3	1.9	1	1.5
Non-toxic goiter (250, 251)	-	-	-	-	-	-	-	-
Thyrotoxicosis with or without goiter (252)	5	0.2	4	0.2	1	0.6	-	-
Diabetes mellitus (260)	373	15.2	298	13.3	54	33.3	21	32.5
Avitaminosis and other deficiency states (280-286)	30	1.2	26	1.2	2	1.2	2	3.1
Anemias (290-293)	47	1.9	45	2.0	2	1.2	-	-
Allergic disorders; all other endocrine, metabolic and blood diseases (240-245, (253, 254, 270-277, 287-289, 294-299)	147	6.0	130	5.8	12	7.4	5	7.7
Psychoses (300-309)	28	1.1	26	1.2	2	1.2	-	-
Psychoneuroses and disorders of personality (310-324, 326)	40	1.6	30	1.3	4	2.5	6	9.3
Mental Deficiency (325)	6	0.2	4	0.2	-	-	2	3.1
Vascular lesions affecting central nervous system (330-334)	3,133	127.3	2,825	126.4	247	152.4	61	94.3
Nonmeningococcal meningitis (340)	30	1.2	23	1.0	3	1.9	4	6.2
Multiple Sclerosis (345)	12	0.5	12	0.5	-	-	-	-
Epilepsy (353)	29	1.2	22	1.0	7	4.3	-	-
Inflammatory diseases of eye (370-379)	1	0.0	1	0.0	-	-	-	-
Cataract (385)	-	-	-	-	-	-	-	-
Glaucome (387)	1	0.0	-	-	1	0.6	-	-
Otitis media and mastoiditis (391-393)	3	0.1	3	0.1	-	-	-	-
All other diseases of the nervous system and sense organs (341-344, 350-352, 354-369, 380-384, 386, 388-390, 394-398)	127	5.2	108	4.8	15	9.3	4	6.2
Rheumatic fever (400-402)	5	0.2	5	0.2	-	-	-	-
Chronic rheumatic heart disease (410-416)	130	5.3	123	5.5	3	1.9	4	6.2
Arteriosclerotic and degenerative heart disease (420-422)	7,488	304.3	6,963	311.6	408	251.8	117	180.9
Other diseases of heart (430-434)	568	23.1	497	22.2	55	33.9	16	24.7
Hypertension with heart disease (440-443)	542	22.0	445	19.9	87	53.7	10	15.5
Hypertension without mention of heart (444-447)	163	6.6	140	6.3	19	11.7	4	6.2
Diseases of arteries (450-456)	623	25.3	577	25.8	40	24.7	6	9.3
Other diseases of circulatory system (460-468)	156	6.3	136	6.1	16	9.9	4	6.2
Acute upper respiratory infections (470-475)	7	0.3	4	0.2	3	1.9	-	-
Influenza (480-483)	20	0.8	19	0.9	1	0.6	-	-
Lobar pneumonia (490)	91	3.7	81	3.6	5	3.1	5	7.7
Bronchopneumonia (491)	312	12.7	286	12.8	17	10.5	9	13.9
Primary atpical, other and unspecified pneumonia (492, 493)	282	11.5	257	11.5	19	11.7	6	9.3
Acute bronchitis (500)	6	0.2	5	0.2	1	0.6	-	-
Bronchitis, chronic and unqualified (501, 502)	42	1.7	39	1.7	3	1.9	-	-
Hypertrophy of tonsils and adenoids (510)	1	0.0	1	0.0	-	-	-	-
Empyema and abscess of lung (518, 521)	6	0.2	4	0.2	2	1.2	-	-
Pleurisy (519)	1	0.0	1	0.0	-	-	-	-
All other respiratory diseases (511-517, 520, 522-527)	358	14.5	341	15.3	10	6.2	7	10.8
Diseases of teeth and supporting structures (530-535)	3	0.1	1	0.0	2	1.2	-	-
Ulcer of stomach (540)	81	3.3	74	3.3	2	1.2	5	7.7
Ulcer of duodenum (541)	70	2.8	66	3.0	2	1.2	2	3.1
Gastritis and duodenitis (543)	3	0.1	3	0.1	-	-	-	-
Appendicitis (550-553)	22	0.9	15	0.7	5	3.1	2	3.1
Intestinal obstruction and hernia (560, 561, 570)	181	7.4	160	7.2	15	9.3	6	9.3
Gastro-enteritis and colitis, except diarrhea of the newborn (571, 572)	87	3.5	76	3.4	6	3.7	5	7.7
Cirrhosis of liver (581)	237	9.6	210	9.4	10	6.2	17	26.3
Cholelithiasis and cholecystitis (584, 585)	74	3.0	65	2.9	2	1.2	7	10.8

TABLE I. RESIDENT DEATHS BY INTERNATIONAL INTERMEDIATE LIST OF 150 CAUSES, NUMBER AND RATE, BY RACE, OKLAHOMA, 1964

(Continued)

	Total		White		Negro		Indian	
	Number	Rate	Number	Rate	Number	Rate	Number	Rate
Other diseases of digestive system (536-539, 542, 544, 545, 573-580, 582, 583, 586, 587)	218	8.8	197	8.8	11	6.8	10	15.5
Acute nephritis (590)	14	0.6	10	0.4	4	2.5	-	-
Chronic, other and unspecified nephritis (591-594)	212	8.6	165	7.4	38	23.4	9	13.9
Infections of kidney (600)	196	8.0	173	7.7	13	8.0	10	15.5
Calculi of urinary system (602, 604)	13	0.5	13	0.6	-	-	-	-
Hyperplasia of prostate (610)	80	3.3	72	3.2	6	3.7	2	3.1
Diseases of breast (620, 621)	-	-	-	-	-	-	-	-
Other diseases of genito-urinary system (601, 603, 605-609, 611-617, 622-637)	58	2.4	49	2.2	9	5.6	-	-
Sepsis of pregnancy, childbirth and the puerperium (640, 641, 681, 682, 684)	3	0.1	1	0.0	1	0.6	1	1.5
Toxemias of pregnancy and the puerperium (642, 652, 685, 686)	4	0.2	4	0.2	-	-	-	-
Hemorrhage of pregnancy and childbirth (643, 644, 670-672)	4	0.2	3	0.1	1	0.6	-	-
Abortion without mention of sepsis or toxemia (650)	1	0.0	-	-	1	0.6	-	-
Abortion with sepsis (651)	1	0.0	-	-	1	0.6	-	-
Other complications of pregnancy, childbirth and the puerperium (645-649, 660, 673-680, 683, 687-689)	10	0.4	9	0.4	1	0.6	-	-
Infections of skin and subcutaneous tissue (690-698)	7	0.3	5	0.2	2	1.2	-	-
Arthritis and spondylitis (720-725)	28	1.1	25	1.1	2	1.2	1	1.5
Muscular rheumatism and rheumatism, unspecified (726, 727)	-	-	-	-	-	-	-	-
Osteomyelitis and periostitis (730)	3	0.1	1	0.0	1	0.6	1	1.5
Ankylosis and acquired musculoskeletal deformities (737, 745-749)	1	0.0	1	0.0	-	-	-	-
All other diseases of skin and musculoskeletal system (700-716, 731-736, 738-744)	28	1.1	23	1.0	4	2.5	1	1.5
Spina bifida and meningocele (751)	18	0.7	16	0.7	2	1.2	-	-
Congenital malformations of circulatory system (754)	107	4.3	97	4.3	9	5.6	1	1.5
All other congenital malformations (750, 752, 753, 755-759)	121	4.9	103	4.6	12	7.4	6	9.3
Birth injuries (760, 761)	77	3.1	66	3.0	9	5.6	2	3.1
Postnatal asphyxia and atelectasis (762)	141	5.7	113	5.1	20	12.3	8	12.4
Infections of the newborn (763-768)	36	1.5	22	1.0	10	6.2	4	6.2
Hemolytic disease of newborn (770)	18	0.7	18	0.8	-	-	-	-
All other defined diseases of early infancy (769, 771, 772)	15	0.6	14	0.6	1	0.6	-	-
Ill-defined diseases peculiar to early infancy, and immaturity unqualified (773-776)	376	15.3	294	13.2	65	40.1	17	26.3
Senility without mention of psychosis (794)	69	2.8	64	2.9	3	1.9	2	3.1
Ill-defined and unknown causes of mortality (780-793, 795)	547	22.2	457	20.5	83	51.2	7	10.8
Motor-vehicle accidents (E810-E835)	799	32.5	726	32.5	44	27.2	29	44.8
Other transport accidents (E800-E802, E840-E866)	55	2.2	52	2.3	1	0.6	2	3.1
Accidental poisoning (E870-E895)	64	2.6	48	2.1	13	8.0	3	4.6
Accidental falls (E900-E904)	267	10.8	260	11.6	6	3.7	1	1.5
Accident caused by machinery (E912)	32	1.3	32	1.4	-	-	-	-
Accident caused by fire and explosion of combustible material (E916)	152	6.2	107	4.8	38	23.4	7	10.8
Accident caused by hot substance, corrosive liquid, steam, and radiation (E917, E918)	7	0.3	7	0.3	-	-	-	-
Accident caused by firearm(E919)	53	2.2	50	2.2	3	1.9	-	-
Accidental drowning and submersion (E929)	63	2.6	52	2.3	7	4.3	4	6.2
All other accidental causes (E910, E911, E913-E915, E920-E928, E930-E962)	179	7.3	138	6.2	20	12.3	21	32.5
Suicide and self-inflicted injury (E963, E970-E979)	211	8.6	203	9.1	5	3.1	3	4.6
Homicide and injury purposely inflicted by other persons (not in war) (E964, E965, E980-E985)	130	5.3	74	3.3	50	30.9	6	9.3
Injury resulting from operations of war (E965, E990-E999)	-	-	-	-	-	-	-	-

TABLE II. RESIDENT BIRTHS, DEATHS, AND DEATHS BY INTERNATIONAL ABBREVIATED LIST OF 50 CAUSES, NUMBER AND RATE, BY RACE, OKLAHOMA, 1964

	Total		White		Negro		Indian	
Estimated population, July 1, 1964	2,461,000		2,234,252		162,059		64,689	
	Number	Rate	Number	Rate	Number	Rate	Number	Rate
Live Births*	47,563	19.3	40,445	18.1	4,679	28.9	2,439	37.7
Physician in hospital	46,681	...	39,945	...	4,331	...	2,405	...
Physician not in hospital	520	...	376	...	120	...	24	...
Midwife, other, or unknown	362	...	124	...	228	...	10	...
Stillbirths*	647	13.6	491	12.1	116	24.8	40	16.4
Physician in hospital	618	...	476	...	104	...	38	...
Physician not in hospital	25	...	14	...	9	...	2	...
Midwife, other, or unknown	4	...	1	...	3	...	-	...
Total Deaths, All Causes	24,194	9.8	21,726	9.7	1,866	11.5	602	9.3
Deaths under 1 year*	1,077	22.6	847	20.9	165	35.3	65	26.7
Deaths under 1 month*	794	16.7	640	15.8	117	25.0	37	15.2
Tuberculosis of respiratory system (001-008)	118	4.8	90	4.0	13	8.0	15	23.2
Tuberculosis, other forms (010-019)	13	0.5	7	0.3	5	3.1	1	1.5
Syphilis and its sequelae (020-029)	38	1.5	31	1.4	6	3.7	1	1.5
Typhoid fever (040)	-	-	-	-	-	-	-	-
Dysentery, all forms (045-048)	4	0.2	1	0.0	3	1.9	-	-
Scarlet fever and streptococcal sore throat (050-051)	3	0.1	3	0.1	-	-	-	-
Diphtheria (055)	-	-	-	-	-	-	-	-
Whooping Cough (056)	2	0.1	1	0.0	-	-	1	1.5
Meningococcal infections (057)	7	0.3	7	0.3	-	-	-	-
Acute poliomyelitis (080)	-	-	-	-	-	-	-	-
Smallpox (084)	-	-	-	-	-	-	-	-
Measles (085)	13	0.5	9	0.4	1	0.6	3	4.6
Typhus and other rickettsial diseases (100-108)	2	0.1	2	0.1	-	-	-	-
Malaria (110-117)	1	0.0	1	0.0	-	-	-	-
All other diseases classified as infective and parasitic (030-039, 041, 042, 044, 049, 052-054, 059-074, 081-083, 086-096, 120,138)	104	4.2	77	3.4	21	13.0	6	9.3
Malignant neoplasms, including neoplasms of lymphatic and hematopoietic tissues (140-205)	3,850	156.4	3,536	158.3	235	145.0	79	122.1
Benign and unspecified neoplasms (210-239)	50	2.0	46	2.1	3	1.9	1	1.5
Diabetes Mellitus (260)	373	15.2	298	13.3	54	33.3	21	32.5
Anemias (290-293)	47	1.9	45	2.0	2	1.2	-	-
Vascular lesions affecting central nervous system (330-334)	3,133	127.3	2,825	126.4	247	152.4	61	94.3
Nonmeningococcal meningitis (340)	30	1.2	23	1.0	3	1.9	4	6.2
Rheumatic fever (400-402)	5	0.2	5	0.2	-	-	-	-
Chronic rheumatic heart disease (410-416)	130	5.3	123	5.5	3	1.9	4	6.2
Arteriosclerotic and degenerative heart disease (420-422)	7,488	304.3	6,963	311.6	408	251.8	117	180.9
Other diseases of heart (430-434)	568	23.1	497	22.2	55	33.9	16	24.7
Hypertension with heart disease (440-443)	542	22.0	445	19.9	87	53.7	10	15.5
Hypertension without mention of heart (444-447)	163	6.6	140	6.3	19	11.7	4	6.2
Influenza (480-483)	20	0.8	19	0.9	1	0.6	-	-
Pneumonia (490-493)	685	27.8	624	27.9	41	25.3	20	30.9
Bronchitis (500-502)	48	2.0	44	2.0	4	2.5	-	-
Ulcer of stomach and duodenum (540, 541)	151	6.1	140	6.3	4	2.5	7	10.8
Appendicitis (550-553)	22	0.9	15	0.7	5	3.1	2	3.1
Intestinal obstruction and hernia (560, 561, 570)	181	7.4	160	7.2	15	9.3	6	9.3
Gastritis, duodenitis, enteritis and colitis, except diarrhea of the newborn (543, 571, 572)	90	3.7	79	3.5	6	3.7	5	7.7
Cirrhosis of liver (581)	237	9.6	210	9.4	10	6.2	17	26.3
Nephritis and nephrosis (590-594)	226	9.2	175	7.8	42	25.9	9	13.9
Hyperplasia of prostate (610)	80	3.3	72	3.2	6	3.7	2	3.1
Complications of pregnancy, childbirth and the puerperium (640-689)**	23	4.8	17	4.2	5	10.7	1	4.1
Congenital malformations (750-759)	246	10.0	216	9.7	23	14.2	7	10.8
Birth injuries, postnatal asphyxia and atelectasis (760-762)	218	8.9	179	8.0	29	17.9	10	15.5
Infections of the newborn (763-768)	36	1.5	22	1.0	10	6.2	4	6.2
Other diseases peculiar to early infancy and immaturity unqualified (769-776)	409	16.6	326	14.6	66	40.7	17	26.3
Senility without mention of psychosis, ill-defined and unknown causes (780-795)	616	25.0	521	23.3	86	53.1	9	13.9
All other diseases (Residual)	2,210	89.8	1,983	88.8	161	99.3	66	102.0
Motor-vehicle accidents (E810-E835)	799	32.5	726	32.5	44	27.2	29	44.8
All other accidents (E800-E802, E840-E962)	872	35.4	746	33.4	88	54.3	38	58.7
Suicide and self-inflicted injury (E963, E970-E979)	211	8.6	203	9.1	5	3.1	3	4.6
Homicide and operations of war (E964, E965, E980-E999)	130	5.3	74	3.3	50	30.9	6	9.3

* Number per 1,000 live births
** Number per 10,000 live births

TABLE III. RESIDENT DEATHS BY INTERNATIONAL ABBREVIATED LIST OF 50 CAUSES,

BY RACE, SEX, AND AGE, OKLAHOMA, 1964

Cause of Death	All Ages*						Under 1 year					
	White		Negro		Indian		White		Negro		Indian	
	Male	Female	Male	Female	Male	Female	Male	Female	Male	Female	Male	Female
Total deaths, all causes	12,702	9,024	1,063	803	345	257	481	366	90	75	43	22
Tuberculosis of respiratory system (001-008)	71	19	8	5	5	10	-	-	-	-	-	-
Tuberculosis, other forms (010-019)	5	2	2	3	-	1	-	-	-	-	-	-
Syphilis and its sequelae (020-029)	20	11	3	3	1	-	-	-	-	-	-	-
Typhoid fever (040)	-	-	-	-	-	-	-	-	-	-	-	-
Dysentery, all forms (045-048)	-	1	-	3	-	-	-	-	-	3	-	-
Scarlet fever and streptococcal sore throat (050, 051)	2	1	-	-	-	-	-	-	-	-	-	-
Diphtheria (055)	-	-	-	-	-	-	-	-	-	-	-	-
Whooping cough (056)	-	1	-	-	-	1	-	1	-	-	-	-
Meningococcal infections (057)	5	2	-	-	-	-	1	1	-	-	-	-
Acute poliomyelitis (080)	-	-	-	-	-	-	-	-	-	-	-	-
Smallpox (084)	-	-	-	-	-	-	-	-	-	-	-	-
Measles (085)	4	5	1	-	1	2	-	-	-	-	1	1
Typhus and other rickettsial diseases (100-108)	-	2	-	-	-	-	-	-	-	-	-	-
Malaria (110-117)	1	-	-	-	-	-	-	-	-	-	-	-
All other diseases classified as infective and parasitic (030-039, 041, 042, 044, 049, 052-054, 059-074, 081-083, 086-096, 120-138)	36	41	10	11	2	4	5	1	2	-	1	1
Malignant neoplasms, including neoplasms of lymphatic and hematopoietic tissues (140-205)	1,963	1,573	135	100	33	46	2	1	-	2	-	-
Benign and unspecified neoplasms (210-239)	22	24	1	2	-	1	-	-	-	-	-	-
Diabetes mellitus (260)	135	163	19	35	11	10	-	-	-	-	-	-
Anemias (290-293)	20	25	1	1	-	-	-	-	-	-	-	-
Vascular lesions affecting central nervous system (330-334)	1,381	1,444	124	123	35	26	1	1	1	-	-	-
Nonmeningococcal meningitis (340)	12	11	-	3	2	2	5	6	-	1	1	2
Rheumatic fever (400-402)	4	1	-	-	-	-	-	-	-	-	-	-
Chronic rheumatic heart disease (410-416)	59	64	-	3	1	3	-	-	-	-	-	-
Arteriosclerotic and degenerative heart disease (420-422)	4,380	2,583	243	165	72	45	-	-	-	-	-	-
Other diseases of heart (430-434)	284	213	28	27	12	4	1	2	-	-	1	-
Hypertension with heart disease (440-443)	167	278	47	40	4	6	-	-	-	-	-	-
Hypertension without mention of heart (444-447)	68	72	11	8	2	2	-	-	-	-	-	-
Influenza (480-483)	10	9	-	1	-	-	-	-	-	-	-	-
Pneumonia (490-493)	318	306	23	18	13	7	23	24	2	4	3	2
Bronchitis (500-502)	33	11	3	1	-	-	-	2	-	-	-	-
Ulcer of stomach and duodenum (540, 541)	103	37	3	1	3	4	-	-	-	-	-	-
Appendicitis (550-553)	10	5	1	4	1	1	-	-	-	-	-	-
Intestinal obstruction and hernia (560, 561, 570)	81	79	8	7	1	5	6	2	1	-	-	-
Gastritis, duodenitis, enteritis and colitis, except diarrhea of the newborn (543,571,572)	35	44	4	2	2	3	2	5	2	1	2	1
Cirrhosis of liver (581)	150	60	8	2	7	10	-	-	-	-	-	-
Nephritis and nephrosis (590-594)	104	71	29	13	4	5	-	-	-	-	1	-
Hyperplasia of prostate (610)	72	-	6	-	2	-	-	-	-	-	-	-
Complications of pregnancy, childbirth and the puerperium (640-689)	-	17	-	5	-	1	-	-	-	-	-	-
Congenital malformations (750-759)	133	83	10	13	3	4	91	54	6	11	3	2
Birth injuries, postnatal asphyxia and atelectasis (760-762)	107	72	16	13	9	1	107	72	16	13	9	1
Infections of the newborn (763-768)	16	6	7	3	2	2	16	6	7	3	2	2
Other diseases peculiar to early infancy, and immaturity unqualified (769-776)	178	148	39	27	9	8	178	148	39	27	9	8
Senility without mention of psychosis, ill-defined and unknown causes (780-795)	327	194	50	36	6	3	12	10	4	4	1	-
All other diseases (Residual)	1,164	819	96	65	43	23	9	13	3	3	5	-
Motor-vehicle accident (E810-E835)	526	200	33	11	22	7	5	1	-	-	-	-
All other accidents (E800-E802, E840-E962)	485	261	55	33	28	10	16	16	7	3	4	2
Suicide and self-inflicted injury (E963, E970-E979)	158	45	4	1	3	-	-	-	-	-	-	-
Homicide and operations of war (E964, E965, E980-E999)	53	21	35	15	6	-	1	-	-	-	-	-

*Unknown as to age included in "All Ages" column but are not shown separately.

TABLE III. RESIDENT DEATHS BY INTERNATIONAL ABBREVIATED LIST OF 50 CAUSES,

BY RACE, SEX, AND AGE, OKLAHOMA, 1964

(Continued)

Cause of Death	1-4 years						5-9 years					
	White		Negro		Indian		White		Negro		Indian	
	Male	Female	Male	Female	Male	Female	Male	Female	Male	Female	Male	Female
Total deaths, all causes	94	75	19	23	6	4	52	40	8	7	3	3
Tuberculosis of respiratory system (001-008)	-	-	-	-	-	-	-	-	-	-	-	-
Tuberculosis, other forms (010-019)	-	-	-	1	-	-	1	-	-	-	-	-
Syphilis and its sequelae (020-029)	-	-	-	-	-	-	-	-	-	-	-	-
Typhoid fever (040)	-	-	-	-	-	-	-	-	-	-	-	-
Dysentery, all forms (045-048)	-	-	-	-	-	-	-	-	-	-	-	-
Scarlet fever and streptococcal sore throat (050, 051)	-	-	-	-	-	-	-	-	-	-	-	-
Diphtheria (055)	-	-	-	-	-	-	-	-	-	-	-	-
Whooping cough (056)	-	-	-	-	-	1	-	-	-	-	-	-
Meningococcal infections (057)	4	1	-	-	-	-	-	-	-	-	-	-
Acute poliomyelitis (080)	-	-	-	-	-	-	-	-	-	-	-	-
Smallpox (084)	-	-	-	-	-	-	-	-	-	-	-	-
Measles (085)	3	3	1	-	-	1	-	2	-	-	-	-
Typhus and other rickettsial diseases (100-108)	-	2	-	-	-	-	-	-	-	-	-	-
Malaria (110-117)	-	-	-	-	-	-	-	-	-	-	-	-
All other diseases classified as infective and parasitic (030-039, 041, 042, 044, 049, 052-054, 059-074, 081-083, 086-096, 120-138)	2	3	2	2	1	-	1	2	1	-	-	-
Malignant neoplasms, including neoplasms of lymphatic and hematopoietic tissues (140-205)	12	5	-	-	-	-	9	8	-	1	2	-
Benign and unspecified neoplasms (210-239)	1	-	1	-	-	-	-	-	-	-	-	-
Diabetes mellitus (260)	-	-	-	-	-	-	-	-	-	-	-	-
Anemias (290-293)	-	2	-	-	-	-	-	1	-	-	-	-
Vascular lesions affecting central nervous system (330-334)	-	1	-	-	-	-	2	1	-	-	-	-
Nonmeningococcal meningitis (340)	3	2	-	2	-	-	1	-	-	-	-	-
Rheumatic fever (400-402)	-	-	-	-	-	-	-	-	-	-	-	-
Chronic rheumatic heart disease (410-416)	-	-	-	-	-	-	-	-	-	-	-	-
Arteriosclerotic and degenerative heart disease (420-422)	-	1	-	-	-	-	-	-	-	-	-	-
Other diseases of heart (430-434)	2	1	1	-	-	-	-	-	1	-	-	-
Hypertension with heart disease (440-443)	-	-	-	-	-	-	-	-	-	-	-	-
Hypertension without mention of heart (444-447)	-	-	-	-	-	-	-	1	-	-	-	-
Influenza (480-483)	-	-	-	-	-	-	-	-	-	-	-	-
Pneumonia (490-493)	15	6	1	2	2	-	1	4	1	-	-	-
Bronchitis (500-502)	1	-	-	-	-	-	-	-	-	-	-	-
Ulcer of stomach and duodenum (540, 541)	-	-	-	-	-	-	-	-	-	-	-	-
Appendicitis (550-553)	-	-	-	-	-	-	1	-	-	-	-	-
Intestinal obstruction and hernia (560, 561, 570)	-	1	-	-	-	-	1	-	-	-	-	-
Gastritis, duodenitis, enteritis and colitis, except diarrhea of the newborn (543, 571, 572)	1	1	-	-	-	-	-	-	-	-	-	-
Cirrhosis of liver (581)	-	-	-	-	-	-	-	-	-	-	-	-
Nephritis and nephrosis (590-594)	1	-	-	-	-	-	1	-	-	-	-	-
Hyperplasia of prostate (610)	-	-	-	-	-	-	-	-	-	-	-	-
Complications of pregnancy, childbirth and the puerperium (640-689)	-	-	-	-	-	-	-	-	-	-	-	-
Congenital malformations (750-759)	4	7	1	2	-	-	6	2	-	-	-	-
Birth injuries, postnatal asphyxia and atelectasis (760-762)	-	-	-	-	-	-	-	-	-	-	-	-
Infections of the newborn (763-768)	-	-	-	-	-	-	-	-	-	-	-	-
Other diseases peculiar to early infancy, and immaturity unqualified (769-776)	-	-	-	-	-	-	-	-	-	-	-	-
Senility without mention of psychosis, ill-defined and unknown causes (780-795)	4	2	-	2	-	-	-	-	-	-	-	-
All other diseases (Residual)	11	12	1	1	2	2	7	4	1	2	-	1
Motor-vehicle accident (E810-E835)	13	12	1	2	-	-	12	9	2	1	-	1
All other accidents (E800-E802, E840-E962)	15	13	10	8	1	-	9	6	2	3	1	1
Suicide and self-inflicted injury (E963, E970-E979)	-	-	-	-	-	-	-	-	-	-	-	-
Homicide and operations of war (E964, E965, E980-E999)	2	-	-	1	-	-	-	-	-	-	-	-

TABLE III. RESIDENT DEATHS BY INTERNATIONAL ABBREVIATED LIST OF 50 CAUSES
BY RACE, SEX, AND AGE, OKLAHOMA, 1964
(continued)

Cause of Death	10-14 Years						15-19 Years					
	White		Negro		Indian		White		Negro		Indian	
	Male	Female	Male	Female	Male	Female	Male	Female	Male	Female	Male	Female
Total deaths, all causes	69	28	6	4	5	1	141	56	12	3	6	3
Tuberculosis of respiratory system (001-008)	-	-	-	-	-	-	-	-	-	-	-	-
Tuberculosis, other forms (010-019)	-	-	-	-	-	-	-	-	-	-	-	-
Syphilis and its sequelae (020-029)	-	-	-	-	-	-	-	-	-	-	-	-
Typhoid fever (040)	-	-	-	-	-	-	-	-	-	-	-	-
Dysentery, all forms (045-048)	-	-	-	-	-	-	-	-	-	-	-	-
Scarlet fever and streptococcal sore throat (050, 051)	-	-	-	-	-	-	-	-	-	-	-	-
Diphtheria (055)	-	-	-	-	-	-	-	-	-	-	-	-
Whooping cough (056)	-	-	-	-	-	-	-	-	-	-	-	-
Meningococcal infections (057)	-	-	-	-	-	-	-	-	-	-	-	-
Acute poliomyelitis (080)	-	-	-	-	-	-	-	-	-	-	-	-
Smallpox (084)	-	-	-	-	-	-	-	-	-	-	-	-
Measles (085)	1	-	-	-	-	-	-	-	-	-	-	-
Typhus and other rickettsial diseases (100-108)	-	-	-	-	-	-	-	-	-	-	-	-
Malaria (110-117)	-	-	-	-	-	-	-	-	-	-	-	-
All other diseases classified as infective and parasitic (030-039, 041, 042 044, 049, 052-054, 059-074, 081-083, 086-096, 120-138)	2	-	-	-	-	-	1	-	-	-	-	-
Malignant neoplasms, including neoplasms of lymphatic and hematopoietic tissues (140-205)	4	4	-	-	2	-	7	7	-	-	1	-
Benign and unspecified neoplasms (210-239)	2	2	-	-	-	1	-	-	-	-	-	-
Diabetes mellitus (260)	-	-	-	-	-	-	-	2	-	-	-	-
Anemias (290-293)	-	-	-	-	-	-	-	-	-	1	-	-
Vascular lesions affecting central nervous system (330-334)	2	-	-	1	-	-	1	-	-	-	-	-
Nonmeningococcal meningitis (340)	-	1	-	-	-	-	-	-	-	-	-	-
Rheumatic fever (400-402)	1	-	-	-	-	-	-	-	-	-	-	-
Chronic rheumatic heart disease (410-416)	-	-	-	-	-	-	2	-	-	-	-	1
Arteriosclerotic and degenerative heart disease (420-422)	-	-	-	-	-	-	1	1	-	-	-	-
Other diseases of heart (430-434)	-	2	-	1	-	-	-	-	-	-	1	-
Hypertension with heart disease (440-443)	-	-	-	-	-	-	-	-	-	-	-	-
Hypertension without mention of heart (444-447)	-	-	-	-	-	-	-	-	-	-	-	-
Influenza (480-483)	-	1	-	-	-	-	-	-	-	-	-	-
Pneumonia (490-493)	-	1	-	-	-	-	-	1	-	-	-	-
Bronchitis (500-502)	-	-	-	-	-	-	-	-	-	-	-	-
Ulcer of stomach and duodenum (540, 541)	-	-	-	-	-	-	-	1	-	-	-	-
Appendicitis (550-553)	1	-	-	-	-	-	1	-	-	-	-	-
Intestinal obstruction and hernia (560, 561, 570)	-	-	-	-	-	-	-	-	-	-	-	-
Gastritis, duodenitis, enteritis and colitis, except diarrhea of the newborn (543, 571, 572)	-	-	-	-	-	-	1	-	-	-	-	-
Cirrhosis of liver (581)	2	-	-	-	-	-	-	-	-	-	-	-
Nephritis and nephrosis (590-594)	1	1	-	-	-	-	-	-	-	-	-	-
Hyperplasia of prostate (610)	-	-	-	-	-	-	-	-	-	-	-	-
Complications of pregnancy, childbirth and the puerperium (640-689)	-	-	-	-	-	-	-	4	-	-	-	-
Congenital malformations (750-759)	6	2	-	-	-	-	3	2	-	-	-	1
Birth injuries, postnatal asphyxia and atelectasis (760-762)	-	-	-	-	-	-	-	-	-	-	-	-
Infections of the newborn (763-768)	-	-	-	-	-	-	-	-	-	-	-	-
Other diseases peculiar to early infancy and immaturity unqualified (769-776)	-	-	-	-	-	-	-	-	-	-	-	-
Senility without mention of psychosis, ill-defined and unknown causes (780-795)	2	-	-	-	-	-	-	-	-	-	-	-
All other diseases (Residual)	5	6	3	-	1	-	6	4	1	-	-	-
Motor-vehicle accidents (E810-E835)	18	6	1	1	-	-	83	24	3	-	3	-
All other accidents (E800-E802, E840-E962)	22	2	2	1	2	-	28	6	5	-	-	-
Suicide and self-inflicted injury (E963, E970-E979)	-	-	-	-	-	-	6	3	-	1	-	-
Homicide and operations of war (E964, E965, E980-E999)	-	-	-	-	-	-	1	1	3	1	1	-

TABLE III. RESIDENT DEATHS BY INTERNATIONAL ABBREVIATED LIST OF 50 CAUSES,
BY RACE, SEX, AND AGE, OKLAHOMA, 1964
(Continued)

Cause of Death	20-24 Years						25-34 Years					
	White		Negro		Indian		White		Negro		Indian	
	Male	Female	Male	Female	Male	Female	Male	Female	Male	Female	Male	Female
Total deaths, all causes	146	53	10	6	7	4	224	107	32	25	15	8
Tuberculosis of respiratory system (001-008)	-	-	-	-	-	-	1	1	-	-	-	-
Tuberculosis, other forms (010-019)	-	-	-	-	-	-	1	-	-	-	-	-
Syphilis and its sequelae (020-029)	-	-	-	-	-	-	-	1	-	-	-	-
Typhoid fever (040)	-	-	-	-	-	-	-	-	-	-	-	-
Dysentery, all forms (045-048)	-	-	-	-	-	-	-	-	-	-	-	-
Scarlet fever and streptococcal sore throat (050, 051)	-	-	-	-	-	-	-	-	-	-	-	-
Diphtheria (055)	-	-	-	-	-	-	-	-	-	-	-	-
Whooping cough (056)	-	-	-	-	-	-	-	-	-	-	-	-
Meningococcal infections (057)	-	-	-	-	-	-	-	-	-	-	-	-
Acute poliomyelitis (080)	-	-	-	-	-	-	-	-	-	-	-	-
Smallpox (084)	-	-	-	-	-	-	-	-	-	-	-	-
Measles (085)	-	-	-	-	-	-	-	-	-	-	-	-
Typhus and other rickettsial diseases (100-108)	-	-	-	-	-	-	-	-	-	-	-	-
Malaria (110-117)	-	-	-	-	-	-	-	-	-	-	-	-
All other diseases classified as infective and parasitic (030-039, 041, 042, 044, 049, 052-054, 059-074, 081-083, 086-096, 120-138)	-	1	-	-	-	-	1	3	1	-	-	-
Malignant neoplasms, including neoplasms of lymphatic and hematopoietic tissues (140-205)	8	7	-	1	-	1	30	18	1	3	-	1
Benign and unspecified neoplasms (210-239)	1	-	-	-	-	-	1	3	-	-	-	-
Diabetes mellitus (260)	2	1	1	-	-	-	1	3	1	3	-	1
Anemias (290-293)	-	-	-	-	-	-	1	2	-	-	-	-
Vascular lesions affecting central nervous system (330-334)	-	2	-	1	-	-	6	6	1	2	-	-
Nonmeningococcal meningitis (340)	-	-	-	-	-	-	-	-	-	-	-	-
Rheumatic fever (400-402)	-	-	-	-	-	-	1	-	-	-	-	-
Chronic rheumatic heart disease (410-416)	1	2	-	-	-	-	1	1	-	-	-	-
Arteriosclerotic and degenerative heart disease (420-422)	6	-	-	-	-	-	12	4	-	-	2	1
Other diseases of heart (430-434)	1	1	-	1	-	-	-	4	1	1	-	-
Hypertension with heart disease (440-443)	-	-	-	-	-	-	-	-	-	-	-	-
Hypertension without mention of heart (444-447)	-	-	-	-	-	-	-	-	1	-	-	-
Influenza (480-483)	-	-	-	-	-	-	-	-	-	-	-	-
Pneumonia (490-493)	2	1	-	1	1	-	3	1	1	1	-	-
Bronchitis (500-502)	-	-	-	-	-	-	-	-	-	-	-	-
Ulcer of stomach and duodenum (540, 541)	-	-	-	-	-	1	3	-	-	-	-	-
Appendicitis (550-553)	-	1	-	-	-	-	1	-	-	-	-	-
Intestinal obstruction and hernia (560, 561, 570)	-	-	-	-	-	-	1	-	-	-	-	1
Gastritis, duodenitis, enteritis and colitis, except diarrhea of the newborn (543, 571, 572)	2	-	-	-	-	-	1	-	-	1	-	-
Cirrhosis of liver (581)	-	-	-	-	-	-	2	-	-	-	1	2
Nephritis and nephrosis (590-594)	1	1	-	-	-	-	3	2	1	-	1	1
Hyperplasia of prostate (610)	-	-	-	-	-	-	-	-	-	-	-	-
Complications of pregnancy, childbirth and the puerperium (640-689)	-	3	-	-	-	-	-	7	-	1	-	-
Congenital malformations (750-759)	9	2	1	-	-	-	2	1	-	-	-	-
Birth injuries, postnatal asphyxia and atelectasis (760-762)	-	-	-	-	-	-	-	-	-	-	-	-
Infections of the newborn (763-768)	-	-	-	-	-	-	-	-	-	-	-	-
Other diseases peculiar to early infancy, and immaturity unqualified (769-776)	-	-	-	-	-	-	-	-	-	-	-	-
Senility without mention of psychosis, ill-defined and unknown causes (780-795)	3	1	-	-	-	-	3	3	1	1	1	-
All other diseases (Residual)	10	7	-	-	2	-	11	10	4	7	1	-
Motor-vehicle accident (E810-E835)	62	19	2	1	4	1	64	20	5	-	5	1
All other accidents (E800-E802, E840-E962)	31	-	3	1	-	1	42	6	3	1	2	-
Suicide and self-inflicted injury (E963, E970-E979)	5	3	1	-	-	-	23	6	1	-	-	-
Homicide and operations of war (E964, E965, E980-E999)	2	1	2	-	-	-	9	5	10	4	2	-

TABLE III. RESIDENT DEATHS BY INTERNATIONAL ABBREVIATED LIST OF 50 CAUSES,
BY RACE, SEX, AND AGE, OKLAHOMA, 1964
(Continued)

Cause of Death	35-44 Years						45-54 Years					
	White		Negro		Indian		White		Negro		Indian	
	Male	Female	Male	Female	Male	Female	Male	Female	Male	Female	Male	Female
Total deaths, all causes	508	244	68	47	24	19	1,137	509	106	82	40	24
Tuberculosis of respiratory system (001-008)	3	1	1	3	-	3	7	1	2	1	1	-
Tuberculosis, other forms (010-019)	1	-	1	2	-	-	-	1	1	-	-	-
Syphilis and its sequelae (020-029)	-	-	-	-	-	-	3	2	1	2	-	-
Typhoid fever (040)	-	-	-	-	-	-	-	-	-	-	-	-
Dysentery, all forms (045-048)	-	-	-	-	-	-	-	-	-	-	-	-
Scarlet fever and streptococcal sore throat (050, 051)	-	-	-	-	-	-	-	-	-	-	-	-
Diphtheria (055)	-	-	-	-	-	-	-	-	-	-	-	-
Whooping cough (056)	-	-	-	-	-	-	-	-	-	-	-	-
Meningococcal infections (057)	-	-	-	-	-	-	-	-	-	-	-	-
Acute poliomyelitis (080)	-	-	-	-	-	-	-	-	-	-	-	-
Smallpox (084)	-	-	-	-	-	-	-	-	-	-	-	-
Measles (085)	-	-	-	-	-	-	-	-	-	-	-	-
Typhus and other rickettsial diseases (100-108)	-	-	-	-	-	-	-	-	-	-	-	-
Malaria (110-117)	1	-	-	-	-	-	-	-	-	-	-	-
All other diseases classified as infective and parasitic (030-039, 041, 042, 044, 049, 052-054, 059-074, 081-083, 086-096, 120-138)	2	3	2	2	-	-	3	6	-	3	-	2
Malignant neoplasms, including neoplasms of lymphatic and hematopoietic tissues (140-205)	75	81	3	7	1	5	235	201	16	8	3	5
Benign and unspecified neoplasms (210-239)	-	1	-	-	-	-	3	3	-	-	-	-
Diabetes mellitus (260)	9	-	-	-	1	-	18	6	2	7	-	2
Anemias (290-293)	1	1	-	-	-	-	2	-	-	-	-	-
Vascular lesions affecting central nervous system (330-334)	20	12	3	4	1	-	54	35	12	10	6	3
Nonmeningococcal meningitis (34)	-	-	-	-	-	-	1	1	-	-	1	-
Rheumatic fever (400-402)	-	-	-	-	-	-	-	-	-	-	-	-
Chronic rheumatic heart disease (440-443)	13	7	-	1	-	1	15	17	-	-	-	-
Arteriosclerotic and dengenerative heart disease (420-422)	143	24	9	4	3	1	403	73	25	15	6	-
Other diseases of heart (430-434)	9	3	1	1	-	-	15	5	1	2	3	-
Hypertension with heart disease (440-443)	1	5	2	-	-	-	9	3	4	5	-	1
Hypertension without mention of heart (444-447)	4	-	1	-	-	-	1	4	2	1	1	-
Influenza (480-483)	1	-	-	-	-	-	2	-	-	-	-	-
Pneumonia (490-493)	5	5	1	1	-	-	14	11	1	1	-	-
Bronchitis (500-502)	1	1	2	1	-	-	-	1	-	-	-	-
Ulcer of stomach and duodenum (540, 541,	1	2	-	-	1	1	14	3	1	-	1	1
Appendicitis (550-553)	-	-	1	-	-	-	-	-	-	1	-	1
Intestinal obstruction and hernia (560, 561, 570)	3	4	-	-	-	-	5	7	1	2	-	-
Gastritis, duodenitis, enteritis and colitis, except diarrhea of the newborn (543, 571, 572)	2	-	-	-	-	-	4	2	-	-	-	1
Cirrhosis of liver (581)	22	4	-	-	1	4	33	13	3	-	4	2
Nephritis and nephrosis (590-594)	7	5	1	4	-	-	8	5	3	3	-	1
Hyperplasia of prostate (610)	-	-	-	-	-	-	-	-	1	-	-	-
Complications of pregnancy, childbirth and the puerperium (640-689)	-	3	-	3	-	-	-	-	-	1	-	-
Congenital malformations (750-759)	4	4	-	-	-	-	5	1	-	-	-	-
Birth injuries, postnatal asphyxia and atelectasis (760-762)	-	-	-	-	-	-	-	-	-	-	-	-
Infections of the newborn (763-768)	-	-	-	-	-	-	-	-	-	-	-	-
Other diseases peculiar to early infancy, and immaturity unqualified (769-776)	-	-	-	-	-	-	-	-	-	-	-	-
Senility without mention of psychosis, ill-defined and unknown causes (780-795)	6	8	1	2	1	-	41	18	6	7	-	-
All other diseases (Residual)	28	26	13	6	4	2	76	41	7	5	2	4
Motor-vehicle accidents (E810-E835)	58	15	7	-	5	2	59	22	4	1	3	1
All other accidents (E800-E802, E840-E962)	48	13	8	2	5	-	71	10	5	4	5	-
Suicide and self-inflicted injury (E963, E970-E979)	28	10	1	-	1	-	27	11	-	-	1	-
Homicide and operations of war (E964, E965, E980-E999)	12	6	10	4	-	-	9	6	8	3	3	-

TABLE III. RESIDENT DEATHS BY INTERNATIONAL ABBREVIATED LIST OF 50 CAUSES,
BY RACE, SEX, AND AGE, OKLAHOMA, 1964
(Continued)

Cause of Death	55-64 Years						65-74 Years					
	White		Negro		Indian		White		Negro		Indian	
	Male	Female	Male	Female	Male	Female	Male	Female	Male	Female	Male	Female
Total deaths, all causes	2,122	1,021	197	145	60	48	3,167	1,830	217	150	61	56
Tuberculosis of respiratory system (001-008)	20	4	4	-	-	2	25	5	1	-	3	2
Tuberculosis, other forms (010-019)	1	1	-	-	-	-	1	-	-	-	-	1
Syphilis and its sequelae (020-029)	2	1	-	1	1	-	7	1	1	-	-	-
Typhoid fever (040)	-	-	-	-	-	-	-	-	-	-	-	-
Dysentery, all forms (045-048)	-	1	-	-	-	-	-	-	-	-	-	-
Scarlet fever and streptococcal sore throat (050, 051)	-	-	-	-	-	-	-	1	-	-	-	-
Diphtheria (055)	-	-	-	-	-	-	-	-	-	-	-	-
Whooping cough (056)	-	-	-	-	-	-	-	-	-	-	-	-
Meningococcal infections (057)	-	-	-	-	-	-	-	-	-	-	-	-
Acute poliomyelitis (080)	-	-	-	-	-	-	-	-	-	-	-	-
Smallpox (084)	-	-	-	-	-	-	-	-	-	-	-	-
Measles (085)	-	-	-	-	-	-	-	-	-	-	-	-
Typhus and other rickettsial diseases (100-108)	-	-	-	-	-	-	-	-	-	-	-	-
Malaria (110-117)	-	-	-	-	-	-	-	-	-	-	-	-
All other diseases classified as infective and parasitic (030-039, 041, 042, 044, 049, 052-054, 059-074, 081-083, 086-096, 120-138)	4	8	1	2	-	-	7	7	1	1	-	-
Malignant neoplasms, including neoplasms of lymphatic and hematopoietic tissues (140-205)	455	319	41	32	8	16	591	395	33	27	10	14
Benign and unspecified neoplasms (210-239)	4	4	-	-	-	-	3	3	-	1	-	-
Diabetes mellitus (260)	20	29	4	9	3	5	32	46	4	10	2	1
Anemias (290-293)	2	2	-	-	-	-	5	9	-	-	-	-
Vascular lesions affecting central nervous system (330-334)	131	105	16	16	2	4	327	275	37	33	8	11
Nonmeningococcal meningitis (340)	1	1	-	-	-	-	-	-	-	-	-	-
Rheumatic fever (400-402)	-	1	-	-	-	-	2	-	-	-	-	-
Chronic rheumatic heart disease (410-416)	15	12	-	1	1	1	8	17	-	-	-	-
Arteriosclerotic and degenerative heart disease (420-422)	856	262	54	44	18	9	1,303	600	69	35	25	17
Other diseases of heart (430-434)	55	24	6	3	-	1	66	31	5	4	3	-
Hypertension with heart disease (440-443)	18	21	9	4	2	1	39	55	9	16	-	1
Hypertension without mention of heart (444-447)	8	4	3	4	1	-	13	14	1	2	-	-
Influenza (480-483)	-	1	-	1	-	-	1	4	-	-	-	-
Pneumonia (490-493)	23	23	4	1	1	-	65	42	4	1	1	1
Bronchitis (500-502)	3	1	1	-	-	-	14	3	-	-	-	-
Ulcer of stomach and duodenum (540, 541,	26	7	-	-	1	1	38	10	1	1	-	-
Appendicitis (550-553)	2	-	-	-	-	-	2	1	-	3	-	-
Intestinal obstruction and hernia (560, 561, 570)	10	7	1	1	1	-	18	15	3	1	-	1
Gastritis, duodenitis, enteritis and colitis, except diarrhea of the newborn (543, 571, 572)	4	5	-	-	-	-	7	8	1	-	-	1
Cirrhosis of liver (581)	41	24	2	1	1	-	33	12	3	1	-	1
Nephritis and nephrosis (590-594)	16	6	9	2	-	2	20	13	7	-	1	-
Hyperplasia of prostate (610)	5	-	2	-	-	-	8	-	1	-	1	-
Complications of pregnancy, childbirth and the puerperium (640-689)	-	-	-	-	-	-	-	-	-	-	-	-
Congenital malformations (750-759)	-	4	1	-	-	1	3	1	1	-	-	-
Birth injuries, postnatal asphyxia and atelectasia (760-762)	-	-	-	-	-	-	-	-	-	-	-	-
Infections of the newborn (763-768)	-	-	-	-	-	-	-	-	-	-	-	-
Other diseases peculiar to early infancy, and immaturity unqualified (769-776)	-	-	-	-	-	-	-	-	-	-	-	-
Senility without mention of psychosis, ill-defined and unknown causes (780-795)	62	21	12	6	2	-	78	29	9	3	1	1
All other diseases (Residual)	183	71	16	12	12	2	317	174	21	9	5	3
Motor-vehicle accidents (E810-E835)	77	35	5	3	1	1	43	23	1	-	1	-
All other accidents (E800-E802, E840-E962)	42	11	4	-	4	2	65	30	3	2	-	1
Suicide and self-inflicted injury (E963, E970-E979)	24	5	1	-	1	-	22	5	-	-	-	-
Homicide and operations of war (E964, E965, E980-E999)	12	1	1	2	-	-	4	1	1	-	-	-

TABLE III. RESIDENT DEATHS BY INTERNATIONAL ABBREVIATED LIST OF 50 CAUSES, BY RACE, SEX, AND AGE, OKLAHOMA, 1964

(Continued)

Cause of Death	75-84 Years						85 Years and Over					
	White		Negro		Indian		White		Negro		Indian	
	Male	Female	Male	Female	Male	Female	Male	Female	Male	Female	Male	Female
Total deaths, all causes	3,074	2,871	197	146	51	32	1,486	1,823	98	89	23	33
Tuberculosis of respiratory system (001-008)	11	5	-	-	1	3	4	2	-	1	-	-
Tuberculosis, other forms (010-019)	-	-	-	-	-	-	-	-	-	-	-	-
Syphilis and its sequelae (020-029)	7	5	1	-	-	-	1	1	-	-	-	
Typhoid fever (040)	-	-	-	-	-	-	-	-	-	-	-	-
Dysentery, all forms (045-048)	-	-	-	-	-	-	-	-	-	-	-	-
Scarlet fever and streptococcal sore throat (050, 051)	-	-	-	-	-	-	2	-	-	-	-	-
Diphtheria (055)	-	-	-	-	-	-	-	-	-	-	-	-
Whooping cough (056)	-	-	-	-	-	-	-	-	-	-	-	-
Meningococcal infections (057)	-	-	-	-	-	-	-	-	-	-	-	-
Acute poliomyelitis (080)	-	-	-	-	-	-	-	-	-	-	-	-
Smallpox (084)	-	-	-	-	-	-	-	-	-	-	-	-
Measles (085)	-	-	-	-	-	-	-	-	-	-	-	-
Typhus and other rickettsial diseases (100-108)	-	-	-	-	-	-	-	-	-	-	-	-
Malaria (110-117)	-	-	-	-	-	-	-	-	-	-	-	-
All other diseases classified as infective and parasitic (030-039, 041, 042, 044, 049, 052-054, 059-074, 081-083, 086-096, 120-138)	7	5	-	1	-	-	1	2	-	-	-	1
Malignant neoplasms, including neoplasms of lymphatic and hematopoietic tissues (140-205)	410	395	28	16	4	2	125	132	13	3	1	2
Benign and unspecified neoplasms (210-239)	4	5	-	1	-	-	3	3	-	-	-	-
Diabetes mellitus (260)	32	54	7	5	5	1	21	22	-	1	-	-
Anemias (290-293)	5	7	-	-	-	-	4	1	1	-	-	-
Vascular lesions affecting central nervous system (330-334)	536	599	39	40	12	4	301	407	15	16	6	4
Nonmeningococcal meningitis (340)	-	-	-	-	-	-	-	-	-	-	-	-
Rheumatic fever (400-402)	-	-	-	-	-	-	-	-	-	-	-	-
Chronic rheumatic heart disease (410-416)	3	7	-	1	-	-	1	1	-	-	-	-
Arteriosclerotic and degenerative heart disease (420-422)	1,164	990	59	37	11	6	492	627	25	30	7	11
Other diseases of heart (430-434)	89	83	8	8	1	1	46	57	4	6	3	2
Hypertension with heart disease (440-443)	59	120	12	6	1	3	41	74	11	8	1	-
Hypertension without mention of heart (444-447)	24	27	1	-	-	1	18	22	2	1	-	1
Influenza (480-483)	2	1	-	-	-	-	4	2	-	-	-	-
Pneumonia (490-493)	98	99	5	3	4	2	69	88	3	3	1	2
Bronchitis (500-502)	12	1	-	-	-	-	2	2	-	-	-	-
Ulcer of stomach and duodenum (540, 541)	17	10	1	-	-	-	4	4	-	-	-	-
Appendicitis (550-553)	1	3	-	-	1	-	1	-	-	-	-	-
Intestinal obstruction and hernia (560, 561, 570)	23	27	1	3	-	2	14	16	1	-	-	1
Gastritis, duodenitis, enteritis and colitis, except diarrhea of the newborn (543, 571, 572)	7	11	1	-	-	-	4	12	-	-	-	-
Cirrhosis of liver (581)	17	3	-	-	-	1	-	4	-	-	-	-
Nephritis and nephrosis (590-594)	28	20	6	2	1	-	18	18	1	2	-	1
Hyperplasia of prostate (610)	30	-	1	-	-	-	29	-	1	-	1	-
Complications of pregnancy, childbirth and the puerperium (640-689)	-	-	-	-	-	-	-	-	-	-	-	-
Congenital malformations (750-759)	-	2	-	-	-	-	-	1	-	-	-	-
Birth injuries, postnatal asphyxia and atelectasis (760-762)	-	-	-	-	-	-	-	-	-	-	-	-
Infections of the newborn (763-768)	-	-	-	-	-	-	-	-	-	-	-	-
Other diseases peculiar to early infancy, and immaturity unqualified (769-776)	-	-	-	-	-	-	-	-	-	-	-	-
Senility without mention of psychosis, ill-defined and unknown causes (780-795)	62	52	11	5	-	-	54	50	6	6	-	2
All other diseases (Residual)	317	245	12	12	8	5	184	206	14	8	1	4
Motor-vehicle accidents (E810-E835)	26	11	1	2	-	-	6	3	1	-	-	-
All other accidents (E800-E802, E840-E962)	62	82	3	4	2	1	34	66	-	4	2	2
Suicide and self-inflicted injury (E963, E970-E979)	20	2	-	-	-	-	3	-	-	-	-	-
Homicide and operations of war (E964, E965, E980-E999)	1	-	-	-	-	-	-	-	-	-	-	-

TABLE IV. LEADING CAUSES OF DEATH, NUMBER AND PER CENT, BY RACE, BY AGE GROUP, OKLAHOMA, 1964

Cause of Death	All Races		White		Negro		Indian	
	Number of Deaths	Per Cent of Total	Number of Deaths	Per Cent of Total	Number of Deaths	Per Cent of Total	Number of Deaths	Per Cent of Total
All Ages	24,194	100.0	21,726	100.0	1,866	100.0	602	100.0
Diseases of the Heart (410-443)	8,728	36.1	8,028	37.0	553	29.6	147	24.4
Malignant Neoplasms (140-205)	3,850	15.9	3,536	16.3	235	12.6	79	13.1
Vascular lesions of CNS (330-334)	3,133	12.9	2,825	13.0	247	13.2	61	10.1
Accidents (E800-E962)	1,671	6.9	1,472	6.8	132	7.1	67	11.1
Influenza and pneumonia (480-493)	705	2.9	643	3.0	42	2.3	20	3.3
Certain diseases of early infancy (760-776)	663	2.7	527	2.4	105	5.6	31	5.1
Diseases of the arteries (450-456)	623	2.6	577	2.7	40	2.1	6	1.0
Diabetes mellitus (260)	373	1.5	298	1.4	54	2.9	21	3.5
Congenital malformations (750-759)	246	1.0	216	1.0	23	1.2	7	1.2
Cirrhosis of the liver (581)	237	1.0	210	1.0	10	0.5	17	2.8
Ages 0 - 4	1,298	100.0	1,016	100.0	207	100.0	75	100.0
Certian diseases of early infancy (760-776)	663	51.1	527	51.9	105	50.7	31	41.3
Congenital malformations (750-759)	181	13.9	156	15.4	20	9.7	5	6.7
Accidents (E800-E962)	129	9.9	91	9.0	31	15.0	7	9.3
Influenza and pneumonia (480-493)	84	6.5	68	6.7	9	4.3	7	9.3
Malignant Neoplasms (140-205)	22	1.7	20	2.0	2	1.0	-	-
Non-Meningococcal Meningitis (340)	22	1.7	16	1.6	3	1.4	3	4.0
Measles (085)	10	0.8	6	0.6	1	0.5	3	4.0
Intestinal obstructions and hernia(560, 561, 570)	10	0.8	9	0.9	1	0.5	-	-
Ages 5 - 14	226	100.0	189	100.0	25	100.0	12	100.0
Accidents (E800-E962)	102	45.1	84	44.4	13	52.0	5	41.7
Malignant Neoplasms (140-205)	30	13.3	25	13.2	1	4.0	4	33.3
Congenital malformations (750-759)	16	7.1	16	8.5	-	-	-	-
Influenza and pneumonia (480-493)	8	3.5	7	3.7	1	4.0	-	-
Vascular lesions of CNS (330-334)	6	2.7	5	2.6	1	4.0	-	-
Benign or unspecified neoplasms (210-239)	5	2.2	4	2.1	-	-	1	8.3
Diseases of the Heart (410-443)	4	1.8	2	1.1	2	8.0	-	-
Measles (085)	3	1.3	3	1.6	-	-	-	-
Nephritis and Nephrosis (590-594)	3	1.3	3	1.6	-	-	-	-
Ages 15 - 24	447	100.0	396	100.0	31	100.0	20	100.0
Accidents (E800-E962)	277	62.0	253	63.9	15	48.4	9	45.0
Malignant Neoplasms (140-205)	32	7.2	29	7.3	1	3.2	2	10.0
Suicide (E963, E970-E979)	19	4.3	17	4.3	2	6.5	-	-
Diseases of the Heart (410-443)	18	4.0	15	3.8	1	3.2	2	10.0
Congenital malformations (750-759)	18	4.0	16	4.0	1	3.2	1	5.0
Homicide (E964, E980-E985)	12	2.7	5	1.3	6	19.4	1	5.0
Complications of pregnancy, childbirth, and the puerperium (640-689)	8	1.8	7	1.8	-	-	1	5.0
Influenza and pneumonia (480-493)	6	1.3	4	1.0	1	3.2	1	5.0
Diabetes mellitus (260)	6	1.3	5	1.3	1	3.2	-	-
Ages 25 - 34	411	100.0	331	100.0	57	100.0	23	100.0
Accidents (E800-E962)	149	36.3	132	39.9	9	15.8	8	34.8
Malignant Neoplasms (140-205)	53	12.9	48	14.5	4	7.0	1	4.3
Suicide (E963, E970-E979)	30	7.3	29	8.8	1	1.8	-	-
Homicide (E964, E980-E985)	30	7.3	14	4.2	14	24.6	2	8.7
Diseases of the Heart (410-443)	27	6.6	22	6.6	2	3.5	3	13.0
Vascular lesions of CNS (330-334)	15	3.6	12	3.6	3	5.3	-	-
Diabetes Mellitus (260)	9	2.2	4	1.2	4	7.0	1	4.3
Complications of pregnancy, childbirth, and the puerperium, (640-689)	8	1.9	7	2.1	1	1.8	-	-
Nephritis and Nephrosis (590-594)	8	1.9	5	1.5	1	1.8	2	8.7
Ages 35 - 44	910	100.0	752	100.0	115	100.0	43	100.0
Diseases of the Heart (410-443)	228	25.1	205	27.3	18	15.7	5	11.6
Malignant Neoplasms (140-205)	172	18.9	156	20.7	10	8.7	6	14.0
Accidents (E800-E962)	163	17.9	134	17.8	17	14.8	12	27.9
Vascular lesions of CNS (330-334)	40	4.4	32	4.3	7	6.1	1	2.3
Suicide (E963, E970-E979)	40	4.4	38	5.1	1	0.9	1	2.3
Homicide (E964, E980-E985)	32	3.5	18	2.4	14	12.2	-	-
Cirrhosis of the liver (581)	31	3.4	26	3.5	-	-	5	11.6
Nephritis and Nephrosis (590-594)	17	1.9	12	1.6	5	4.3	-	-
Ages 45 - 64	5,491	100.0	4,789	100.0	530	100.0	172	100.0
Diseases of the Heart (410-443)	2,019	36.8	1,803	37.6	173	32.6	43	25.0
Malignant Neoplasms (140-205)	1,339	24.4	1,210	25.3	97	18.3	32	18.6
Vascular lesions of CNS (330-334)	394	7.2	325	6.8	54	10.2	15	8.7
Accidents (E800-E962)	370	6.7	327	6.8	26	4.9	17	9.9
Cirrhosis of the liver (581)	124	2.3	111	2.3	6	1.1	7	4.1
Diabetes Mellitus (260)	105	1.9	73	1.5	22	4.2	10	5.8
Influenza and pneumonia (480-493)	83	1.5	74	1.5	8	1.5	1	0.6
Suicides (E963, E970-E979)	70	1.3	67	1.4	1	0.2	2	1.2
Ages 65 and Over	15,404	100.0	14,251	100.0	897	100.0	256	100.0
Diseases of the Heart (410-443)	6,419	41.7	5,973	41.9	353	39.4	93	36.3
Vascular lesions of CNS (330-334)	2,670	17.3	2,445	17.2	180	20.1	45	17.6
Malignant Neoplasms (140-205)	2,201	14.3	2,048	14.4	120	13.4	33	12.9
Diseases of the Arteries (450-456)	564	3.7	523	3.7	36	4.0	5	2.0
Influenza and pneumonia (480-493)	505	3.3	475	3.3	19	2.1	11	4.3
Accidents (E800-E962)	481	3.1	451	3.2	21	2.3	9	3.5
Diabetes mellitus (260)	243	1.6	207	1.5	27	3.0	9	3.5
Nephritis and Nephrosis (590-594)	138	0.9	117	0.8	18	2.0	3	1.2

TABLE V. RESIDENT BIRTHS, DEATHS, AND DEATHS BY IMPORTANT CAUSES, NUMBER AND RATE BY COUNTY, AND NUMBER BY COUNTY AND RACE, OKLAHOMA, 1964

	ADAIR					ALFALFA					ATOKA				
	Total		Race			Total		Race			Total		Race		
Estimated Population, July 1, 1964	13,057		Wh.	Neg.	Ind.	7,917		Wh.	Neg.	Ind.	9,477		Wh.	Neg.	Ind.
	No.	Rate	No.	No.	No.	No.	Rate	No.	No.	No.	No.	Rate	No.	No.	No.
Live births*	330	25.3	197	-	139	97	12.3	97	-	-	166	17.5	135	14	17
Physician in hospital	327	...	189	-	138	94	...	94	-	-	157	...	128	13	16
Physician not in hospital	3	...	2	-	1	1	...	1	-	-	7	...	5	1	1
Midwife, other, or unknown	-	...	-	-	-	2	...	2	-	-	2	...	2	-	-
Stillbirths+	3	9.1	3	-	-	2	20.1	2	-	-	2	12.0	2	-	-
Physician in hospital	3	...	3	-	-	2	...	2	-	-	2	...	2	-	-
Physician not in hospital	-	...	-	-	-	-	...	-	-	-	-	...	-	-	-
Midwife, other, or unknown	-	...	-	-	-	-	...	-	-	-	-	...	-	-	-
Total deaths, all causes*	168	12.9	141	-	27	112	14.1	111	1	-	139	14.7	120	11	8
Deaths under 1 year+	11	33.3	6	-	5	-	-	-	-	-	3	18.1	2	-	1
Deaths under 1 month+	6	18.2	3	-	3	-	-	-	-	-	2	12.0	2	-	-
Tuberculosis of respiratory system (001-008)	1	7.7	-	-	1	-	-	-	-	-	3	31.7	2	-	1
Tuberculosis, other forms (010-019)	-	-	-	-	-	-	-	-	-	-	1	10.6	1	-	-
Syphilis and its sequelae (020-029)	-	-	-	-	-	1	12.6	1	-	-	-	-	-	-	-
Typhoid fever (040)	-	-	-	-	-	-	-	-	-	-	-	-	-	-	-
Dysentery, all forms (045-048)	-	-	-	-	-	-	-	-	-	-	-	-	-	-	-
Scarlet fever and streptococcal sore throat (050, 051)	-	-	-	-	-	-	-	-	-	-	-	-	-	-	-
Diphtheria (055)	-	-	-	-	-	-	-	-	-	-	-	-	-	-	-
Whooping cough (056)	-	-	-	-	-	-	-	-	-	-	-	-	-	-	-
Meningococcal infections (057)	-	-	-	-	-	-	-	-	-	-	-	-	-	-	-
Acute poliomyelitis (080)	-	-	-	-	-	-	-	-	-	-	-	-	-	-	-
Smallpox (084)	-	-	-	-	-	-	-	-	-	-	-	-	-	-	-
Measles (085)	1	7.7	1	-	-	-	-	-	-	-	-	-	-	-	-
Typhus and other rickettsial diseases (100-108)	-	-	-	-	-	-	-	-	-	-	-	-	-	-	-
Malaria (110-117)	-	-	-	-	-	-	-	-	-	-	-	-	-	-	-
All other diseases classified as infective and parasitic (030-039, 041, 042, 044, 049, 052-054, 059-074, 081-083, 086-096, 120-138)	-	-	-	-	-	-	-	-	-	-	-	-	-	-	-
Malignant neoplasms, including neoplasms of lymphatic and hematopoietic tissues (140-205)	26	199.1	24	-	2	23	290.5	23	-	-	20	211.0	19	-	1
Benign and unspecified neoplasms (210-239)	-	-	-	-	-	-	-	-	-	-	-	-	-	-	-
Diabetes mellitus (260)	4	30.6	3	-	1	1	12.6	1	-	-	3	31.7	2	-	1
Anemias (290-293)	2	15.3	2	-	-	-	-	-	-	-	1	10.6	1	-	-
Vascular lesions affecting central nervous system (330-334)	33	252.7	28	-	5	19	240.0	19	-	-	12	126.6	10	2	-
Nonmeningococcal meningitis (340)	-	-	-	-	-	-	-	-	-	-	-	-	-	-	-
Rheumatic fever (400-402)	-	-	-	-	-	-	-	-	-	-	-	-	-	-	-
Chronic rheumatic heart disease (410-416)	1	7.7	1	-	-	-	-	-	-	-	2	21.6	1	1	-
Arteriosclerotic and degenerative heart disease (420-422)	44	337.0	39	-	5	35	442.1	34	1.	-	40	422.1	38	2	-
Other diseases of heart (430-434)	2	15.3	2	-	-	1	12.6	1	-	-	3	31.7	1	2	-
Hypertension with heart disease (440-443)	5	38.3	4	-	1	4	50.5	4	-	-	7	73.9	6	1	-
Hypertension without mention of heart (444-447)	-	-	-	-	-	1	12.6	1	-	-	2	21.1	2	-	-
Influenza (480-483)	-	-	-	-	-	1	12.6	1	-	-	-	-	-	-	-
Pneumonia (490-493)	8	61.3	7	-	1	-	-	-	-	-	3	31.7	2	-	-
Bronchitis (500-502)	-	-	-	-	-	-	-	-	-	-	-	-	-	-	-
Ulcer of stomach and duodenum (540, 541)	-	-	-	-	-	1	12.6	1	-	-	-	-	-	-	-
Appendicitis (550-553)	-	-	-	-	-	-	-	-	-	-	-	-	-	-	-
Intestinal obstruction and hernia (560, 561, 570)	1	7.7	1	-	-	1	12.6	1	-	-	2	21.1	2	-	-
Gastritis, duodenitis, enteritis and colitis, except diarrhea of the newborn (543, 571, 572)	1	7.7	1	-	-	1	12.6	1	-	-	-	-	-	-	-
Cirrhosis of liver (581)	-	-	-	-	-	1	12.6	1	-	-	1	10.6	-	-	1
Nephritis and nephrosis (590-594)	4	30.6	2	-	2	1	12.6	1	-	-	2	21.1	2	-	-
Hyperplasia of prostate (610)	1	7.7	1	-	-	-	-	-	-	-	-	-	-	-	-
Complications of pregnancy, childbirth and the puerperium (640-689)++	-	-	-	-	-	1	103.1	1	-	-	1	60.2	-	1	-
Congenital malformations (750-759)	-	-	-	-	-	-	-	-	-	-	-	-	-	-	-
Birth injuries, postnatal asphyxia and atelectasis (760-762)	2	15.3	-	-	2	-	-	-	-	-	1	10.6	1	-	-
Infections of the newborn (763-768)	-	-	-	-	-	-	-	-	-	-	-	-	-	-	-
Other diseases peculiar to early infancy and immaturity unqualified (769-776)	4	30.6	3	-	1	-	-	-	-	-	1	10.6	1	-	-
Senility without mention of psychosis, ill-defined and unknown causes (780-795)	1	7.7	-	-	1	-	-	-	-	-	4	42.2	3	1	-
All other diseases (Residual)	17	130.2	14	-	3	13	164.2	13	-	-	19	200.5	15	1	3
Motor-vehicle accidents (E810-E835)	4	30.6	4	-	-	2	25.3	2	-	-	4	42.2	4	-	-
All other accidents (E800-E802, E840-E962)	4	30.6	2	-	2	4	50.5	4	-	-	6	63.3	6	-	-
Suicide and self-inflicted injury (E963, E970-E979)	2	15.3	2	-	-	1	12.6	1	-	-	1	10.6	1	-	-
Homicide and operations of war (E964, E965, E980-E999)	-	-	-	-	-	-	-	-	-	-	-	-	-	-	-

TABLE V. RESIDENT BIRTHS, DEATHS, AND DEATHS BY IMPORTANT CAUSES, NUMBER AND RATE BY COUNTY, AND NUMBER BY COUNTY AND RACE, OKLAHOMA, 1964

	BEAVER					BECKHAM					BLAINE				
	Total		Race			Total		Race			Total		Race		
Estimated Population, July 1, 1964	7,054		Wh.	Neg.	Ind.	17,124		Wh.	Neg.	Ind.	11,447		Wh.	Neg.	Ind.
	No.	Rate	No.	No.	No.	No.	Rate	No.	No.	No.	No.	Rate	No.	No.	No.
Live births*	90	12.8	90	-	-	292	17.1	275	17	-	228	19.9	155	16	57
Physician in hospital	88	...	88	-	-	289	...	272	17	-	224	...	154	16	54
Physician not in hospital	1	...	1	-	-	3	...	3	-	-	4	...	1	-	3
Midwife, other, or unknown	1	...	1	-	-	-	...	-	-	-	-	...	-	-	-
Stillbirths+	1	11.1	1	-	-	3	10.3	3	-	-	5	21.9	3	1	1
Physician in hospital	1	...	1	-	-	3	...	3	-	-	5	...	3	1	1
Physician not in hospital	-	...	-	-	-	-	...	-	-	-	-	...	-	-	-
Midwife, other, or unknown	-	...	-	-	-	-	...	-	-	-	-	...	-	-	-
Total deaths, all causes*	61	8.6	61	-	-	237	13.8	229	7	1	164	14.3	136	10	18
Deaths under 1 year+	2	22.2	2	-	-	9	30.8	8	1	-	6	26.3	4	-	2
Deaths under 1 month+	2	22.2	2	-	-	7	24.0	6	1	-	4	17.5	3	-	1
Tuberculosis of respiratory system (001-008)	-	-	-	-	-	-	-	-	-	-	1	8.7	1	-	-
Tuberculosis, other forms (010-019)	-	-	-	-	-	-	-	-	-	-	-	-	-	-	-
Syphilis and its sequelae (020-029)	-	-	-	-	-	-	-	-	-	-	-	-	-	-	-
Typhoid fever (040)	-	-	-	-	-	-	-	-	-	-	-	-	-	-	-
Dysentery, all forms (045-048)	-	-	-	-	-	-	-	-	-	-	-	-	-	-	-
Scarlet fever and streptococcal sore throat (050, 051)	-	-	-	-	-	-	-	-	-	-	-	-	-	-	-
Diphtheria (055)	-	-	-	-	-	-	-	-	-	-	-	-	-	-	-
Whooping cough (056)	-	-	-	-	-	-	-	-	-	-	-	-	-	-	-
Meningococcal infections (057)	-	-	-	-	-	-	-	-	-	-	-	-	-	-	-
Acute poliomyelitis (080)	-	-	-	-	-	-	-	-	-	-	-	-	-	-	-
Smallpox (084)	-	-	-	-	-	-	-	-	-	-	-	-	-	-	-
Measles (085)	-	-	-	-	-	-	-	-	-	-	-	-	-	-	-
Typhus and other rickettsial diseases (100-108)	-	-	-	-	-	-	-	-	-	-	-	-	-	-	-
Malaria (110-117)	-	-	-	-	-	-	-	-	-	-	-	-	-	-	-
All other diseases classified as infective and parasitic (030-039, 041, 042, 044, 049, 052-054, 059-074, 081-083, 086-096, 120-138)	2	28.4	2	-	-	1	5.8	1	-	-	-	-	-	-	-
Malignant neoplasms, including neoplasms of lymphatic and hematopoietic tissues (140-205)	11	155.9	11	-	-	42	245.3	39	3	-	22	192.2	18	1	3
Benign and unspecified neoplasms (210-239)	-	-	-	-	-	-	-	-	-	-	1	8.7	1	-	-
Diabetes mellitus (260)	1	14.2	1	-	-	3	17.5	3	-	-	6	52.4	5	1	-
Anemias (290-293)	-	-	-	-	-	1	5.8	1	-	-	-	-	-	-	-
Vascular lesions affecting central nervous system (330-334)	4	56.7	4	-	-	27	157.7	26	1	-	24	209.7	19	3	2
Nonmeningococcal meningitis (340)	-	-	-	-	-	-	-	-	-	-	-	-	-	-	-
Rheumatic fever (400-402)	-	-	-	-	-	-	-	-	-	-	-	-	-	-	-
Chronic rheumatic heart disease (410-416)	-	-	-	-	-	-	-	-	-	-	4	34.9	3	-	1
Arteriosclerotic and degenerative heart disease (420-422)	26	368.6	26	-	-	59	344.5	58	1	-	44	384.4	35	3	6
Other diseases of heart (430-434)	-	-	-	-	-	7	40.9	7	-	-	4	34.9	3	1	-
Hypertension with heart disease (440-443)	-	-	-	-	-	13	75.9	13	-	-	2	17.5	2	-	-
Hypertension without mention of heart (444-447)	-	-	-	-	-	2	11.7	2	-	-	-	-	-	-	-
Influenza (480-483)	-	-	-	-	-	-	-	-	-	-	1	8.7	1	-	-
Pneumonia (490-493)	1	14.2	1	-	-	8	46.7	8	-	-	6	52.4	5	1	-
Bronchitis (500-502)	-	-	-	-	-	1	5.8	1	-	-	1	8.7	1	-	-
Ulcer of stomach and duodenum (540, 541)	-	-	-	-	-	5	29.2	4	-	1	-	-	-	-	-
Appendicitis (550-553)	-	-	-	-	-	-	-	-	-	-	1	8.7	1	-	-
Intestinal obstruction and hernia (560, 561, 570)	-	-	-	-	-	3	17.5	3	-	-	1	8.7	1	-	-
Gastritis, duodenitis, enteritis and colitis, except diarrhea of the newborn (543, 571, 572)	2	28.4	2	-	-	-	-	-	-	-	3	26.2	2	-	1
Cirrhosis of liver (581)	-	-	-	-	-	2	11.7	2	-	-	1	8.7	1	-	-
Nephritis and nephrosis (590-594)	-	-	-	-	-	2	11.7	2	-	-	3	26.2	2	-	1
Hyperplasia of prostate (610)	-	-	-	-	-	1	5.8	1	-	-	1	8.7	1	-	-
Complications of pregnancy, childbirth and the puerperium (640-689)++	-	-	-	-	-	-	-	-	-	-	-	-	-	-	-
Congenital malformations (750-759)	-	-	-	-	-	1	5.8	1	-	-	2	17.5	1	-	1
Birth injuries, postnatal asphyxia and atelectasis (760-762)	-	-	-	-	-	3	17.5	2	1	-	1	8.7	1	-	-
Infections of the newborn (763-768)	-	-	-	-	-	1	5.8	1	-	-	-	-	-	-	-
Other diseases peculiar to early infancy and immaturity unqualified (769-776)	2	28.4	2	-	-	4	23.4	4	-	-	1	8.7	1	-	-
Senility without mention of psychosis, ill-defined and unknown causes (780-795)	1	14.2	1	-	-	2	11.7	1	1	-	2	17.5	2	-	-
All other diseases (Residual)	3	42.5	3	-	-	33	192.7	33	-	-	22	192.2	21	-	1
Motor-vehicle accidents (E810-E835)	4	56.7	4	-	-	13	75.9	13	-	-	4	34.9	3	-	1
All other accidents (E800-E802, E840-E962)	3	42.5	3	-	-	3	17.5	3	-	-	6	52.4	5	-	1
Suicide and self-inflicted injury (E963, E970-E979)	1	14.2	1	-	-	-	-	-	-	-	-	-	-	-	-
Homicide and operations of war (E964, E965, E980-E999)	-	-	-	-	-	-	-	-	-	-	-	-	-	-	-

TABLE V. RESIDENT BIRTHS, DEATHS, AND DEATHS BY IMPORTANT CAUSES, NUMBER AND RATE BY COUNTY, AND NUMBER BY COUNTY AND RACE, OKLAHOMA, 1964

	BRYAN					CADDO					CANADIAN				
	Total		Race			Total		Race			Total		Race		
Estimated Population, July 1, 1964	23,326		Wh.	Neg.	Ind.	27,802		Wh.	Neg.	Ind.	25,596		Wh.	Neg.	Ind.
	No.	Rate	No.	No.	No.	No.	Rate	No.	No.	No.	No.	Rate	No.	No.	No.
Live births*	405	17.4	372	20	13	592	21.3	404	27	161	524	20.5	473	30	21
Physician in hospital	395	...	365	18	12	554	...	374	25	155	517	...	468	28	21
Physician not in hospital	8	...	6	1	1	37	...	30	2	5	5	...	4	1	-
Midwife, other, or unknown	2	...	1	1	-	1	...	-	-	1	2	...	1	1	-
Stillbirths+	8	19.8	5	3	-	7	11.8	3	3	1	2	3.8	2	-	-
Physician in hospital	8	...	5	3	-	6	...	2	3	1	2	...	2	-	-
Physician not in hospital	-	...	-	-	-	1	...	1	-	-	-	...	-	-	-
Midwife, other, or unknown	-	...	-	-	-	-	...	-	-	-	-	...	-	-	-
Total deaths, all causes*	321	13.8	312	6	3	340	12.2	288	6	46	260	10.2	243	10	7
Deaths under 1 year+	17	42.0	16	1	-	16	27.0	8	-	8	11	21.0	6	3	2
Deaths under 1 month+	13	32.1	12	1	-	10	16.9	7	-	3	4	7.6	2	2	-
Tuberculosis of respiratory system (001-008)	-	-	-	-	-	1	3.6	1	-	-	-	-	-	-	-
Tuberculosis, other forms (010-019)	-	-	-	-	-	-	-	-	-	-	-	-	-	-	-
Syphilis and its sequelae (020-029)	2	8.6	2	-	-	1	3.6	1	-	-	-	-	-	-	-
Typhoid fever (040)	-	-	-	-	-	-	-	-	-	-	-	-	-	-	-
Dysentery, all forms (045-048)	-	-	-	-	-	-	-	-	-	-	-	-	-	-	-
Scarlet fever and streptococcal sore throat (050, 051)	-	-	-	-	-	-	-	-	-	-	-	-	-	-	-
Diphtheria (055)	-	-	-	-	-	-	-	-	-	-	-	-	-	-	-
Whooping cough (056)	-	-	-	-	-	-	-	-	-	-	-	-	-	-	-
Meningococcal infections (057)	-	-	-	-	-	-	-	-	-	-	-	-	-	-	-
Acute poliomyelitis (080)	-	-	-	-	-	-	-	-	-	-	-	-	-	-	-
Smallpox (084)	-	-	-	-	-	-	-	-	-	-	-	-	-	-	-
Measles (085)	-	-	-	-	-	1	3.6	-	-	1	2	7.8	2	-	-
Typhus and other rickettsial diseases (100-108)	-	-	-	-	-	-	-	-	-	-	-	-	-	-	-
Malaria (110-117)	-	-	-	-	-	-	-	-	-	-	-	-	-	-	-
All other diseases classified as infective and parasitic (030-039, 041, 042, 044, 049, 052-054, 059-074, 081-083, 086-096, 120-138)	-	-	-	-	-	1	3.6	1	-	-	-	-	-	-	-
Malignant neoplasms, including neoplasms of lymphatic and hematopoietic tissues (140-205)	49	210.1	48	-	1	56	201.4	51	1	4	35	136.7	33	1	1
Benign and unspecified neoplasms (210-239)	3	12.9	3	-	-	-	-	-	-	-	-	-	-	-	-
Diabetes mellitus (260)	6	25.7	5	-	1	5	18.0	3	1	1	5	19.5	5	-	-
Anemias (290-293)	-	-	-	-	-	-	-	-	-	-	-	-	-	-	-
Vascular lesions affecting central nervous system (330-334)	44	188.6	43	1	-	44	158.3	36	1	7	30	117.2	29	1	-
Nonmeningococcal meningitis (340)	-	-	-	-	-	1	3.6	1	-	-	2	7.8	1	-	1
Rheumatic fever (400-402)	-	-	-	-	-	-	-	-	-	-	-	-	-	-	-
Chronic rheumatic heart disease (410-416)	1	4.3	1	-	-	4	14.4	4	-	-	1	3.9	1	-	-
Arteriosclerotic and degenerative heart disease (420-422)	108	463.0	108	-	-	107	384.9	99	3	5	101	394.6	98	3	-
Other diseases of heart (430-434)	7	30.0	7	-	-	5	18.0	4	-	1	5	19.5	4	-	1
Hypertension with heart disease (440-443)	8	34.3	7	1	-	6	21.6	6	-	-	3	11.7	2	1	-
Hypertension without mention of heart (444-447)	2	8.6	2	-	-	1	3.6	1	-	-	1	3.9	1	-	-
Influenza (480-483)	-	-	-	-	-	1	3.6	1	-	-	1	3.9	1	-	-
Pneumonia (490-493)	8	34.3	7	1	-	8	28.8	5	-	3	7	27.3	6	-	1
Bronchitis (500-502)	2	8.6	2	-	-	-	-	-	-	-	1	3.9	1	-	-
Ulcer of stomach and duodenum (540, 541)	3	12.9	3	-	-	2	7.2	1	-	1	2	7.8	2	-	-
Appendicitis (550-553)	-	-	-	-	-	-	-	-	-	-	1	3.9	1	-	-
Intestinal obstruction and hernia (560, 561, 570)	4	17.1	4	-	-	3	10.8	2	-	1	2	7.8	2	-	-
Gastritis, duodenitis, enteritis and colitis, except diarrhea of the newborn (543, 571, 572)	3	12.9	3	-	-	-	-	-	-	-	3	11.7	3	-	-
Cirrhosis of liver (581)	5	21.4	4	-	1	4	14.4	2	-	2	3	11.7	3	-	-
Nephritis and nephrosis (590-594)	-	-	-	-	-	3	10.8	1	-	2	2	7.8	2	-	-
Hyperplasia of prostate (610)	-	-	-	-	-	3	10.8	3	-	-	-	-	-	-	-
Complications of pregnancy, childbirth and the puerperium (640-689)++	-	-	-	-	-	-	-	-	-	-	-	-	-	-	-
Congenital malformations (750-759)	2	8.6	2	-	-	1	3.6	-	-	1	3	11.7	3	-	-
Birth injuries, postnatal asphyxia and atelectasis (760-762)	5	21.4	4	1	-	4	14.4	2	-	2	1	3.9	1	-	-
Infections of the newborn (763-768)	-	-	-	-	-	-	-	-	-	-	-	-	-	-	-
Other diseases peculiar to early infancy and immaturity unqualified (769-776)	7	30.0	7	-	-	5	18.0	5	-	-	2	7.8	-	2	-
Senility without mention of psychosis, ill-defined and unknown causes (780-795)	6	25.7	5	1	-	2	7.2	2	-	-	8	31.3	8	-	-
All other diseases (Residual)	25	107.2	25	-	-	36	129.5	29	-	7	25	97.7	22	2	1
Motor-vehicle accidents (E810-E835)	9	38.6	9	-	-	15	54.0	13	-	2	4	15.6	3	-	1
All other accidents (E800-E802, E840-E962)	8	34.3	7	1	-	16	57.5	11	-	5	5	19.5	4	-	1
Suicide and self-inflicted injury (E963, E970-E979)	3	12.9	3	-	-	1	3.6	1	-	-	5	19.5	5	-	-
Homicide and operations of war (E964, E965, E980-E999)	1	4.3	1	-	-	3	10.8	2	-	1	-	-	-	-	-

TABLE V. RESIDENT BIRTHS, DEATHS, AND DEATHS BY IMPORTANT CAUSES, NUMBER AND RATE BY COUNTY, AND NUMBER BY COUNTY AND RACE, OKLAHOMA, 1964

	CARTER					CHEROKEE					CHOCTAW				
	Total		Race			Total		Race			Total		Race		
Estimated Population, July 1, 1964	40,568		Wh.	Neg.	Ind.	18,103		Wh.	Neg.	Ind.	14,525		Wh.	Neg.	Ind.
	No.	Rate	No.	No.	No.	No.	Rate	No.	No.	No.	No.	Rate	No.	No.	No.
Live births*	690	17.0	544	123	23	414	22.9	260	6	148	266	18.3	171	76	19
Physician in hospital	647	...	516	108	23	405	...	256	4	145	210	...	164	27	19
Physician not in hospital	37	...	28	9	-	4	...	1	2	1	7	...	5	2	-
Midwife, other, or unknown	6	...	-	6	-	5	...	3	-	2	49	...	2	47	-
Stillbirths+	12	17.4	8	3	1	5	12.1	4	-	1	6	22.6	4	1	1
Physician in hospital	11	...	8	2	1	5	...	4	-	1	5	...	4	-	1
Physician not in hospital	1	...	-	1	-	-	...	-	-	-	1	...	-	1	-
Midwife, other, or unknown	-	...	-	-	-	-	...	-	-	-	-	...	-	-	-
Total deaths, all causes*	511	12.6	440	59	12	181	10.0	146	4	31	241	16.6	190	45	6
Deaths under 1 year+	13	18.8	10	3	-	9	21.7	6	-	3	8	30.1	3	4	1
Deaths under 1 month+	11	15.9	9	2	-	7	16.9	4	-	3	5	18.8	2	2	1
Tuberculosis of respiratory system (001-008)	1	2.5	1	-	-	2	11.0	1	-	1	2	13.8	2	-	-
Tuberculosis, other forms (010-019)	1	2.5	1	-	-	-	-	-	-	-	-	-	-	-	-
Syphilis and its sequelae (020-029)	1	2.5	1	-	-	-	-	-	-	-	1	6.9	-	1	-
Typhoid fever (040)	-	-	-	-	-	-	-	-	-	-	-	-	-	-	-
Dysentery, all forms (045-048)	-	-	-	-	-	-	-	-	-	-	-	-	-	-	-
Scarlet fever and streptococcal sore throat (050, 051)	-	-	-	-	-	-	-	-	-	-	-	-	-	-	-
Diphtheria (055)	-	-	-	-	-	-	-	-	-	-	-	-	-	-	-
Whooping cough (056)	-	-	-	-	-	-	-	-	-	-	-	-	-	-	-
Meningococcal infections (057)	-	-	-	-	-	-	-	-	-	-	-	-	-	-	-
Acute poliomyelitis (080)	-	-	-	-	-	-	-	-	-	-	-	-	-	-	-
Smallpox (084)	-	-	-	-	-	-	-	-	-	-	-	-	-	-	-
Measles (085)	-	-	-	-	-	-	-	-	-	-	-	-	-	-	-
Typhus and other rickettsial diseases (100-108)	-	-	-	-	-	-	-	-	-	-	-	-	-	-	-
Malaria (110-117)	-	-	-	-	-	-	-	-	-	-	-	-	-	-	-
All other diseases classified as infective and parasitic (030-039, 041, 042, 044, 049, 052-054, 059-074, 081-083, 086-096, 120-138)	1	2.5	1	-	-	3	16.6	1	-	2	-	-	-	-	-
Malignant neoplasms, including neoplasms of lymphatic and hematopoietic tissues (140-205)	81	199.7	70	8	3	29	160.2	25	-	4	28	192.8	26	1	1
Benign and unspecified neoplasms (210-239)	1	2.5	1	-	-	-	-	-	-	-	-	-	-	-	-
Diabetes mellitus (260)	6	14.8	6	-	-	7	38.7	4	-	3	10	68.8	6	4	-
Anemias (290-293)	1	2.5	1	-	-	-	-	-	-	-	1	6.9	1	-	-
Vascular lesions affecting central nervous system (330-334)	68	167.6	57	10	1	22	121.5	19	3	-	18	123.9	13	4	1
Nonmeningococcal meningitis (340)	-	-	-	-	-	1	5.5	-	-	1	-	-	-	-	-
Rheumatic fever (400-402)	-	-	-	-	-	-	-	-	-	-	-	-	-	-	-
Chronic rheumatic heart disease (410-416)	3	7.4	2	-	1	-	-	-	-	-	-	-	-	-	-
Arteriosclerotic and degenerative heart disease (420-422)	150	369.7	140	9	1	51	281.7	40	1	10	87	599.0	73	13	1
Other diseases of heart (430-434)	17	41.9	11	5	1	1	5.5	1	-	-	12	82.6	9	3	-
Hypertension with heart disease (440-443)	10	24.6	8	1	1	2	11.0	2	-	-	11	75.7	7	4	-
Hypertension without mention of heart (444-447)	-	-	-	-	-	5	27.6	5	-	-	1	6.9	-	1	-
Influenza (480-483)	-	-	-	-	-	-	-	-	-	-	-	-	-	-	-
Pneumonia (490-493)	23	56.7	20	3	-	5	27.6	5	-	-	5	34.4	5	-	-
Bronchitis (500-502)	-	-	-	-	-	-	-	-	-	-	-	-	-	-	-
Ulcer of stomach and duodenum (540, 541)	3	7.4	3	-	-	3	16.6	3	-	-	1	6.9	-	-	1
Appendicitis (550-553)	-	-	-	-	-	-	-	-	-	-	-	-	-	-	-
Intestinal obstruction and hernia (560, 561, 570)	5	12.3	3	1	1	2	11.0	1	-	1	2	13.8	1	-	1
Gastritis, duodenitis, enteritis and colitis, except diarrhea of the newborn (543, 571, 572)	2	4.9	1	-	1	-	-	-	-	-	4	27.5	3	1	-
Cirrhosis of liver (581)	3	7.4	3	-	-	2	11.0	2	-	-	1	6.9	-	1	-
Nephritis and nephrosis (590-594)	8	19.7	6	2	-	-	-	-	-	-	4	27.5	4	-	-
Hyperplasia of prostate (610)	3	7.4	3	-	-	-	-	-	-	-	1	6.9	1	-	-
Complications of pregnancy, childbirth and the puerperium (640-689)++	1	14.5	1	-	-	-	-	-	-	-	-	-	-	-	-
Congenital malformations (750-759)	2	4.9	2	-	-	3	16.0	1	-	2	1	6.9	-	1	-
Birth injuries, postnatal asphyxia and atelectasis (760-762)	4	9.9	3	1	-	2	11.0	2	-	-	1	6.9	1	-	-
Infections of the newborn (763-768)	-	-	-	-	-	-	-	-	-	-	1	6.9	-	1	-
Other diseases peculiar to early infancy and immaturity unqualified (769-776)	6	14.8	5	1	-	3	16.6	2	-	1	2	13.8	1	1	-
Senility without mention of psychosis, ill-defined and unknown causes (780-795)	11	27.1	9	2	-	5	27.6	5	-	-	7	48.2	6	-	1
All other diseases (Residual)	41	101.1	34	6	1	13	71.8	11	-	2	20	137.7	15	5	-
Motor-vehicle accidents (E810-E835)	31	76.4	29	1	1	11	60.8	10	-	1	7	48.2	5	2	-
All other accidents (E800-E802, E840-E962)	19	46.8	13	6	-	5	27.6	3	-	2	9	62.0	7	2	-
Suicide and self-inflicted injury (E963, E970-E979)	3	7.4	3	-	-	1	5.5	1	-	-	3	20.7	3	-	-
Homicide and operations of war (E964, E965, E980-E999)	5	12.3	2	3	-	3	16.6	2	-	1	1	6.9	1	-	-

TABLE V. RESIDENT BIRTHS, DEATHS, AND DEATHS BY IMPORTANT CAUSES, NUMBER AND RATE BY COUNTY, AND NUMBER BY COUNTY AND RACE, OKLAHOMA, 1964

	CIMARRON					CLEVELAND					COAL				
	Total		Race			Total		Race			Total		Race		
Estimated Population, July 1, 1964	4,668		Wh.	Neg.	Ind.	53,524		Wh.	Neg.	Ind.	4,895		Wh.	Neg.	Ind.
	No.	Rate	No.	No.	No.	No.	Rate	No.	No.	No.	No.	Rate	No.	No.	No.
Live births*	70	15.0	69	-	1	1290	24.1	1262	4	24	77	15.7	66	-	11
Physician in hospital	70	...	69	-	1	1283	...	1255	4	24	77	...	66	-	11
Physician not in hospital	-	...	-	-	-	1	...	1	-	-	-	...	-	-	-
Midwife, other, or unknown	-	...	-	-	-	6	...	6	-	-	-	...	-	-	-
Stillbirths+	2	28.6	2	-	-	12	9.3	10	-	2	-	-	-	-	-
Physician in hospital	2	...	2	-	-	11	...	10	-	1	-	...	-	-	-
Physician not in hospital	-	...	-	-	-	1	...	-	-	1	-	...	-	-	-
Midwife, other, or unknown	-	...	-	-	-	-	...	-	-	-	-	...	-	-	-
Total deaths, all causes*	34	7.3	34	-	-	342	6.4	339	-	3	91	18.6	88	1	2
Deaths under 1 year+	1	14.3	1	-	-	17	13.2	17	-	-	3	39.0	3	-	-
Deaths under 1 month+	1	14.3	1	-	-	13	10.1	13	-	-	3	39.0	3	-	-
Tuberculosis of respiratory system (001-008)	-	-	-	-	-	2	3.7	2	-	-	1	20.4	1	-	-
Tuberculosis, other forms (010-019)	-	-	-	-	-	-	-	-	-	-	-	-	-	-	-
Syphilis and its sequelae (020-029)	-	-	-	-	-	-	-	-	-	-	-	-	-	-	-
Typhoid fever (040)	-	-	-	-	-	-	-	-	-	-	-	-	-	-	-
Dysentery, all forms (045-048)	-	-	-	-	-	-	-	-	-	-	-	-	-	-	-
Scarlet fever and streptococcal sore throat (050, 051)	-	-	-	-	-	-	-	-	-	-	-	-	-	-	-
Diphtheria (055)	-	-	-	-	-	-	-	-	-	-	-	-	-	-	-
Whooping cough (056)	-	-	-	-	-	-	-	-	-	-	-	-	-	-	-
Meningococcal infections (057)	-	-	-	-	-	-	-	-	-	-	-	-	-	-	-
Acute poliomyelitis (080)	-	-	-	-	-	-	-	-	-	-	-	-	-	-	-
Smallpox (084)	-	-	-	-	-	-	-	-	-	-	-	-	-	-	-
Measles (085)	-	-	-	-	-	-	-	-	-	-	-	-	-	-	-
Typhus and other rickettsial diseases (100-108)	-	-	-	-	-	-	-	-	-	-	-	-	-	-	-
Malaria (110-117)	-	-	-	-	-	-	-	-	-	-	-	-	-	-	-
All other diseases classified as infective and parasitic (030-039, 041, 042, 044, 049, 052-054, 059-074, 081-083, 086-096, 120-138)	-	-	-	-	-	2	3.7	2	-	-	-	-	-	-	-
Malignant neoplasms, including neoplasms of lymphatic and hematopoietic tissues (140-205)	5	107.1	5	-	-	47	87.8	47	-	-	12	245.1	12	-	-
Benign and unspecified neoplasms (210-239)	-	-	-	-	-	1	1.9	1	-	-	-	-	-	-	-
Diabetes mellitus (260)	-	-	-	-	-	3	5.6	3	-	-	3	61.3	3	-	-
Anemias (290-293)	-	-	-	-	-	2	3.7	2	-	-	-	-	-	-	-
Vascular lesions affecting central nervous system (330-334)	6	128.5	6	-	-	58	108.4	58	-	-	8	163.4	8	-	-
Nonmeningococcal meningitis (340)	-	-	-	-	-	-	-	-	-	-	-	-	-	-	-
Rheumatic fever (400-402)	-	-	-	-	-	-	-	-	-	-	-	-	-	-	-
Chronic rheumatic heart disease (410-416)	-	-	-	-	-	2	3.7	2	-	-	2	40.9	2	-	-
Arteriosclerotic and degenerative heart disease (420-422)	8	171.4	8	-	-	102	190.6	101	-	1	42	858.0	40	1	1
Other diseases of heart (430-434)	1	21.4	1	-	-	10	18.7	10	-	-	-	-	-	-	-
Hypertension with heart disease (440-443)	-	-	-	-	-	1	1.9	1	-	-	2	40.9	2	-	-
Hypertension without mention of heart (444-447)	-	-	-	-	-	-	-	-	-	-	-	-	-	-	-
Influenza (480-483)	-	-	-	-	-	-	-	-	-	-	-	-	-	-	-
Pneumonia (490-493)	1	21.4	1	-	-	5	9.3	5	-	-	3	61.3	3	-	-
Bronchitis (500-502)	-	-	-	-	-	-	-	-	-	-	-	-	-	-	-
Ulcer of stomach and duodenum (540, 541)	-	-	-	-	-	3	5.6	3	-	-	1	20.4	1	-	-
Appendicitis (550-553)	-	-	-	-	-	-	-	-	-	-	-	-	-	-	-
Intestinal obstruction and hernia (560, 561, 570)	-	-	-	-	-	5	9.3	5	-	-	-	-	-	-	-
Gastritis, duodenitis, enteritis and colitis, except diarrhea of the newborn (543, 571, 572)	-	-	-	-	-	-	-	-	-	-	-	-	-	-	-
Cirrhosis of liver (581)	1	21.4	1	-	-	1	1.9	1	-	-	-	-	-	-	-
Nephritis and nephrosis (590-594)	-	-	-	-	-	2	3.7	2	-	-	1	20.4	1	-	-
Hyperplasia of prostate (610)	-	-	-	-	-	1	1.9	-	-	1	-	-	-	-	-
Complications of pregnancy, childbirth and the puerperium (640-689)++	-	-	-	-	-	-	-	-	-	-	-	-	-	-	-
Congenital malformations (750-759)	1	21.4	1	-	-	7	13.1	7	-	-	1	20.4	1	-	-
Birth injuries, postnatal asphyxia and atelectasis (760-762)	-	-	-	-	-	4	7.5	4	-	-	1	20.4	1	-	-
Infections of the newborn (763-768)	-	-	-	-	-	-	-	-	-	-	1	20.4	1	-	-
Other diseases peculiar to early infancy and immaturity unqualified (769-776)	1	21.4	1	-	-	6	11.2	6	-	-	-	-	-	-	-
Senility without mention of psychosis, ill-defined and unknown causes (780-795)	-	-	-	-	-	8	14.9	8	-	-	-	-	-	-	-
All other diseases (Residual)	5	107.1	5	-	-	36	67.3	35	-	1	8	163.4	7	-	1
Motor-vehicle accidents (E810-E835)	1	21.4	1	-	-	17	31.8	17	-	-	1	20.4	1	-	-
All other accidents (E800-E802, E840-E962)	4	85.7	4	-	-	12	22.4	12	-	-	3	61.3	3	-	-
Suicide and self-inflicted injury (E963, E970-E979)	-	-	-	-	-	4	7.5	4	-	-	-	-	-	-	-
Homicide and operations of war (E964, E965, E980-E999)	-	-	-	-	-	1	1.9	1	-	-	1	20.4	1	-	-

TABLE V. RESIDENT BIRTHS, DEATHS, AND DEATHS BY IMPORTANT CAUSES, NUMBER AND RATE BY COUNTY, AND NUMBER BY COUNTY AND RACE, OKLAHOMA, 1964

	COMANCHE					COTTON					CRAIG				
	Total		Race			Total		Race			Total		Race		
Estimated Population, July 1, 1964	103,403		Wh.	Neg.	Ind.	7,559		Wh.	Neg.	Ind.	16,135		Wh.	Neg.	Ind.
	No.	Rate	No.	No.	No.	No.	Rate	No.	No.	No.	No.	Rate	No.	No.	No.
Live births*	2,908	28.1	2,446	336	126	110	14.6	95	3	12	232	14.4	209	14	9
Physician in hospital	2,898	...	2,439	333	126	108	...	94	2	12	230	...	208	13	9
Physician not in hospital	7	...	7	-	-	1	...	1	-	-	2	...	1	1	-
Midwife, other, or unknown	3	...	-	3	-	1	...	-	1	-	-	...	-	-	-
Stillbirths+	38	13.1	31	4	3	1	9.1	1	-	-	3	12.9	1	2	-
Physician in hospital	37	...	30	4	3	1	...	1	-	-	3	...	1	2	-
Physician not in hospital	1	...	1	-	-	-	...	-	-	-	-	...	-	-	-
Midwife, other, or unknown	-	...	-	-	-	-	...	-	-	-	-	...	-	-	-
Total deaths, all causes*	572	5.5	480	65	27	99	13.1	96	1	2	197	12.2	189	5	3
Deaths under 1 year+	62	21.3	48	10	4	3	27.3	3	-	-	9	38.8	8	1	-
Deaths under 1 month+	44	15.1	33	9	2	2	18.2	2	-	-	5	21.6	5	-	-
Tuberculosis of respiratory system (001-008)	2	1.9	1	-	1	-	-	-	-	-	2	12.4	2	-	-
Tuberculosis, other forms (010-019)	-	-	-	-	-	-	-	-	-	-	-	-	-	-	-
Syphilis and its sequelae (020-029)	4	3.9	2	1	1	-	-	-	-	-	-	-	-	-	-
Typhoid fever (040)	-	-	-	-	-	-	-	-	-	-	-	-	-	-	-
Dysentery, all forms (045-048)	-	-	-	-	-	-	-	-	-	-	-	-	-	-	-
Scarlet fever and streptococcal sore throat (050, 051)	-	-	-	-	-	-	-	-	-	-	-	-	-	-	-
Diphtheria (055)	-	-	-	-	-	-	-	-	-	-	-	-	-	-	-
Whooping cough (056)	-	-	-	-	-	-	-	-	-	-	-	-	-	-	-
Meningococcal infections (057)	-	-	-	-	-	1	13.2	1	-	-	-	-	-	-	-
Acute poliomyelitis (080)	-	-	-	-	-	-	-	-	-	-	-	-	-	-	-
Smallpox (084)	-	-	-	-	-	-	-	-	-	-	-	-	-	-	-
Measles (085)	-	-	-	-	-	-	-	-	-	-	-	-	-	-	-
Typhus and other rickettsial diseases (100-108)	1	1.0	1	-	-	-	-	-	-	-	-	-	-	-	-
Malaria (110-117)	-	-	-	-	-	-	-	-	-	-	-	-	-	-	-
All other diseases classified as infective and parasitic (030-039, 041, 042, 044, 049, 052-054, 059-074, 081-083, 086-096, 120-138)	3	2.9	3	-	-	1	13.2	1	-	-	2	12.4	2	-	-
Malignant neoplasms, including neoplasms of lymphatic and hematopoietic tissues (140-205)	100	96.7	83	8	9	14	185.2	14	-	-	26	161.1	25	-	1
Benign and unspecified neoplasms (210-239)	1	1.0	1	-	-	-	-	-	-	-	1	6.2	1	-	-
Diabetes mellitus (260)	11	10.6	9	1	1	1	13.2	1	-	-	2	12.4	2	-	-
Anemias (290-293)	1	1.0	1	-	-	-	-	-	-	-	-	-	-	-	-
Vascular lesions affecting central nervous system (330-334)	61	59.0	52	7	2	9	119.1	9	-	-	43	266.5	41	1	1
Nonmeningococcal meningitis (340)	2	1.9	2	-	-	-	-	-	-	-	-	-	-	-	-
Rheumatic fever (400-402)	1	1.0	1	-	-	-	-	-	-	-	-	-	-	-	-
Chronic rheumatic heart disease (410-416)	4	3.9	4	-	-	-	-	-	-	-	1	6.2	1	-	-
Arteriosclerotic and degenerative heart disease (420-422)	147	142.2	134	8	5	40	529.2	39	-	1	58	359.5	55	2	1
Other diseases of heart (430-434)	9	8.7	7	2	-	2	26.5	2	-	-	6	37.2	6	-	-
Hypertension with heart disease (440-443)	15	14.5	12	3	-	3	39.7	3	-	-	1	6.2	1	-	-
Hypertension without mention of heart (444-447)	1	1.0	-	1	-	-	-	-	-	-	1	6.2	1	-	-
Influenza (480-483)	-	-	-	-	-	-	-	-	-	-	-	-	-	-	-
Pneumonia (490-493)	13	12.6	10	3	-	3	39.7	3	-	-	15	93.0	14	1	-
Bronchitis (500-502)	4	3.9	4	-	-	-	-	-	-	-	-	-	-	-	-
Ulcer of stomach and duodenum (540, 541)	3	2.9	3	-	-	-	-	-	-	-	1	6.2	1	-	-
Appendicitis (550-553)	2	1.9	1	1	-	-	-	-	-	-	-	-	-	-	-
Intestinal obstruction and hernia (560, 561, 570)	3	2.9	3	-	-	1	13.2	1	-	-	2	12.4	1	1	-
Gastritis, duodenitis, enteritis and colitis, except diarrhea of the newborn (543, 571, 572)	2	1.9	2	-	-	-	-	-	-	-	2	12.4	2	-	-
Cirrhosis of liver (581)	5	4.8	4	-	1	1	13.2	1	-	-	-	-	-	-	-
Nephritis and nephrosis (590-594)	6	5.8	4	1	1	2	26.5	1	1	-	-	-	-	-	-
Hyperplasia of prostate (610)	3	2.9	3	-	-	-	-	-	-	-	3	18.6	3	-	-
Complications of pregnancy, childbirth and the puerperium (640-689)++	-	-	-	-	-	-	-	-	-	-	-	-	-	-	-
Congenital malformations (750-759)	14	13.5	13	1	-	1	13.2	1	-	-	1	6.2	1	-	-
Birth injuries, postnatal asphyxia and atelectasis (760-762)	14	13.5	13	1	-	1	13.2	1	-	-	4	24.8	4	-	-
Infections of the newborn (763-768)	3	2.9	1	1	1	-	-	-	-	-	-	-	-	-	-
Other diseases peculiar to early infancy and immaturity unqualified (769-776)	23	22.2	16	5	2	1	13.2	1	-	-	1	6.2	1	-	-
Senility without mention of psychosis, ill-defined and unknown causes (780-795)	19	18.4	16	2	1	2	26.5	2	-	-	2	12.4	2	-	-
All other diseases (Residual)	33	31.9	26	5	2	9	119.1	8	-	1	14	86.8	14	-	-
Motor-vehicle accidents (E810-E835)	25	24.2	22	3	-	6	79.4	6	-	-	1	6.2	1	-	-
All other accidents (E800-E802, E840-E962)	26	25.1	19	7	-	1	13.2	1	-	-	6	37.2	6	-	-
Suicide and self-inflicted injury (E963, E970-E979)	6	5.8	5	1	-	-	-	-	-	-	2	12.4	2	-	-
Homicide and operations of war (E964, E965, E980-E999)	5	4.8	2	3	-	-	-	-	-	-	-	-	-	-	-

TABLE V. RESIDENT BIRTHS, DEATHS, AND DEATHS BY IMPORTANT CAUSES, NUMBER AND RATE BY COUNTY, AND NUMBER BY COUNTY AND RACE, OKLAHOMA, 1964

	CREEK					CUSTER					DELAWARE				
	Total		Race			Total		Race			Total		Race		
Estimated Population, July 1, 1964	40,822		Wh.	Neg.	Ind.	22,219		Wh.	Neg.	Ind.	13,236		Wh.	Neg.	Ind.
	No.	Rate	No.	No.	No.	No.	Rate	No.	No.	No.	No.	Rate	No.	No.	No.
Live births*	710	17.4	620	51	39	435	19.6	362	38	35	230	17.4	135	-	95
Physician in hospital	697	...	614	44	39	435	...	362	38	35	228	...	133	-	95
Physician not in hospital	7	...	2	5	-	-	...	-	-	-	2	...	2	-	-
Midwife, other, or unknown	6	...	4	2	-	-	...	-	-	-	-	...	-	-	-
Stillbirths+	13	18.3	10	3	-	3	6.9	2	-	1	4	17.4	3	-	1
Physician in hospital	12	...	10	2	-	3	...	2	-	1	4	...	3	-	1
Physician not in hospital	1	...	-	1	-	-	...	-	-	-	-	...	-	-	-
Midwife, other, or unknown	-	...	-	-	-	-	...	-	-	-	-	...	-	-	-
Total deaths, all causes*	484	11.9	422	49	13	248	11.2	226	9	13	176	13.3	158	-	18
Deaths under 1 year+	17	23.9	13	4	4	16	36.8	13	1	2	6	26.1	1	-	5
Deaths under 1 month+	13	18.3	9	4	-	11	25.3	10	-	1	6	26.1	1	-	5
Tuberculosis of respiratory system (001-008)	3	7.3	2	1	-	-	-	-	-	-	1	7.6	-	-	1
Tuberculosis, other forms (010-019)	-	-	-	-	-	-	-	-	-	-	-	-	-	-	-
Syphilis and its sequelae (020-029)	-	-	-	-	-	-	-	-	-	-	2	15.1	2	-	-
Typhoid fever (040)	-	-	-	-	-	-	-	-	-	-	-	-	-	-	-
Dysentery, all forms (045-048)	-	-	-	-	-	-	-	-	-	-	-	-	-	-	-
Scarlet fever and streptococcal sore throat (050, 051)	-	-	-	-	-	-	-	-	-	-	-	-	-	-	-
Diphtheria (055)	-	-	-	-	-	-	-	-	-	-	-	-	-	-	-
Whooping cough (056)	-	-	-	-	-	-	-	-	-	-	-	-	-	-	-
Meningococcal infections (057)	-	-	-	-	-	-	-	-	-	-	-	-	-	-	-
Acute poliomyelitis (080)	-	-	-	-	-	-	-	-	-	-	-	-	-	-	-
Smallpox (084)	-	-	-	-	-	-	-	-	-	-	-	-	-	-	-
Measles (085)	-	-	-	-	-	-	-	-	-	-	-	-	-	-	-
Typhus and other rickettsial diseases (100-108)	-	-	-	-	-	-	-	-	-	-	-	-	-	-	-
Malaria (110-117)	-	-	-	-	-	-	-	-	-	-	-	-	-	-	-
All other diseases classified as infective and parasitic (030-039, 041, 042, 044, 049, 052-054, 059-074, 081-083, 086-096, 120-138)	2	4.9	2	-	-	1	4.5	-	1	-	-	-	-	-	-
Malignant neoplasms, including neoplasms of lymphatic and hematopoietic tissues (140-205)	79	193.5	73	3	3	44	198.0	43	1	-	22	166.2	22	-	-
Benign and unspecified neoplasms (210-239)	4	9.8	3	-	1	-	-	-	-	-	1	7.6	1	-	-
Diabetes mellitus (260)	9	22.0	7	2	-	5	22.5	5	-	-	2	15.1	2	-	-
Anemias (290-293)	2	4.9	2	-	-	3	13.5	3	-	-	-	-	-	-	-
Vascular lesions affecting central nervous system (330-334)	66	161.7	59	7	-	21	94.5	20	-	1	26	196.4	22	-	4
Nonmeningococcal meningitis (340)	1	2.4	1	-	-	-	-	-	-	-	-	-	-	-	-
Rheumatic fever (400-402)	-	-	-	-	-	-	-	-	-	-	-	-	-	-	-
Chronic rheumatic heart disease (410-416)	2	4.9	1	1	-	1	4.5	1	-	-	-	-	-	-	-
Arteriosclerotic and degenerative heart disease (420-422)	144	352.8	131	12	1	80	360.1	73	4.	3	53	400.4	50	-	3
Other diseases of heart (430-434)	13	31.8	12	1	-	2	9.0	1	-	1	7	52.9	6	-	1
Hypertension with heart disease (440-443)	18	44.1	14	1	3	10	45.0	9	1	-	4	30.2	4	-	-
Hypertension without mention of heart (444-447)	1	2.4	-	1	-	2	9.0	2	-	-	2	15.1	2	-	-
Influenza (480-483)	1	2.4	1	-	-	-	-	-	-	-	-	-	-	-	-
Pneumonia (490-493)	17	41.6	17	-	-	6	27.0	5	-	1	9	68.0	8	-	1
Bronchitis (500-502)	1	2.4	1	-	-	-	-	-	-	-	-	-	-	-	-
Ulcer of stomach and duodenum (540, 541)	3	7.3	3	-	-	1	4.5	1	-	-	-	-	-	-	-
Appendicitis (550-553)	1	2.4	-	1	-	-	-	-	-	-	-	-	-	-	-
Intestinal obstruction and hernia (560, 561, 570)	8	19.6	6	2	-	1	4.5	1	-	-	1	7.6	1	-	-
Gastritis, duodenitis, enteritis and colitis, except diarrhea of the newborn (543, 571, 572)	1	2.4	1	-	-	4	18.0	3	-	1	-	-	-	-	-
Cirrhosis of liver (581)	2	4.9	2	-	-	6	27.0	4	-	2	2	15.1	2	-	-
Nephritis and nephrosis (590-594)	11	26.9	7	4	-	1	4.5	1	-	-	-	-	-	-	-
Hyperplasia of prostate (610)	-	-	-	-	-	-	-	-	-	-	1	7.6	1	-	-
Complications of pregnancy, childbirth and the puerperium (640-689)++	1	14.1	1	-	-	-	-	-	-	-	1	43.5	1	-	-
Congenital malformations (750-759)	3	7.3	3	-	-	6	27.0	4	1	1	1	7.6	1	-	-
Birth injuries, postnatal asphyxia and atelectasis (760-762)	1	2.4	1	-	-	4	18.0	4	-	-	1	7.6	-	-	1
Infections of the newborn (763-768)	-	-	-	-	-	-	-	-	-	-	1	7.6	-	-	1
Other diseases peculiar to early infancy and immaturity unqualified (769-776)	9	22.0	6	3	-	4	18.0	4	-	-	3	22.7	1	-	2
Senility without mention of psychosis, ill-defined and unknown causes (780-795)	7	17.1	6	-	1	4	18.0	4	-	-	5	37.8	5	-	-
All other diseases (Residual)	36	88.2	29	5	2	28	126.0	25	-	3	15	113.3	13	-	2
Motor-vehicle accidents (E810-E835)	10	24.5	10	-	-	3	13.5	3	-	-	9	68.0	9	-	-
All other accidents (E800-E802, E840-E962)	21	51.4	15	4	2	6	27.0	5	1	-	6	45.3	4	-	2
Suicide and self-inflicted injury (E963, E970-E979)	4	9.8	4	-	-	5	22.5	5	-	-	1	7.6	1	-	-
Homicide and operations of war (E964, E965, E980-E999)	3	7.3	2	1	-	-	-	-	-	-	-	-	-	-	-

TABLE V. RESIDENT BIRTHS, DEATHS, AND DEATHS BY IMPORTANT CAUSES, NUMBER AND RATE BY COUNTY, AND NUMBER BY COUNTY AND RACE, OKLAHOMA, 1964

	DEWEY					ELLIS					GARFIELD				
	Total		Race			Total		Race			Total		Race		
Estimated population, July 1, 1964	5,493		Wh.	Neg.	Ind.	5,047		Wh.	Neg.	Ind.	53,831		Wh.	Neg.	Ind.
	No.	Rate	No.	No.	No.	No.	Rate	No.	No.	No.	No.	Rate	No.	No.	No.
Live births*	79	14.4	75	-	4	75	14.9	75	-	-	1,154	21.4	1,090	56	8
Physician in hospital	66	...	62	-	4	73	...	73	-	-	1,146	...	1,082	56	8
Physician not in hospital	12	...	12	-	-	2	...	2	-	-	4	...	4	-	-
Midwife, other, or unknown	1	...	1	-	-	-	...	-	-	-	4	...	4	-	-
Stillbirths+	2	25.3	1	-	1	4	53.3	4	-	-	21	18.2	18	2	1
Physician in hospital	1	...	-	-	1	4	...	4	-	-	20	...	17	2	1
Physician not in hospital	1	...	1	-	-	-	...	-	-	-	1	...	1	-	-
Midwife, other, or unknown	-	...	-	-	-	-	...	-	-	-	-	...	-	-	-
Total deaths, all causes*	73	13.3	68	-	5	54	10.7	54	-	-	556	10.3	541	15	-
Deaths under 1 year+	1	12.7	-	-	1	1	13.3	1	-	-	24	20.8	23	1	-
Deaths under 1 month+	-	-	-	-	-	-	-	-	-	-	19	16.5	18	1	-
Tuberculosis of respiratory system (001-008)	-	-	-	-	-	-	-	-	-	-	1	1.9	1	-	-
Tuberculosis, other forms (010-019)	-	-	-	-	-	-	-	-	-	-	-	-	-	-	-
Syphilis and its sequelae (020-029)	-	-	-	-	-	-	-	-	-	-	2	3.7	2	-	-
Typhoid fever (040)	-	-	-	-	-	-	-	-	-	-	-	-	-	-	-
Dysentery, all forms (045-048)	-	-	-	-	-	-	-	-	-	-	-	-	-	-	-
Scarlet fever and streptococcal sore throat (050, 051)	-	-	-	-	-	-	-	-	-	-	-	-	-	-	-
Diphtheria (055)	-	-	-	-	-	-	-	-	-	-	-	-	-	-	-
Whooping cough (056)	-	-	-	-	-	-	-	-	-	-	-	-	-	-	-
Meningococcal infections (057)	-	-	-	-	-	-	-	-	-	-	1	1.9	1	-	-
Acute poliomyelitis (080)	-	-	-	-	-	-	-	-	-	-	-	-	-	-	-
Smallpox (084)	-	-	-	-	-	-	-	-	-	-	-	-	-	-	-
Measles (085)	-	-	-	-	-	-	-	-	-	-	-	-	-	-	-
Typhus and other rickettsial diseases (100-108)	-	-	-	-	-	-	-	-	-	-	-	-	-	-	-
Malaria (110-117)	-	-	-	-	-	-	-	-	-	-	-	-	-	-	-
All other diseases classified as infective and parasitic (030-039, 041, 042, 044, 049, 052-054, 059-074, 081-083, 086-096, 120-138)	-	-	-	-	-	-	-	-	-	-	-	-	-	-	-
Malignant neoplasms, including neoplasms of lymphatic and hematopoietic tissues (140-205)	11	200.3	11	-	-	11	218.0	11	-	-	91	169.0	86	5	-
Benign and unspecified neoplasms (210-239)	-	-	-	-	-	-	-	-	-	-	-	-	-	-	-
Diabetes mellitus (260)	1	18.2	1	-	-	1	19.8	1	-	-	4	7.4	4	-	-
Anemias (290-293)	-	-	-	-	-	-	-	-	-	-	2	3.7	1	1	-
Vascular lesions affecting central nervous system (330-334)	5	91.0	5	-	-	9	178.3	9	-	-	77	143.0	75	2	-
Nonmeningococcal meningitis (340)	-	-	-	-	-	-	-	-	-	-	-	-	-	-	-
Rheumatic fever (400-402)	-	-	-	-	-	-	-	-	-	-	-	-	-	-	-
Chronic rheumatic heart disease (410-416)	-	-	-	-	-	2	39.6	2	-	-	5	9.3	5	-	-
Arteriosclerotic and degenerative heart disease (420-422)	25	455.1	25	-	-	13	257.6	13	-	-	192	356.7	190	2	-
Other diseases of heart (430-434)	5	91.0	5	-	-	3	59.4	3	-	-	18	33.4	17	1	-
Hypertension with heart disease (440-443)	3	54.6	3	-	-	1	19.8	1	-	-	9	16.7	8	1	-
Hypertension without mention of heart (444-447)	1	18.2	1	-	-	1	19.8	1	-	-	2	3.7	2	-	-
Influenza (480-483)	-	-	-	-	-	-	-	-	-	-	-	-	-	-	-
Pneumonia (490-493)	5	91.0	3	-	2	3	59.4	3	-	-	15	27.9	15	-	-
Bronchitis (500-502)	-	-	-	-	-	-	-	-	-	-	-	-	-	-	-
Ulcer of stomach and duodenum (540, 541)	-	-	-	-	-	-	-	-	-	-	3	5.6	3	-	-
Appendicitis (550-553)	-	-	-	-	-	-	-	-	-	-	-	-	-	-	-
Intestinal obstruction and hernia (560, 561, 570)	-	-	-	-	-	-	-	-	-	-	4	7.4	4	-	-
Gastritis, duodenitis, enteritis and colitis, except diarrhea of the newborn (543, 571, 572)	-	-	-	-	-	1	19.8	1	-	-	2	3.7	2	-	-
Cirrhosis of liver (581)	-	-	-	-	-	-	-	-	-	-	3	5.6	3	-	-
Nephritis and nephrosis (590-594)	-	-	-	-	-	-	-	-	-	-	2	3.7	2	-	-
Hyperplasia of prostate (610)	-	-	-	-	-	1	19.8	1	-	-	2	3.7	2	-	-
Complications of pregnancy, childbirth and the puerperium (640-689)++	-	-	-	-	-	-	-	-	-	-	-	-	-	-	-
Congenital malformations (750-759)	-	-	-	-	-	1	19.8	1	-	-	4	7.4	3	1	-
Birth injuries, postnatal asphyxia and atelectasis (760-762)	-	-	-	-	-	-	-	-	-	-	4	7.4	4	-	-
Infections of the newborn (763-768)	-	-	-	-	-	-	-	-	-	-	2	3.7	2	-	-
Other diseases peculiar to early infancy and immaturity unqualified (769-776)	-	-	-	-	-	-	-	-	-	-	7	13.0	7	-	-
Senility without mention of psychosis, ill-defined and unknown causes (780-795)	2	36.4	2	-	-	2	39.6	2	-	-	12	22.3	12	-	-
All other diseases (Residual)	4	72.8	4	-	-	2	39.6	2	-	-	46	85.5	44	2	-
Motor-vehicle accidents (E810-E835)	7	127.4	4	-	3	2	39.6	2	-	-	15	27.9	15	-	-
All other accidents (E800-E802, E840-E962)	4	72.8	4	-	-	-	-	-	-	-	24	44.6	24	-	-
Suicide and self-inflicted injury (E963, E970-E979)	-	-	-	-	-	1	19.8	1	-	-	6	11.1	6	-	-
Homicide and operations of war (E964, E965, E980-E999)	-	-	-	-	-	-	-	-	-	-	1	1.9	1	-	-

TABLE V. RESIDENT BIRTHS, DEATHS, AND DEATHS BY IMPORTANT CAUSES, NUMBER AND RATE

BY COUNTY, AND NUMBER BY COUNTY AND RACE, OKLAHOMA, 1964

	GARVIN					GRADY					GRANT				
Estimated population, July 1, 1964	Total		Race			Total		Race			Total		Race		
	28,467		Wh.	Neg.	Ind.	28,780		Wh.	Neg.	Ind.	7,637		Wh.	Neg.	Ind.
	No.	Rate	No.	No.	No.	No.	Rate	No.	No.	No.	No.	Rate	No.	No.	No.
Live births*	429	15.1	396	18	15	507	17.6	457	45	5	86	11.3	86	-	-
Physician in hospital	424	...	393	17	14	501	...	453	43	5	85	...	85	-	-
Physician not in hospital	4	...	2	1	1	3	...	2	1	-	1	...	1	-	-
Midwife, other, or unknown	1	...	1	-	-	3	...	2	1	-	-	...	-	-	-
Stillbirths+	5	11.7	5	-	-	10	19.7	8	2	-	1	11.6	1	-	-
Physician in hospital	5	...	5	-	-	8	...	7	1	-	1	...	1	-	-
Physician not in hospital	-	...	-	-	-	2	...	1	1	-	-	...	-	-	-
Midwife, other, or unknown	-	...	-	-	-	-	...	-	-	-	-	...	-	-	-
Total deaths, all causes*	288	10.1	273	14	1	371	12.9	341	29	1	98	12.8	98	-	-
Deaths under 1 year+	11	25.6	11	-	-	8	15.8	4	4	-	1	11.6	1	-	-
Deaths under 1 month+	10	23.3	10	-	-	5	9.9	2	3	-	1	11.6	1	-	-
Tuberculosis of respiratory system (001-008)	-	-	-	-	-	3	10.4	3	-	-	-	-	-	-	-
Tuberculosis, other forms (010-019)	-	-	-	-	-	-	-	-	-	-	-	-	-	-	-
Syphilis and its sequelae (020-029)	-	-	-	-	-	3	10.4	3	-	-	-	-	-	-	-
Typhoid fever (040)	-	-	-	-	-	-	-	-	-	-	-	-	-	-	-
Dysentery, all forms (045-048)	-	-	-	-	-	-	-	-	-	-	-	-	-	-	-
Scarlet fever and streptococcal sore throat (050, 051)	-	-	-	-	-	-	-	-	-	-	-	-	-	-	-
Diphtheria (055)	-	-	-	-	-	-	-	-	-	-	-	-	-	-	-
Whooping cough (056)	-	-	-	-	-	-	-	-	-	-	-	-	-	-	-
Meningococcal infections (057)	-	-	-	-	-	-	-	-	-	-	-	-	-	-	-
Acute poliomyelitis (080)	-	-	-	-	-	-	-	-	-	-	-	-	-	-	-
Smallpox (084)	-	-	-	-	-	-	-	-	-	-	-	-	-	-	-
Measles (085)	1	3.5	1	-	-	-	-	-	-	-	-	-	-	-	-
Typhus and other rickettsial diseases (100-108)	-	-	-	-	-	-	-	-	-	-	-	-	-	-	-
Malaria (110-117)	-	-	-	-	-	-	-	-	-	-	-	-	-	-	-
All other diseases classified as infective and parasitic (030-039, 041, 042, 044, 049, 052-054, 059-074, 081-083, 086-096, 120-138)	1	3.5	1	-	-	-	-	-	-	-	-	-	-	-	-
Malignant neoplasms, including neoplasms of lymphatic and hematopoietic tissues (140-205)	43	151.1	41	2	-	56	194.6	55	1	-	27	353.5	27	-	-
Benign and unspecified neoplasms (210-239)	-	-	-	-	-	-	-	-	-	-	1	13.1	1	-	-
Diabetes mellitus (260)	3	10.5	3	-	-	5	17.4	4	1	-	3	39.3	3	-	-
Anemias (290-293)	1	3.5	1	-	-	-	-	-	-	-	-	-	-	-	-
Vascular lesions affecting central nervous system (330-334)	36	126.5	33	2	1	61	212.0	54	7	-	6	78.6	6	-	-
Nonmeningococcal meningitis (340)	-	-	-	-	-	1	3.5	1	-	-	-	-	-	-	-
Rheumatic fever (400-402)	-	-	-	-	-	-	-	-	-	-	-	-	-	-	-
Chronic rheumatic heart disease (410-416)	3	10.5	3	-	-	2	6.9	2	-	-	-	-	-	-	-
Arteriosclerotic and degenerative heart disease (420-422)	85	298.6	81	4	-	117	406.5	110	7	-	23	301.2	23	-	-
Other diseases of heart (430-434)	7	24.6	6	1	-	6	20.8	5	1	-	4	52.4	4	-	-
Hypertension with heart disease (440-443)	15	52.7	13	2	-	9	31.3	9	-	-	2	26.2	2	-	-
Hypertension without mention of heart (444-447)	3	10.5	3	-	-	7	24.3	7	-	-	2	26.2	2	-	-
Influenza (480-483)	-	-	-	-	-	-	-	-	-	-	-	-	-	-	-
Pneumonia (490-493)	6	21.1	6	-	-	11	38.2	10	1	-	2	26.2	2	-	-
Bronchitis (500-502)	-	-	-	-	-	1	3.5	1	-	-	1	13.1	1	-	-
Ulcer of stomach and duodenum (540, 541)	2	7.0	1	1	-	1	3.5	1	-	-	-	-	-	-	-
Appendicitis (550-553)	-	-	-	-	-	1	3.5	1	-	-	-	-	-	-	-
Intestinal obstruction and hernia (560, 561, 570)	-	-	-	-	-	3	10.4	3	-	-	-	-	-	-	-
Gastritis, duodenitis, enteritis and colitis, except diarrhea of the newborn (543, 571, 572)	1	3.5	1	-	-	1	3.5	1	-	-	-	-	-	-	-
Cirrhosis of liver (581)	3	10.5	3	-	-	5	17.4	4	1	-	2	26.2	2	-	-
Nephritis and nephrosis (590-594)	3	10.5	3	-	-	1	3.5	1	-	-	-	-	-	-	-
Hyperplasia of prostate (610)	3	10.5	3	-	-	3	10.4	3	-	-	-	-	-	-	-
Complications of pregnancy, childbirth and the puerperium (640-689)++	-	-	-	-	-	1	19.7	-	1	-	-	-	-	-	-
Congenital malformations (750-759)	4	14.1	3	1	-	2	6.9	1	1	-	-	-	-	-	-
Birth injuries, postnatal asphyxia and atelectasis (760-762)	3	10.5	3	-	-	2	6.9	-	2	-	1	13.1	1	-	-
Infections of the newborn (763-768)	1	3.5	1	-	-	-	-	-	-	-	-	-	-	-	-
Other diseases peculiar to early infancy and immaturity unqualified (769-776)	3	10.5	3	-	-	-	-	-	-	-	-	-	-	-	-
Senility without mention of psychosis, ill-defined and unknown causes (780-795)	2	7.0	2	-	-	6	20.8	6	-	-	1	13.1	1	-	-
All other diseases (Residual)	36	126.5	35	1	-	36	125.1	33	3	-	15	196.4	15	-	-
Motor-vehicle accidents (E810-E835)	13	45.7	13	-	-	7	24.3	6	1	-	2	26.2	2	-	-
All other accidents (E800-E802, E840-E962)	10	35.1	10	-	-	17	59.1	14	2	1	5	65.5	5	-	-
Suicide and self-inflicted injury (E963, E970-E979)	-	-	-	-	-	2	6.9	2	-	-	1	13.1	1	-	-
Homicide and operations of war (E964, E965, E980-E999)	-	-	-	-	-	1	3.5	1	-	-	1	13.1	1	-	-

TABLE V. RESIDENT BIRTHS, DEATHS, AND DEATHS BY IMPORTANT CAUSES, NUMBER AND RATE

BY COUNTY, AND NUMBER BY COUNTY AND RACE, OKLAHOMA, 1964

	GREER					HARMON					HARPER				
Estimated population, July 1, 1964	Total		Race			Total		Race			Total		Race		
	8,281		Wh.	Neg.	Ind.	5,418		Wh.	Neg.	Ind.	6,250		Wh.	Neg.	Ind.
	No.	Rate	No.	No.	No.	No.	Rate	No.	No.	No.	No.	Rate	No.	No.	No.
Live births*	129	15.6	117	10	2	97	17.9	79	16	2	84	13.4	84	-	-
Physician in hospital	129	...	117	10	2	93	...	75	16	2	84	...	84	-	-
Physician not in hospital	-	...	-	-	-	1	...	1	-	-	-	...	-	-	-
Midwife, other, or unknown	-	...	-	-	-	3	...	3	-	-	-	...	-	-	-
Stillbirths+	4	31.0	4	-	-	1	10.3	1	-	-	1	11.9	1	-	-
Physician in hospital	4	...	4	-	-	1	...	1	-	-	1	...	1	-	-
Physician not in hospital	-	...	-	-	-	-	...	-	-	-	-	...	-	-	-
Midwife, other, or unknown	-	...	-	-	-	-	...	-	-	-	-	...	-	-	-
Total deaths, all causes*	142	17.1	139	3	-	70	12.9	65	5	-	40	6.4	40	-	-
Deaths under 1 year+	7	54.3	7	-	-	2	20.6	2	-	-	2	23.8	2	-	-
Deaths under 1 month+	7	54.3	7	-	-	1	10.3	1	-	-	2	23.8	2	-	-
Tuberculosis of respiratory system (001-008)	1	12.1	1	-	-	-	-	-	-	-	-	-	-	-	-
Tuberculosis, other forms (010-019)	-	-	-	-	-	-	-	-	-	-	-	-	-	-	-
Syphilis and its sequelae (020-029)	-	-	-	-	-	-	-	-	-	-	-	-	-	-	-
Typhoid fever (040)	-	-	-	-	-	-	-	-	-	-	-	-	-	-	-
Dysentery, all forms (045-048)	-	-	-	-	-	-	-	-	-	-	-	-	-	-	-
Scarlet fever and streptococcal sore throat (050, 051)	-	-	-	-	-	-	-	-	-	-	-	-	-	-	-
Diphtheria (055)	-	-	-	-	-	-	-	-	-	-	-	-	-	-	-
Whooping cough (056)	-	-	-	-	-	-	-	-	-	-	-	-	-	-	-
Meningococcal infections (057)	-	-	-	-	-	-	-	-	-	-	-	-	-	-	-
Acute poliomyelitis (080)	-	-	-	-	-	-	-	-	-	-	-	-	-	-	-
Smallpox (084)	-	-	-	-	-	-	-	-	-	-	-	-	-	-	-
Measles (085)	-	-	-	-	-	-	-	-	-	-	-	-	-	-	-
Typhus and other rickettsial diseases (100-108)	-	-	-	-	-	-	-	-	-	-	-	-	-	-	-
Malaria (110-117)	-	-	-	-	-	-	-	-	-	-	-	-	-	-	-
All other diseases classified as infective and parasitic (030-039, 041, 042, 044, 049, 052-054, 059-074, 081-083, 086-096, 120-138)	-	-	-	-	-	-	-	-	-	-	-	-	-	-	-
Malignant neoplasms, including neoplasms of lymphatic and hematopoietic tissues (140-205)	28	338.1	28	-	-	10	184.6	8	2	-	5	80.0	5	-	-
Benign and unspecified neoplasms (210-239)	1	12.1	1	-	-	-	-	-	-	-	-	-	-	-	-
Diabetes mellitus (260)	5	60.4	5	-	-	-	-	-	-	-	1	16.0	1	-	-
Anemias (290-293)	1	12.1	1	-	-	-	-	-	-	-	-	-	-	-	-
Vascular lesions affecting central nervous system (330-334)	21	253.6	21	-	-	8	147.7	7	1	-	6	96.0	6	-	-
Nonmeningococcal meningitis (340)	-	-	-	-	-	-	-	-	-	-	-	-	-	-	-
Rheumatic fever (400-402)	-	-	-	-	-	-	-	-	-	-	-	-	-	-	-
Chronic rheumatic heart disease (410-416)	-	-	-	-	-	-	-	-	-	-	1	16.0	1	-	-
Arteriosclerotic and degenerative heart disease (420-422)	50	603.8	49	1	-	25	461.4	24	1	-	14	224.0	14	-	-
Other diseases of heart (430-434)	2	24.2	2	-	-	4	73.8	3	1	-	-	-	-	-	-
Hypertension with heart disease (440-443)	2	24.2	1	1	-	1	18.5	1	-	-	-	-	-	-	-
Hypertension without mention of heart (444-447)	1	12.1	1	-	-	1	18.5	1	-	-	2	32.0	2	-	-
Influenza (480-483)	-	-	-	-	-	-	-	-	-	-	-	-	-	-	-
Pneumonia (490-493)	-	-	-	-	-	2	36.9	2	-	-	-	-	-	-	-
Bronchitis (500-502)	-	-	-	-	-	-	-	-	-	-	-	-	-	-	-
Ulcer of stomach and duodenum (540, 541)	-	-	-	-	-	-	-	-	-	-	-	-	-	-	-
Appendicitis (550-553)	-	-	-	-	-	1	18.5	1	-	-	-	-	-	-	-
Intestinal obstruction and hernia (560, 561, 570)	3	36.2	3	-	-	-	-	-	-	-	-	-	-	-	-
Gastritis, duodenitis, enteritis and colitis, except diarrhea of the newborn (543, 571, 572)	-	-	-	-	-	1	18.5	1	-	-	-	-	-	-	-
Cirrhosis of liver (581)	-	-	-	-	-	-	-	-	-	-	-	-	-	-	-
Nephritis and nephrosis (590-594)	-	-	-	-	-	-	-	-	-	-	1	16.0	1	-	-
Hyperplasia of prostate (610)	-	-	-	-	-	-	-	-	-	-	-	-	-	-	-
Complications of pregnancy, childbirth and the puerperium (640-689)++	-	-	-	-	-	-	-	-	-	-	-	-	-	-	-
Congenital malformations (750-759)	-	-	-	-	-	1	18.5	1	-	-	-	-	-	-	-
Birth injuries, postnatal asphyxia and atelectasis (760-762)	-	-	-	-	-	-	-	-	-	-	1	16.0	1	-	-
Infections of the newborn (763-768)	-	-	-	-	-	-	-	-	-	-	-	-	-	-	-
Other diseases peculiar to early infancy and immaturity unqualified (769-776)	6	72.5	6	-	-	1	18.5	1	-	-	1	16.0	1	-	-
Senility without mention of psychosis, ill-defined and unknown causes (780-795)	2	24.2	2	-	-	1	18.5	1	-	-	1	16.0	1	-	-
All other diseases (Residual)	12	144.9	11	1	-	11	203.0	11	-	-	4	64.0	4	-	-
Motor-vehicle accidents (E810-E835)	3	36.2	3	-	-	1	18.5	1	-	-	2	32.0	2	-	-
All other accidents (E800-E802, E840-E962)	3	36.2	3	-	-	1	18.5	1	-	-	1	16.0	1	-	-
Suicide and self-inflicted injury (E963, E970-E979)	1	12.1	1	-	-	1	18.5	1	-	-	-	-	-	-	-
Homicide and operations of war (E964, E965, E980-E999)	-	-	-	-	-	-	-	-	-	-	-	-	-	-	-

TABLE V. RESIDENT BIRTHS, DEATHS, AND DEATHS BY IMPORTANT CAUSES, NUMBER AND RATE BY COUNTY, AND NUMBER BY COUNTY AND RACE, OKLAHOMA, 1964

	HASKELL					HUGHES					JACKSON				
	Total		Race			Total		Race			Total		Race		
Estimated population, July 1, 1964	8,362					13,729					36,559				
	No.	Rate	Wh. No.	Neg. No.	Ind. No.	No.	Rate	Wh. No.	Neg. No.	Ind. No.	No.	Rate	Wh. No.	Neg. No.	Ind. No.
Live births*	149	17.8	139	1	9	195	14.2	137	12	46	1,045	28.6	940	93	12
Physician in hospital	111	...	104	-	7	193	...	136	11	46	1,039	...	936	91	12
Physician not in hospital	37	...	35	-	2	-	...	-	-	-	3	...	2	1	-
Midwife, other, or unknown	1	...	-	1	-	2	...	1	1	-	3	...	2	1	-
Stillbirths+	6	40.3	6	-	-	1	5.1	1	-	-	11	10.5	8	3	-
Physician in hospital	4	...	4	-	-	1	...	1	-	-	11	...	8	3	-
Physician not in hospital	2	...	2	-	-	-	...	-	-	-	-	...	-	-	-
Midwife, other, or unknown	-	...	-	-	-	-	...	-	-	-	-	...	-	-	-
Total deaths, all causes*	113	13.5	109	-	4	232	16.9	191	13	28	236	6.5	215	21	-
Deaths under 1 year+	5	33.6	4	-	1	2	10.3	-	-	2	15	14.4	12	3	-
Deaths under 1 month+	3	20.1	3	-	-	2	10.3	-	-	2	11	10.5	8	3	-
Tuberculosis of respiratory system (001-008)	3	35.9	2	-	1	1	7.3	-	-	1	-	-	-	-	-
Tuberculosis, other forms (010-019)	1	12.0	1	-	-	-	-	-	-	-	-	-	-	-	-
Syphilis and its sequelae (020-029)	-	-	-	-	-	1	7.3	1	-	-	-	-	-	-	-
Typhoid fever (040)	-	-	-	-	-	-	-	-	-	-	-	-	-	-	-
Dysentery, all forms (045-048)	-	-	-	-	-	-	-	-	-	-	-	-	-	-	-
Scarlet fever and streptococcal sore throat (050, 051)	-	-	-	-	-	-	-	-	-	-	-	-	-	-	-
Diphtheria (055)	-	-	-	-	-	-	-	-	-	-	-	-	-	-	-
Whooping cough (056)	-	-	-	-	-	-	-	-	-	-	-	-	-	-	-
Meningococcal infections (057)	-	-	-	-	-	-	-	-	-	-	-	-	-	-	-
Acute poliomyelitis (080)	-	-	-	-	-	-	-	-	-	-	-	-	-	-	-
Smallpox (084)	-	-	-	-	-	-	-	-	-	-	-	-	-	-	-
Measles (085)	-	-	-	-	-	-	-	-	-	-	-	-	-	-	-
Typhus and other rickettsial diseases (100-108)	-	-	-	-	-	-	-	-	-	-	-	-	-	-	-
Malaria (110-117)	-	-	-	-	-	-	-	-	-	-	-	-	-	-	-
All other diseases classified as infective and parasitic (030-039, 041, 042, 044, 049, 052-054, 059-074, 081-083, 086-096, 120-138)	-	-	-	-	-	1	7.3	1	-	-	-	-	-	-	-
Malignant neoplasms, including neoplasms of lymphatic and hematopoietic tissues (140-205)	12	143.5	12	-	-	31	225.8	29	-	2	40	109.4	37	3	-
Benign and unspecified neoplasms (210-239)	-	-	-	-	-	-	-	-	-	-	-	-	-	-	-
Diabetes mellitus (260)	4	47.8	4	-	-	6	43.7	3	-	3	4	10.9	4	-	-
Anemias (290-293)	1	12.0	1	-	-	-	-	-	-	-	2	5.5	2	-	-
Vascular lesions affecting central nervous system (330-334)	13	155.5	12	-	1	37	269.5	25	6	6	28	76.6	27	1	-
Nonmeningococcal meningitis (340)	-	-	-	-	-	-	-	-	-	-	-	-	-	-	-
Rheumatic fever (400-402)	-	-	-	-	-	-	-	-	-	-	-	-	-	-	-
Chronic rheumatic heart disease (410-416)	1	12.0	1	-	-	-	-	-	-	-	-	-	-	-	-
Arteriosclerotic and degenerative heart disease (420-422)	39	466.4	39	-	-	101	735.7	92	4	5	67	183.3	63	4	-
Other diseases of heart (430-434)	1	12.0	1	-	-	2	14.6	1	1	-	6	16.4	3	3	-
Hypertension with heart disease (440-443)	2	23.9	2	-	-	6	43.7	4	1	1	3	8.2	2	1	-
Hypertension without mention of heart (444-447)	-	-	-	-	-	3	21.9	2	-	1	1	2.7	-	1	-
Influenza (480-483)	-	-	-	-	-	-	-	-	-	-	-	-	-	-	-
Pneumonia (490-493)	1	12.0	1	-	-	2	14.6	2	-	-	12	32.8	11	1	-
Bronchitis (500-502)	-	-	-	-	-	-	-	-	-	-	1	2.7	1	-	-
Ulcer of stomach and duodenum (540, 541)	2	23.9	2	-	-	2	14.6	1	-	1	1	2.7	1	-	-
Appendicitis (550-553)	-	-	-	-	-	-	-	-	-	-	-	-	-	-	-
Intestinal obstruction and hernia (560, 561, 570)	-	-	-	-	-	1	7.3	1	-	-	1	2.7	1	-	-
Gastritis, duodenitis, enteritis and colitis, except diarrhea of the newborn (543, 571, 572)	2	23.9	2	-	-	-	-	-	-	-	1	2.7	1	-	-
Cirrhosis of liver (581)	-	-	-	-	-	-	-	-	-	-	-	-	-	-	-
Nephritis and nephrosis (590-594)	-	-	-	-	-	1	7.3	1	-	-	1	2.7	1	-	-
Hyperplasia of prostate (610)	-	-	-	-	-	-	-	-	-	-	-	-	-	-	-
Complications of pregnancy, childbirth and the puerperium (640-689)++	-	-	-	-	-	1	51.3	1	-	-	-	-	-	-	-
Congenital malformations (750-759)	2	23.9	2	-	-	1	7.3	1	-	-	2	5.5	1	1	-
Birth injuries, postnatal asphyxia and atelectasis (760-762)	-	-	-	-	-	1	7.3	-	-	1	3	8.2	2	1	-
Infections of the newborn (763-768)	-	-	-	-	-	1	7.3	-	-	1	-	-	-	-	-
Other diseases peculiar to early infancy and immaturity unqualified (769-776)	3	35.9	3	-	-	-	-	-	-	-	8	21.9	6	2	-
Senility without mention of psychosis, ill-defined and unknown causes (780-795)	5	59.8	5	-	-	2	14.6	1	-	1	3	8.2	3	-	-
All other diseases (Residual)	9	107.6	8	-	1	20	145.7	18	-	2	30	82.1	30	-	-
Motor-vehicle accidents (E810-E835)	3	35.9	3	-	-	5	36.4	4	-	1	16	43.8	14	2	-
All other accidents (E800-E802, E840-E962)	7	83.7	6	-	1	5	36.4	3	-	2	3	8.2	3	-	-
Suicide and self-inflicted injury (E963, E970-E979)	1	12.0	1	-	-	1	7.3	-	1	-	1	2.7	1	-	-
Homicide and operations of war (E964, E965, E980-E999)	1	12.0	1	-	-	-	-	-	-	-	2	5.5	1	1	-

TABLE V. RESIDENT BIRTHS, DEATHS, AND DEATHS BY IMPORTANT CAUSES, NUMBER AND RATE BY COUNTY, AND NUMBER BY COUNTY AND RACE, OKLAHOMA, 1964

	JEFFERSON					JOHNSTON					KAY				
	Total		Race			Total		Race			Total		Race		
Estimated population, July 1, 1964	7,465					812					53,365				
	No.	Rate	Wh. No.	Neg. No.	Ind. No.	No.	Rate	Wh. No.	Neg. No.	Ind. No.	No.	Rate	Wh. No.	Neg. No.	Ind. No.
Live births*	91	12.2	90	1	-	112	13.8	97	6	9	822	15.4	742	19	61
Physician in hospital	82	...	81	1	-	111	...	96	6	9	821	...	741	19	61
Physician not in hospital	9	...	9	-	-	-	...	-	-	-	1	...	1	-	-
Midwife, other, or unknown	-	...	-	-	-	1	...	1	-	-	-	...	-	-	-
Stillbirths+	2	22.0	1	1	-	4	35.7	3	1	-	2	2.4	1	-	1
Physician in hospital	2	...	1	1	-	4	...	3	1	-	2	...	1	-	1
Physician not in hospital	-	...	-	-	-	-	...	-	-	-	-	...	-	-	-
Midwife, other, or unknown	-	...	-	-	-	-	...	-	-	-	-	...	-	-	-
Total deaths, all causes*	123	16.5	122	1	-	114	14.0	104	3	7	557	10.4	526	14	17
Deaths under 1 year+	3	33.0	3	-	-	2	17.9	2	-	-	26	31.6	21	-	5
Deaths under 1 month+	2	22.0	2	-	-	2	17.9	2	-	-	18	21.9	16	-	2
Tuberculosis of respiratory system (001-008)	1	13.4	1	-	-	3	36.9	3	-	-	-	-	-	-	-
Tuberculosis, other forms (010-019)	-	-	-	-	-	-	-	-	-	-	1	1.9	1	-	-
Syphilis and its sequelae (020-029)	-	-	-	-	-	-	-	-	-	-	1	1.9	1	-	-
Typhoid fever (040)	-	-	-	-	-	-	-	-	-	-	-	-	-	-	-
Dysentery, all forms (045-048)	-	-	-	-	-	-	-	-	-	-	-	-	-	-	-
Scarlet fever and streptococcal sore throat (050, 051)	-	-	-	-	-	-	-	-	-	-	-	-	-	-	-
Diphtheria (055)	-	-	-	-	-	-	-	-	-	-	-	-	-	-	-
Whooping cough (056)	-	-	-	-	-	-	-	-	-	-	-	-	-	-	-
Meningococcal infections (057)	-	-	-	-	-	-	-	-	-	-	-	-	-	-	-
Acute poliomyelitis (080)	-	-	-	-	-	-	-	-	-	-	-	-	-	-	-
Smallpox (084)	-	-	-	-	-	-	-	-	-	-	-	-	-	-	-
Measles (085)	-	-	-	-	-	-	-	-	-	-	1	1.9	-	-	1
Typhus and other rickettsial diseases (100-108)	-	-	-	-	-	-	-	-	-	-	-	-	-	-	-
Malaria (110-117)	-	-	-	-	-	-	-	-	-	-	-	-	-	-	-
All other diseases classified as infective and parasitic (030-039, 041, 042, 044, 049, 052-054, 059-074, 081-083, 086-096, 120-138)	1	13.4	1	-	-	-	-	-	-	-	2	3.7	2	-	-
Malignant neoplasms, including neoplasms of lymphatic and hematopoietic tissues (140-205)	16	214.3	16	-	-	19	234.0	18	-	1	74	138.7	71	1	2
Benign and unspecified neoplasms (210-239)	-	-	-	-	-	1	12.3	1	-	-	1	1.9	1	-	-
Diabetes mellitus (260)	-	-	-	-	-	2	24.6	2	-	-	9	16.9	9	-	-
Anemias (290-293)	1	13.4	1	-	-	1	12.3	1	-	-	-	-	-	-	-
Vascular lesions affecting central nervous system (330-334)	21	281.3	21	-	-	13	160.1	10	-	3	68	127.4	65	2	1
Nonmeningococcal meningitis (340)	-	-	-	-	-	-	-	-	-	-	2	3.7	2	-	-
Rheumatic fever (400-402)	-	-	-	-	-	-	-	-	-	-	-	-	-	-	-
Chronic rheumatic heart disease (410-416)	-	-	-	-	-	-	-	-	-	-	-	-	-	-	-
Arteriosclerotic and degenerative heart disease (420-422)	47	629.6	47	-	-	44	541.8	39	3	2	224	419.8	211	8	5
Other diseases of heart (430-434)	5	67.0	5	-	-	6	73.9	6	-	-	12	22.5	12	-	-
Hypertension with heart disease (440-443)	1	13.4	1	-	-	3	36.9	3	-	-	1	1.9	1	-	-
Hypertension without mention of heart (444-447)	-	-	-	-	-	-	-	-	-	-	7	13.1	7	-	-
Influenza (480-483)	-	-	-	-	-	-	-	-	-	-	2	3.7	2	-	-
Pneumonia (490-493)	2	26.8	2	-	-	2	24.6	2	-	-	12	22.5	11	1	-
Bronchitis (500-502)	-	-	-	-	-	-	-	-	-	-	1	1.9	1	-	-
Ulcer of stomach and duodenum (540, 541)	1	13.4	1	-	-	1	12.3	1	-	-	3	5.6	3	-	-
Appendicitis (550-553)	-	-	-	-	-	-	-	-	-	-	-	-	-	-	-
Intestinal obstruction and hernia (560, 561, 570)	-	-	-	-	-	2	24.6	2	-	-	2	3.7	2	-	-
Gastritis, duodenitis, enteritis and colitis, except diarrhea of the newborn (543, 571, 572)	-	-	-	-	-	-	-	-	-	-	-	-	-	-	-
Cirrhosis of liver (581)	1	13.4	1	-	-	1	12.3	1	-	-	6	11.2	5	-	1
Nephritis and nephrosis (590-594)	-	-	-	-	-	-	-	-	-	-	1	1.9	1	-	-
Hyperplasia of prostate (610)	-	-	-	-	-	-	-	-	-	-	2	3.7	2	-	-
Complications of pregnancy, childbirth and the puerperium (640-689)++	-	-	-	-	-	-	-	-	-	-	1	12.2	1	-	-
Congenital malformations (750-759)	-	-	-	-	-	-	-	-	-	-	6	11.2	6	-	-
Birth injuries, postnatal asphyxia and atelectasis (760-762)	-	-	-	-	-	2	24.6	2	-	-	3	5.6	2	-	1
Infections of the newborn (763-768)	-	-	-	-	-	-	-	-	-	-	-	-	-	-	-
Other diseases peculiar to early infancy and immaturity unqualified (769-776)	3	40.2	3	-	-	-	-	-	-	-	11	20.6	10	-	1
Senility without mention of psychosis, ill-defined and unknown causes (780-795)	8	107.2	8	-	-	1	12.3	1	-	-	9	16.9	9	-	-
All other diseases (Residual)	8	117.2	7	1	-	5	61.6	4	-	1	47	88.1	44	2	1
Motor-vehicle accidents (E810-E835)	3	40.2	3	-	-	3	36.9	3	-	-	17	31.9	15	-	2
All other accidents (E800-E802, E840-E962)	1	13.4	1	-	-	4	49.3	4	-	-	23	43.1	21	-	2
Suicide and self-inflicted injury (E963, E970-E979)	2	26.8	2	-	-	1	12.3	1	-	-	7	13.1	7	-	-
Homicide and operations of war (E964, E965, E980-E999)	1	13.4	1	-	-	-	-	-	-	-	1	1.9	1	-	-

TABLE V. RESIDENT BIRTHS, DEATHS, AND DEATHS BY IMPORTANT CAUSES, NUMBER AND RATE BY COUNTY, AND NUMBER BY COUNTY AND RACE, OKLAHOMA, 1964

	KINGFISHER					KIOWA					LATIMER				
	Total		Race			Total		Race			Total		Race		
Estimated population, July 1, 1964	10,479		Wh.	Neg.	Ind.	14,146		Wh.	Neg.	Ind.	7,431		Wh.	Neg.	Ind.
	No.	Rate	No.	No.	No.	No.	Rate	No.	No.	No.	No.	Rate	No.	No.	No.
Live births*	225	21.5	202	9	14	238	16.8	194	22	22	104	14.0	85	3	16
Physician in hospital	223	...	200	9	14	236	...	192	22	22	100	...	82	2	16
Physician not in hospital	1	...	1	-	-	-	...	-	-	-	3	...	3	-	-
Midwife, other, or unknown	1	...	1	-	-	2	...	2	-	-	1	...	-	1	-
Stillbirths+	4	17.7	4	-	-	3	12.6	3	-	-	2	19.2	1	-	1
Physician in hospital	4	...	4	-	-	3	...	3	-	-	1	...	1	-	-
Physician not in hospital	-	...	-	-	-	-	...	-	-	-	1	...	-	-	1
Midwife, other, or unknown	-	...	-	-	-	-	...	-	-	-	-	...	-	-	-
Total deaths, all causes*	123	11.7	108	13	2	188	13.3	178	6	4	102	13.7	94	2	6
Deaths under 1 year+	7	31.1	6	1	-	4	16.8	3	1	-	2	19.2	2	-	-
Deaths under 1 month+	7	31.1	6	1	-	4	16.8	3	1	-	2	19.2	2	-	-
Tuberculosis of respiratory system (001-008)	-	-	-	-	-	-	-	-	-	-	3	40.4	2	1	-
Tuberculosis, other forms (010-019)	-	-	-	-	-	-	-	-	-	-	-	-	-	-	-
Syphilis and its sequelae (020-029)	-	-	-	-	-	-	-	-	-	-	-	-	-	-	-
Typhoid fever (040)	-	-	-	-	-	-	-	-	-	-	-	-	-	-	-
Dysentery, all forms (045-048)	-	-	-	-	-	-	-	-	-	-	-	-	-	-	-
Scarlet fever and streptococcal sore throat (050, 051)	-	-	-	-	-	-	-	-	-	-	-	-	-	-	-
Diphtheria (055)	-	-	-	-	-	-	-	-	-	-	-	-	-	-	-
Whooping cough (056)	-	-	-	-	-	-	-	-	-	-	-	-	-	-	-
Meningococcal infections (057)	-	-	-	-	-	-	-	-	-	-	-	-	-	-	-
Acute poliomyelitis (080)	-	-	-	-	-	-	-	-	-	-	-	-	-	-	-
Smallpox (084)	-	-	-	-	-	-	-	-	-	-	-	-	-	-	-
Measles (085)	-	-	-	-	-	-	-	-	-	-	-	-	-	-	-
Typhus and other rickettsial diseases (100-108)	-	-	-	-	-	-	-	-	-	-	-	-	-	-	-
Malaria (110-117)	-	-	-	-	-	-	-	-	-	-	-	-	-	-	-
All other diseases classified as infective and parasitic (030-039, 041, 042, 044, 049, 052-054, 059-074, 081-083, 086-096, 120-138)	-	-	-	-	-	2	14.1	2	-	-	-	-	-	-	-
Malignant neoplasms, including neoplasms of lymphatic and hematopoietic tissues (140-205)	16	152.7	14	2	-	33	233.3	30	2	1	18	242.2	17	-	1
Benign and unspecified neoplasms (210-239)	1	9.5	1	-	-	-	-	-	-	-	-	-	-	-	-
Diabetes mellitus (260)	2	19.1	2	-	-	1	7.1	-	-	1	3	40.4	2	-	1
Anemias (290-293)	-	-	-	-	-	-	-	-	-	-	-	-	-	-	-
Vascular lesions affecting central nervous system (330-334)	9	85.9	9	-	-	25	176.7	25	-	-	20	269.1	19	-	1
Nonmeningococcal meningitis (340)	1	9.5	-	1	-	-	-	-	-	-	-	-	-	-	-
Rheumatic fever (400-402)	-	-	-	-	-	-	-	-	-	-	-	-	-	-	-
Chronic rheumatic heart disease (410-416)	-	-	-	-	-	-	-	-	-	-	-	-	-	-	-
Arteriosclerotic and degenerative heart disease (420-422)	44	419.9	39	5	-	61	431.2	58	2	1	23	309.5	22	-	1
Other diseases of heart (430-434)	3	28.6	3	-	-	2	14.1	2	-	-	7	94.2	6	1	-
Hypertension with heart disease (440-443)	2	19.1	2	-	-	6	42.4	5	1	-	-	-	-	-	-
Hypertension without mention of heart (444-447)	1	9.5	1	-	-	1	7.1	1	-	-	-	-	-	-	-
Influenza (480-483)	-	-	-	-	-	-	-	-	-	-	-	-	-	-	-
Pneumonia (490-493)	6	57.3	6	-	-	9	63.6	9	-	-	2	26.9	2	-	-
Bronchitis (500-502)	-	-	-	-	-	-	-	-	-	-	1	13.5	1	-	-
Ulcer of stomach and duodenum (540, 541)	1	9.5	1	-	-	-	-	-	-	-	1	13.5	1	-	-
Appendicitis (550-553)	-	-	-	-	-	-	-	-	-	-	1	13.5	-	-	1
Intestinal obstruction and hernia (560, 561, 570)	-	-	-	-	-	2	14.1	2	-	-	-	-	-	-	-
Gastritis, duodenitis, enteritis and colitis, except diarrhea of the newborn (543, 571, 572)	-	-	-	-	-	3	21.2	2	-	1	-	-	-	-	-
Cirrhosis of liver (581)	-	-	-	-	-	2	14.1	2	-	-	2	26.9	2	-	-
Nephritis and nephrosis (590-594)	1	9.5	-	-	1	1	7.1	1	-	-	2	26.9	2	-	-
Hyperplasia of prostate (610)	-	-	-	-	-	1	7.1	1	-	-	1	13.5	1	-	-
Complications of pregnancy, childbirth and the puerperium (640-689)++	-	-	-	-	-	-	-	-	-	-	-	-	-	-	-
Congenital malformations (750-759)	-	-	-	-	-	4	28.3	4	-	-	-	-	-	-	-
Birth injuries, postnatal asphyxia and atelectasis (760-762)	2	19.1	2	-	-	2	14.1	2	-	-	1	13.5	1	-	-
Infections of the newborn (763-768)	-	-	-	-	-	-	-	-	-	-	1	13.5	1	-	-
Other diseases peculiar to early infancy and immaturity unqualified (769-776)	5	47.7	4	1	-	2	14.1	1	1	-	-	-	-	-	-
Senility without mention of psychosis, ill-defined and unknown causes (780-795)	2	19.1	2	-	-	3	21.2	3	-	-	-	-	-	-	-
All other diseases (Residual)	14	133.6	12	1	1	15	106.0	15	-	-	10	134.6	10	-	-
Motor-vehicle accidents (E810-E835)	5	47.7	3	2	-	2	14.1	2	-	-	1	13.5	1	-	-
All other accidents (E800-E802, E840-E962)	8	76.3	7	1	-	7	49.5	7	-	-	3	40.4	2	-	1
Suicide and self-inflicted injury (E963, E970-E979)	-	-	-	-	-	2	14.1	2	-	-	2	26.9	2	-	-
Homicide and operations of war (E964, E965, E980-E999)	-	-	-	-	-	2	14.1	2	-	-	-	-	-	-	-

TABLE V. RESIDENT BIRTHS, DEATHS, AND DEATHS BY IMPORTANT CAUSES, NUMBER AND RATE BY COUNTY, AND NUMBER BY COUNTY AND RACE, OKLAHOMA, 1964

	LEFLORE					LINCOLN					LOGAN				
	Total		Race			Total		Race			Total		Race		
Estimated population, July 1, 1964	27,999		Wh.	Neg.	Ind.	18,249		Wh.	Neg.	Ind.	18,067		Wh.	Neg.	Ind.
	No.	Rate	No.	No.	No.	No.	Rate	No.	No.	No.	No.	Rate	No.	No.	No.
Live births*	553	19.8	486	35	32	327	17.9	291	27	9	330	18.3	245	80	5
Physician in hospital	539	...	477	30	32	263	...	235	19	9	325	...	242	78	5
Physician not in hospital	8	...	7	1	-	56	...	48	8	-	3	...	3	-	-
Midwife, other, or unknown	6	...	2	4	-	8	...	8	-	-	2	...	-	2	-
Stillbirths+	14	25.3	10	2	2	4	12.2	4	-	-	5	15.2	4	1	-
Physician in hospital	14	...	10	2	2	3	...	3	-	-	4	...	3	1	-
Physician not in hospital	-	...	-	-	-	1	...	1	-	-	1	...	1	-	-
Midwife, other, or unknown	-	...	-	-	-	-	...	-	-	-	-	...	-	-	-
Total deaths, all causes*	394	14.1	373	12	9	237	13.0	212	21	4	270	14.9	228	42	-
Deaths under 1 year+	14	25.3	14	-	-	6	18.3	5	1	-	5	15.2	5	-	-
Deaths under 1 month+	10	18.1	10	-	-	5	15.3	4	1	-	5	15.2	5	-	-
Tuberculosis of respiratory system (001-008)	4	14.3	3	1	-	-	-	-	-	-	1	5.5	1	-	-
Tuberculosis, other forms (010-019)	-	-	-	-	-	-	-	-	-	-	-	-	-	-	-
Syphilis and its sequelae (020-029)	-	-	-	-	-	-	-	-	-	-	-	-	-	-	-
Typhoid fever (040)	-	-	-	-	-	-	-	-	-	-	-	-	-	-	-
Dysentery, all forms (045-048)	-	-	-	-	-	-	-	-	-	-	-	-	-	-	-
Scarlet fever and streptococcal sore throat (050, 051)	-	-	-	-	-	-	-	-	-	-	-	-	-	-	-
Diphtheria (055)	-	-	-	-	-	-	-	-	-	-	-	-	-	-	-
Whooping cough (056)	-	-	-	-	-	-	-	-	-	-	-	-	-	-	-
Meningococcal infections (057)	-	-	-	-	-	2	11.0	2	-	-	-	-	-	-	-
Acute poliomyelitis (080)	-	-	-	-	-	-	-	-	-	-	-	-	-	-	-
Smallpox (084)	-	-	-	-	-	-	-	-	-	-	-	-	-	-	-
Measles (085)	-	-	-	-	-	-	-	-	-	-	-	-	-	-	-
Typhus and other rickettsial diseases (100-108)	-	-	-	-	-	-	-	-	-	-	-	-	-	-	-
Malaria (110-117)	-	-	-	-	-	-	-	-	-	-	-	-	-	-	-
All other diseases classified as infective and parasitic (030-039, 041, 042, 044, 049, 052-054, 059-074, 081-083, 086-096, 120-138)	3	10.7	2	1	-	1	5.5	1	-	-	2	11.1	-	2	-
Malignant neoplasms, including neoplasms of lymphatic and hematopoietic tissues (140-205)	60	214.3	59	-	1	34	186.3	33	1	-	38	210.3	35	3	-
Benign and unspecified neoplasms (210-239)	-	-	-	-	-	-	-	-	-	-	-	-	-	-	-
Diabetes mellitus (260)	6	21.4	6	-	-	4	21.9	3	1	-	6	33.2	5	1	-
Anemias (290-293)	1	3.6	1	-	-	1	5.5	1	-	-	-	-	-	-	-
Vascular lesions affecting central nervous system (330-334)	35	125.0	35	-	-	31	169.9	29	2	-	32	177.1	26	6	-
Nonmeningococcal meningitis (340)	-	-	-	-	-	-	-	-	-	-	-	-	-	-	-
Rheumatic fever (400-402)	-	-	-	-	-	-	-	-	-	-	-	-	-	-	-
Chronic rheumatic heart disease (410-416)	1	3.6	1	-	-	-	-	-	-	-	2	11.1	2	-	-
Arteriosclerotic and degenerative heart disease (420-422)	155	553.6	150	3	2	71	389.1	63	5	3	100	553.5	85	15	-
Other diseases of heart (430-434)	6	21.4	6	-	-	11	60.3	9	1	1	12	66.4	10	2	-
Hypertension with heart disease (440-443)	9	32.1	9	-	-	9	49.3	7	2	-	8	44.3	5	3	-
Hypertension without mention of heart (444-447)	2	7.1	2	-	-	1	5.5	-	1	-	3	16.6	2	1	-
Influenza (480-483)	-	-	-	-	-	-	-	-	-	-	1	5.5	1	-	-
Pneumonia (490-493)	9	32.1	6	2	1	3	16.4	3	-	-	10	55.3	10	-	-
Bronchitis (500-502)	1	3.6	1	-	-	-	-	-	-	-	1	5.5	1	-	-
Ulcer of stomach and duodenum (540, 541)	2	7.1	2	-	-	1	5.5	1	-	-	1	5.5	1	-	-
Appendicitis (550-553)	-	-	-	-	-	-	-	-	-	-	-	-	-	-	-
Intestinal obstruction and hernia (560, 561, 570)	1	3.6	1	-	-	1	5.5	1	-	-	3	16.6	3	-	-
Gastritis, duodenitis, enteritis and colitis, except diarrhea of the newborn (543, 571, 572)	1	3.6	1	-	-	-	-	-	-	-	1	5.5	1	-	-
Cirrhosis of liver (581)	5	17.9	3	2	-	4	21.9	3	1	-	1	5.5	1	-	-
Nephritis and nephrosis (590-594)	2	7.1	1	1	-	1	5.5	1	-	-	2	11.1	2	-	-
Hyperplasia of prostate (610)	2	7.1	2	-	-	-	-	-	-	-	2	11.1	2	-	-
Complications of pregnancy, childbirth and the puerperium (640-689)++	-	-	-	-	-	-	-	-	-	-	-	-	-	-	-
Congenital malformations (750-759)	7	25.0	6	-	1	3	16.4	2	1	-	2	11.1	2	-	-
Birth injuries, postnatal asphyxia and atelectasis (760-762)	2	7.1	2	-	-	2	11.0	2	-	-	1	5.5	1	-	-
Infections of the newborn (763-768)	-	-	-	-	-	-	-	-	-	-	1	5.5	1	-	-
Other diseases peculiar to early infancy and immaturity unqualified (769-776)	6	21.4	6	-	-	1	5.5	1	-	-	2	11.1	2	-	-
Senility without mention of psychosis, ill-defined and unknown causes (780-795)	8	28.6	8	-	-	7	38.4	7	-	-	3	16.6	2	1	-
All other diseases (Residual)	44	157.1	40	1	3	18	98.6	18	-	-	22	121.8	18	4	-
Motor-vehicle accidents (E810-E835)	7	25.0	6	-	1	14	76.7	9	5	-	2	11.1	2	-	-
All other accidents (E800-E802, E840-E962)	13	46.4	12	1	-	12	65.8	12	-	-	10	55.3	6	4	-
Suicide and self-inflicted injury (E963, E970-E979)	1	3.6	1	-	-	4	21.9	4	-	-	1	5.5	1	-	-
Homicide and operations of war (E964, E965, E980-E999)	1	3.6	1	-	-	1	5.5	-	1	-	-	-	-	-	-

TABLE V. RESIDENT BIRTHS, DEATHS, AND DEATHS BY IMPORTANT CAUSES, NUMBER AND RATE BY COUNTY, AND NUMBER BY COUNTY AND RACE, OKLAHOMA, 1964

	LOVE					McCLAIN					McCURTAIN				
	Total		Race			Total		Race			Total		Race		
Estimated population, July 1, 1964	5,503		Wh.	Neg.	Ind.	12,505		Wh.	Neg.	Ind.	25,132		Wh.	Neg.	Ind.
	No.	Rate	No.	No.	No.	No.	Rate	No.	No.	No.	No.	Rate	No.	No.	No.
Live births*	90	16.4	80	8	2	215	17.2	209	3	3	551	21.9	391	92	68
Physician in hospital	86	...	76	8	2	211	...	207	2	2	504	...	384	52	68
Physician not in hospital	4	...	4	-	-	4	...	2	1	1	4	...	3	1	-
Midwife, other, or unknown	-	...	-	-	-	-	...	-	-	-	43	...	4	39	-
Stillbirths+	3	33.3	2	1	-	-	-	-	-	-	10	18.1	5	4	1
Physician in hospital	3	...	2	1	-	-	...	-	-	-	6	...	4	1	1
Physician not in hospital	-	...	-	-	-	-	...	-	-	-	1	...	1	-	-
Midwife, other, or unknown	-	...	-	-	-	-	...	-	-	-	3	...	-	3	-
Total deaths, all causes*	74	13.4	68	6	-	144	11.5	135	8	1	323	12.9	250	52	21
Deaths under 1 year+	2	22.2	1	1	-	4	18.6	3	1	-	12	21.8	10	2	-
Deaths under 1 month+	1	11.1	-	1	-	3	14.0	2	1	-	9	16.3	7	2	-
Tuberculosis of respiratory system (001-008)	-	-	-	-	-	-	-	-	-	-	4	15.9	3	-	1
Tuberculosis, other forms (010-019)	-	-	-	-	-	1	8.0	-	1	-	-	-	-	-	-
Syphilis and its sequelae (020-029)	-	-	-	-	-	-	-	-	-	-	-	-	-	-	-
Typhoid fever (040)	-	-	-	-	-	-	-	-	-	-	-	-	-	-	-
Dysentery, all forms (045-048)	-	-	-	-	-	-	-	-	-	-	-	-	-	-	-
Scarlet fever and streptococcal sore throat (050, 051)	-	-	-	-	-	-	-	-	-	-	-	-	-	-	-
Diphtheria (055)	-	-	-	-	-	-	-	-	-	-	-	-	-	-	-
Whooping cough (056)	-	-	-	-	-	-	-	-	-	-	-	-	-	-	-
Meningococcal infections (057)	-	-	-	-	-	-	-	-	-	-	1	4.0	1	-	-
Acute poliomyelitis (080)	-	-	-	-	-	-	-	-	-	-	-	-	-	-	-
Smallpox (084)	-	-	-	-	-	-	-	-	-	-	-	-	-	-	-
Measles (085)	-	-	-	-	-	-	-	-	-	-	-	-	-	-	-
Typhus and other rickettsial diseases (100-108)	-	-	-	-	-	-	-	-	-	-	-	-	-	-	-
Malaria (110-117)	-	-	-	-	-	-	-	-	-	-	-	-	-	-	-
All other diseases classified as infective and parasitic (030-039, 041, 042, 044, 049, 052-054, 059-074, 081-083, 086-096, 120-138)	-	-	-	-	-	-	-	-	-	-	2	8.0	1	-	1
Malignant neoplasms, including neoplasms of lymphatic and hematopoietic tissues (140-205)	5	90.9	4	1	-	20	159.9	20	-	-	51	202.9	41	7	3
Benign and unspecified neoplasms (210-239)	1	18.2	1	-	-	-	-	-	-	-	1	4.0	-	1	-
Diabetes mellitus (260)	1	18.2	1	-	-	2	16.0	1	1	-	6	23.9	1	5	-
Anemias (290-293)	-	-	-	-	-	-	-	-	-	-	-	-	-	-	-
Vascular lesions affecting central nervous system (330-334)	12	218.1	10	2	-	23	183.9	20	3	-	36	143.2	29	6	1
Nonmeningococcal meningitis (340)	-	-	-	-	-	-	-	-	-	-	-	-	-	-	-
Rheumatic fever (400-402)	-	-	-	-	-	-	-	-	-	-	-	-	-	-	-
Chronic rheumatic heart disease (410-416)	-	-	-	-	-	1	8.0	1	-	-	-	-	-	-	-
Arteriosclerotic and degenerative heart disease (420-422)	24	436.1	23	1	-	46	367.9	45	1	-	94	374.0	77	13	4
Other diseases of heart (430-434)	4	72.7	4	-	-	1	8.0	1	-	-	13	51.7	10	2	1
Hypertension with heart disease (440-443)	-	-	-	-	-	2	16.0	2	-	-	12	47.7	9	2	1
Hypertension without mention of heart (444-447)	-	-	-	-	-	1	8.0	1	-	-	2	8.0	2	-	-
Influenza (480-483)	-	-	-	-	-	1	8.0	1	-	-	1	4.0	-	1	-
Pneumonia (490-493)	3	54.5	3	-	-	4	32.0	3	1	-	10	39.8	9	1	-
Bronchitis (500-502)	2	36.3	2	-	-	-	-	-	-	-	-	-	-	-	-
Ulcer of stomach and duodenum (540, 541)	-	-	-	-	-	-	-	-	-	-	1	4.0	1	-	-
Appendicitis (550-553)	-	-	-	-	-	-	-	-	-	-	-	-	-	-	-
Intestinal obstruction and hernia (560, 561, 570)	1	18.2	1	-	-	1	8.0	1	-	-	3	11.9	3	-	-
Gastritis, duodenitis, enteritis and colitis, except diarrhea of the newborn (543, 571, 572)	-	-	-	-	-	1	8.0	1	-	-	3	11.9	3	-	-
Cirrhosis of liver (581)	1	18.2	1	-	-	2	16.0	2	-	-	2	8.0	-	1	1
Nephritis and nephrosis (590-594)	1	18.2	1	-	-	-	-	-	-	-	3	11.9	2	1	-
Hyperplasia of prostate (610)	-	-	-	-	-	1	8.0	1	-	-	1	4.0	1	-	-
Complications of pregnancy, childbirth and the puerperium (640-689)++	1	111.1	1	-	-	-	-	-	-	-	1	18.1	-	-	1
Congenital malformations (750-759)	2	36.3	1	1	-	1	8.0	1	-	-	2	8.0	2	-	-
Birth injuries, postnatal asphyxia and atelectasis (760-762)	-	-	-	-	-	2	16.0	1	1	-	2	8.0	1	1	-
Infections of the newborn (763-768)	-	-	-	-	-	-	-	-	-	-	-	-	-	-	-
Other diseases peculiar to early infancy and immaturity unqualified (769-776)	-	-	-	-	-	-	-	-	-	-	6	23.9	5	1	-
Senility without mention of psychosis, ill-defined and unknown causes (780-795)	4	72.7	4	-	-	-	-	-	-	-	3	11.9	2	1	-
All other diseases (Residual)	7	127.2	6	1	-	15	120.0	15	-	-	31	123.3	24	5	2
Motor-vehicle accidents (E810-E835)	2	36.3	2	-	-	10	80.0	9	-	1	11	43.8	8	-	3
All other accidents (E800-E802, E840-E962)	2	36.3	2	-	-	7	56.0	7	-	-	17	67.6	12	4	1
Suicide and self-inflicted injury (E963, E970-E979)	1	18.2	1	-	-	2	16.0	2	-	-	2	8.0	2	-	-
Homicide and operations of war (E964, E965, E980-E999)	-	-	-	-	-	-	-	-	-	-	2	8.0	1	-	1

TABLE V. RESIDENT BIRTHS, DEATHS, AND DEATHS BY IMPORTANT CAUSES, NUMBER AND RATE BY COUNTY, AND NUMBER BY COUNTY AND RACE, OKLAHOMA, 1964

	McINTOSH					MAJOR					MARSHALL				
	Total		Race			Total		Race			Total		Race		
Estimated population, July 1, 1964	11,140		Wh.	Neg.	Ind.	7,223		Wh.	Neg.	Ind.	7,161		Wh.	Neg.	Ind.
	No.	Rate	No.	No.	No.	No.	Rate	No.	No.	No.	No.	Rate	No.	No.	No.
Live births*	217	19.5	164	30	23	115	15.9	115	-	-	94	13.1	85	5	4
Physician in hospital	187	...	154	13	20	111	...	111	-	-	90	...	82	4	4
Physician not in hospital	25	...	9	14	2	3	...	3	-	-	3	...	2	1	-
Midwife, other, or unknown	5	...	1	3	1	1	...	1	-	-	1	...	1	-	-
Stillbirths+	1	4.6	1	-	-	-	-	-	-	-	4	42.6	3	1	-
Physician in hospital	1	...	1	-	-	-	...	-	-	-	4	...	3	1	-
Physician not in hospital	-	...	-	-	-	-	...	-	-	-	-	...	-	-	-
Midwife, other, or unknown	-	...	-	-	-	-	...	-	-	-	-	...	-	-	-
Total deaths, all causes*	150	13.5	123	18	9	104	14.4	104	-	-	105	14.7	103	1	1
Deaths under 1 year+	4	18.4	3	1	-	3	26.1	3	-	-	3	31.9	3	-	-
Deaths under 1 month+	-	-	-	-	-	3	26.1	3	-	-	3	31.9	3	-	-
Tuberculosis of respiratory system (001-008)	-	-	-	-	-	-	-	-	-	-	-	-	-	-	-
Tuberculosis, other forms (010-019)	-	-	-	-	-	-	-	-	-	-	-	-	-	-	-
Syphilis and its sequelae (020-029)	-	-	-	-	-	-	-	-	-	-	-	-	-	-	-
Typhoid fever (040)	-	-	-	-	-	-	-	-	-	-	-	-	-	-	-
Dysentery, all forms (045-048)	-	-	-	-	-	-	-	-	-	-	-	-	-	-	-
Scarlet fever and streptococcal sore throat (050, 051)	-	-	-	-	-	-	-	-	-	-	-	-	-	-	-
Diphtheria (055)	-	-	-	-	-	-	-	-	-	-	-	-	-	-	-
Whooping cough (056)	-	-	-	-	-	-	-	-	-	-	-	-	-	-	-
Meningococcal infections (057)	-	-	-	-	-	-	-	-	-	-	-	-	-	-	-
Acute poliomyelitis (080)	-	-	-	-	-	-	-	-	-	-	-	-	-	-	-
Smallpox (084)	-	-	-	-	-	-	-	-	-	-	-	-	-	-	-
Measles (085)	-	-	-	-	-	-	-	-	-	-	-	-	-	-	-
Typhus and other rickettsial diseases (100-108)	-	-	-	-	-	-	-	-	-	-	-	-	-	-	-
Malaria (110-117)	-	-	-	-	-	-	-	-	-	-	-	-	-	-	-
All other diseases classified as infective and parasitic (030-039, 041, 042, 044, 049, 052-054, 059-074, 081-083, 086-096, 120-138)	1	9.0	1	-	-	3	41.5	3	-	-	-	-	-	-	-
Malignant neoplasms, including neoplasms of lymphatic and hematopoietic tissues (140-205)	23	206.5	20	1	2	8	110.8	8	-	-	12	167.6	12	-	-
Benign and unspecified neoplasms (210-239)	-	-	-	-	-	-	-	-	-	-	-	-	-	-	-
Diabetes mellitus (260)	1	9.0	1	-	-	6	83.1	6	-	-	-	-	-	-	-
Anemias (290-293)	-	-	-	-	-	1	13.8	1	-	-	-	-	-	-	-
Vascular lesions affecting central nervous system (330-334)	22	197.5	17	3	2	20	276.9	20	-	-	11	153.6	11	-	-
Nonmeningococcal meningitis (340)	1	9.0	-	1	-	-	-	-	-	-	-	-	-	-	-
Rheumatic fever (400-402)	-	-	-	-	-	-	-	-	-	-	-	-	-	-	-
Chronic rheumatic heart disease (410-416)	-	-	-	-	-	-	-	-	-	-	-	-	-	-	-
Arteriosclerotic and degenerative heart disease (420-422)	54	484.7	45	5	4	27	373.8	27	-	-	45	628.4	43	1	1
Other diseases of heart (430-434)	1	9.0	1	-	-	4	55.4	4	-	-	8	111.7	8	-	-
Hypertension with heart disease (440-443)	3	26.9	3	-	-	7	96.9	7	-	-	4	55.9	4	-	-
Hypertension without mention of heart (444-447)	2	18.0	2	-	-	1	13.8	1	-	-	-	-	-	-	-
Influenza (480-483)	-	-	-	-	-	-	-	-	-	-	-	-	-	-	-
Pneumonia (490-493)	6	53.9	5	-	1	3	41.5	3	-	-	4	55.9	4	-	-
Bronchitis (500-502)	-	-	-	-	-	-	-	-	-	-	-	-	-	-	-
Ulcer of stomach and duodenum (540, 541)	-	-	-	-	-	1	13.8	1	-	-	-	-	-	-	-
Appendicitis (550-553)	-	-	-	-	-	-	-	-	-	-	-	-	-	-	-
Intestinal obstruction and hernia (560, 561, 570)	3	26.9	1	2	-	-	-	-	-	-	1	14.0	1	-	-
Gastritis, duodenitis, enteritis and colitis, except diarrhea of the newborn (543, 571, 572)	-	-	-	-	-	-	-	-	-	-	-	-	-	-	-
Cirrhosis of liver (581)	1	9.0	1	-	-	-	-	-	-	-	1	14.0	1	-	-
Nephritis and nephrosis (590-594)	1	9.0	1	-	-	2	27.7	2	-	-	-	-	-	-	-
Hyperplasia of prostate (610)	1	9.0	1	-	-	-	-	-	-	-	-	-	-	-	-
Complications of pregnancy, childbirth and the puerperium (640-689)++	-	-	-	-	-	-	-	-	-	-	-	-	-	-	-
Congenital malformations (750-759)	1	9.0	1	-	-	1	13.8	1	-	-	2	27.9	2	-	-
Birth injuries, postnatal asphyxia and atelectasis (760-762)	-	-	-	-	-	1	13.8	1	-	-	-	-	-	-	-
Infections of the newborn (763-768)	-	-	-	-	-	-	-	-	-	-	1	14.0	1	-	-
Other diseases peculiar to early infancy and immaturity unqualified (769-776)	-	-	-	-	-	2	27.7	2	-	-	-	-	-	-	-
Senility without mention of psychosis, ill-defined and unknown causes (780-795)	3	26.9	3	-	-	2	27.7	2	-	-	1	14.0	1	-	-
All other diseases (Residual)	12	107.7	10	2	-	7	96.9	7	-	-	8	111.7	8	-	-
Motor-vehicle accidents (E810-E835)	4	35.9	3	1	-	4	55.4	4	-	-	5	69.8	5	-	-
All other accidents (E800-E802, E840-E962)	6	53.9	4	2	-	4	55.4	4	-	-	-	-	-	-	-
Suicide and self-inflicted injury (E963, E970-E979)	3	26.9	3	-	-	-	-	-	-	-	2	27.9	2	-	-
Homicide and operations of war (E964, E965, E980-E999)	1	9.0	-	1	-	-	-	-	-	-	-	-	-	-	-

TABLE V. RESIDENT BIRTHS, DEATHS, AND DEATHS BY IMPORTANT CAUSES, NUMBER AND RATE BY COUNTY, AND NUMBER BY COUNTY AND RACE, OKLAHOMA, 1964

	MAYES					MURRAY					MUSKOGEE				
	Total		Race			Total		Race			Total		Race		
Estimated population, July 1, 1964	20,755		Wh.	Neg.	Ind.	10,675		Wh.	Neg.	Ind.	62,770		Wh.	Neg.	Ind.
	No.	Rate	No.	No.	No.	No.	Rate	No.	No.	No.	No.	Rate	No.	No.	No.
Live births*	338	16.3	281	-	57	161	15.1	140	4	17	1,124	17.9	813	250	61
Physician in hospital	336	...	279	-	57	160	...	139	4	17	1,057	...	803	194	60
Physician not in hospital	2	...	2	-	-	1	...	1	-	-	23	...	10	12	1
Midwife, other, or unknown	-	...	-	-	-	-	...	-	-	-	44	...	-	44	-
Stillbirths+	7	20.7	3	-	4	1	6.2	1	-	-	18	16.0	14	3	1
Physician in hospital	7	...	3	-	4	-	...	-	-	-	18	...	14	3	1
Physician not in hospital	-	...	-	-	-	1	...	1	-	-	-	...	-	-	-
Midwife, other, or unknown	-	...	-	-	-	-	...	-	-	-	-	...	-	-	-
Total deaths, all causes*	235	11.3	215	-	20	175	16.4	170	5	-	771	12.3	587	173	11
Deaths under 1 year+	9	26.6	8	-	1	5	31.1	5	-	-	24	21.4	13	10	1
Deaths under 1 month+	6	17.8	5	-	1	4	24.8	4	-	-	16	14.2	9	6	1
Tuberculosis of respiratory system (001-008)	5	24.1	3	-	2	-	-	-	-	-	5	8.0	3	2	-
Tuberculosis, other forms (010-019)	-	-	-	-	-	-	-	-	-	-	-	-	-	-	-
Syphilis and its sequelae (020-029)	-	-	-	-	-	-	-	-	-	-	1	1.6	-	1	-
Typhoid fever (040)	-	-	-	-	-	-	-	-	-	-	-	-	-	-	-
Dysentery, all forms (045-048)	-	-	-	-	-	-	-	-	-	-	1	1.6	1	-	-
Scarlet fever and streptococcal sore throat (050, 051)	-	-	-	-	-	-	-	-	-	-	1	1.6	1	-	-
Diphtheria (055)	-	-	-	-	-	-	-	-	-	-	-	-	-	-	-
Whooping cough (056)	-	-	-	-	-	-	-	-	-	-	-	-	-	-	-
Meningococcal infections (057)	-	-	-	-	-	-	-	-	-	-	-	-	-	-	-
Acute poliomyelitis (080)	-	-	-	-	-	-	-	-	-	-	-	-	-	-	-
Smallpox (084)	-	-	-	-	-	-	-	-	-	-	-	-	-	-	-
Measles (085)	-	-	-	-	-	-	-	-	-	-	2	3.2	-	1	1
Typhus and other rickettsial diseases (100-108)	-	-	-	-	-	-	-	-	-	-	-	-	-	-	-
Malaria (110-117)	-	-	-	-	-	-	-	-	-	-	-	-	-	-	-
All other diseases classified as infective and parasitic (030-039, 041, 042, 044, 049, 052-054, 059-074, 081-083, 086-096, 120-138)	1	4.8	1	-	-	2	18.7	2	-	-	3	4.8	2	1	-
Malignant neoplasms, including neoplasms of lymphatic and hematopoietic tissues (140-205)	44	212.0	38	-	6	23	215.5	22	1	-	122	194.4	97	22	3
Benign and unspecified neoplasms (210-239)	-	-	-	-	-	-	-	-	-	-	1	1.6	1	-	-
Diabetes mellitus (260)	-	-	-	-	-	1	9.4	1	-	-	8	12.7	4	4	-
Anemias (290-293)	-	-	-	-	-	-	-	-	-	-	2	3.2	2	-	-
Vascular lesions affecting central nervous system (330-334)	34	163.8	34	-	-	36	337.2	35	1	-	105	167.3	71	33	1
Nonmeningococcal meningitis (340)	1	4.8	-	-	1	-	-	-	-	-	1	1.6	1	-	-
Rheumatic fever (400-402)	-	-	-	-	-	-	-	-	-	-	1	1.6	1	-	-
Chronic rheumatic heart disease (410-416)	-	-	-	-	-	1	9.4	1	-	-	1	1.6	1	-	-
Arteriosclerotic and degenerative heart disease (420-422)	69	332.5	63	-	6	57	534.0	57	-	-	255	406.2	219	34	2
Other diseases of heart (430-434)	3	14.5	3	-	-	4	37.5	4	-	-	4	6.4	4	-	-
Hypertension with heart disease (440-443)	8	38.5	8	-	-	1	9.4	1	-	-	12	19.1	6	6	-
Hypertension without mention of heart (444-447)	-	-	-	-	-	3	28.1	3	-	-	5	8.0	4	1	-
Influenza (480-483)	-	-	-	-	-	-	-	-	-	-	-	-	-	-	-
Pneumonia (490-493)	5	24.1	5	-	-	4	37.5	3	1	-	17	27.1	13	3	1
Bronchitis (500-502)	1	4.8	1	-	-	1	9.4	1	-	-	1	1.6	1	-	-
Ulcer of stomach and duodenum (540, 541)	1	4.8	1	-	-	-	-	-	-	-	2	3.2	1	-	1
Appendicitis (550-553)	1	4.8	1	-	-	-	-	-	-	-	1	1.6	1	-	-
Intestinal obstruction and hernia (560, 561, 570)	2	9.6	2	-	-	5	46.8	5	-	-	4	6.4	2	1	1
Gastritis, duodenitis, enteritis and colitis, except diarrhea of the newborn (543, 571, 572)	-	-	-	-	-	-	-	-	-	-	1	1.6	-	1	-
Cirrhosis of liver (581)	2	9.6	2	-	-	-	-	-	-	-	14	22.3	12	2	-
Nephritis and nephrosis (590-594)	1	4.8	1	-	-	3	28.1	3	-	-	12	19.1	9	3	-
Hyperplasia of prostate (610)	2	9.6	2	-	-	2	18.7	2	-	-	4	6.4	1	3	-
Complications of pregnancy, childbirth and the puerperium (640-689)++	1	29.6	1	-	-	-	-	-	-	-	-	-	-	-	-
Congenital malformations (750-759)	3	14.5	3	-	-	-	-	-	-	-	5	8.0	5	-	-
Birth injuries, postnatal asphyxia and atelectasis (760-762)	2	9.6	2	-	-	-	-	-	-	-	3	4.8	2	1	-
Infections of the newborn (763-768)	1	4.8	-	-	1	1	9.4	1	-	-	1	1.6	-	1	-
Other diseases peculiar to early infancy and immaturity unqualified (769-776)	1	4.8	1	-	-	2	18.7	2	-	-	8	12.7	3	4	1
Senility without mention of psychosis, ill-defined and unknown causes (780-795)	4	19.3	4	-	-	3	28.1	3	-	-	33	52.6	20	13	-
All other diseases (Residual)	21	101.2	20	-	1	11	103.0	10	1	-	67	106.7	47	20	-
Motor-vehicle accidents (E810-E835)	11	53.0	10	-	1	5	46.8	5	-	-	28	44.6	23	5	-
All other accidents (E800-E802, E840-E962)	9	43.4	7	-	2	7	65.6	7	-	-	31	49.4	24	7	-
Suicide and self-inflicted injury (E963, E970-E979)	-	-	-	-	-	-	-	-	-	-	4	6.4	4	-	-
Homicide and operations of war (E964, E965, E980-E999)	2	9.6	2	-	-	3	28.1	2	1	-	5	8.0	1	4	-

TABLE V. RESIDENT BIRTHS, DEATHS, AND DEATHS BY IMPORTANT CAUSES, NUMBER AND RATE BY COUNTY, AND NUMBER BY COUNTY AND RACE, OKLAHOMA, 1964

	NOBLE					NOWATA					OKFUSKEE				
	Total		Race			Total		Race			Total		Race		
Estimated population, July 1, 1964	10,176		Wh.	Neg.	Ind.	10,604		Wh.	Neg.	Ind.	10,603		Wh.	Neg.	Ind.
	No.	Rate	No.	No.	No.	No.	Rate	No.	No.	No.	No.	Rate	No.	No.	No.
Live births*	151	14.8	136	6	9	167	15.7	152	15	-	218	20.6	131	52	35
Physician in hospital	138	...	123	6	9	167	...	152	15	-	200	...	127	38	35
Physician not in hospital	13	...	13	-	-	-	...	-	-	-	8	...	1	7	-
Midwife, other, or unknown	-	...	-	-	-	-	...	-	-	-	10	...	3	7	-
Stillbirths+	2	13.2	2	-	-	3	18.0	3	-	-	1	4.6	-	1	-
Physician in hospital	2	...	2	-	-	3	...	3	-	-	1	...	-	1	-
Physician not in hospital	-	...	-	-	-	-	...	-	-	-	-	...	-	-	-
Midwife, other, or unknown	-	...	-	-	-	-	...	-	-	-	-	...	-	-	-
Total deaths, all causes*	128	12.6	112	10	6	146	13.8	129	17	-	167	15.8	114	39	14
Deaths under 1 year+	-	-	-	-	-	4	24.0	3	1	-	9	41.3	3	2	4
Deaths under 1 month+	-	-	-	-	-	2	12.0	1	1	-	7	32.1	3	1	3
Tuberculosis of respiratory system (001-008)	-	-	-	-	-	-	-	-	-	-	-	-	-	-	-
Tuberculosis, other forms (010-019)	-	-	-	-	-	-	-	-	-	-	1	9.4	-	-	1
Syphilis and its sequelae (020-029)	-	-	-	-	-	1	9.4	1	-	-	-	-	-	-	-
Typhoid fever (040)	-	-	-	-	-	-	-	-	-	-	-	-	-	-	-
Dysentery, all forms (045-048)	-	-	-	-	-	-	-	-	-	-	-	-	-	-	-
Scarlet fever and streptococcal sore throat (050, 051)	-	-	-	-	-	-	-	-	-	-	-	-	-	-	-
Diphtheria (055)	-	-	-	-	-	-	-	-	-	-	-	-	-	-	-
Whooping cough (056)	-	-	-	-	-	-	-	-	-	-	-	-	-	-	-
Meningococcal infections (057)	-	-	-	-	-	-	-	-	-	-	-	-	-	-	-
Acute poliomyelitis (080)	-	-	-	-	-	-	-	-	-	-	-	-	-	-	-
Smallpox (084)	-	-	-	-	-	-	-	-	-	-	-	-	-	-	-
Measles (085)	-	-	-	-	-	-	-	-	-	-	-	-	-	-	-
Typhus and other rickettsial diseases (100-108)	-	-	-	-	-	-	-	-	-	-	-	-	-	-	-
Malaria (110-117)	-	-	-	-	-	-	-	-	-	-	-	-	-	-	-
All other diseases classified as infective and parasitic (030-039, 041, 042, 044, 049, 052-054, 059-074, 081-083, 086-096, 120-138)	-	-	-	-	-	1	9.4	1	-	-	3	28.3	1	1	1
Malignant neoplasms, including neoplasms of lymphatic and hematopoietic tissues (140-205)	28	275.2	25	3	-	28	264.1	25	3	-	29	273.5	23	5	1
Benign and unspecified neoplasms (210-239)	-	-	-	-	-	1	9.4	1	-	-	-	-	-	-	-
Diabetes mellitus (260)	5	49.1	4	-	1	4	37.7	3	1	-	-	-	-	-	-
Anemias (290-293)	-	-	-	-	-	-	-	-	-	-	1	9.4	-	1	-
Vascular lesions affecting central nervous system (330-334)	17	167.1	15	2	-	24	226.3	23	1	-	16	150.9	11	2	3
Nonmeningococcal meningitis (340)	-	-	-	-	-	-	-	-	-	-	-	-	-	-	-
Rheumatic fever (400-402)	-	-	-	-	-	-	-	-	-	-	-	-	-	-	-
Chronic rheumatic heart disease (410-416)	2	19.7	2	-	-	-	-	-	-	-	-	-	-	-	-
Arteriosclerotic and degenerative heart disease (420-422)	36	353.8	32	1	3	41	386.6	35	6	-	59	556.4	46	11	2
Other diseases of heart (430-434)	8	78.6	7	1	-	7	66.0	7	-	-	4	37.7	2	2	-
Hypertension with heart disease (440-443)	1	9.8	1	-	-	2	18.9	1	1	-	5	47.2	3	2	-
Hypertension without mention of heart (444-447)	1	9.8	-	1	-	2	18.9	2	-	-	1	9.4	-	1	-
Influenza (480-483)	-	-	-	-	-	-	-	-	-	-	-	-	-	-	-
Pneumonia (490-493)	-	-	-	-	-	5	47.2	5	-	-	3	28.3	1	2	-
Bronchitis (500-502)	-	-	-	-	-	-	-	-	-	-	-	-	-	-	-
Ulcer of stomach and duodenum (540, 541)	1	9.8	1	-	-	1	9.4	1	-	-	1	9.4	1	-	-
Appendicitis (550-553)	-	-	-	-	-	-	-	-	-	-	-	-	-	-	-
Intestinal obstruction and hernia (560, 561, 570)	-	-	-	-	-	-	-	-	-	-	1	9.4	1	-	-
Gastritis, duodenitis, enteritis and colitis, except diarrhea of the newborn (543, 571, 572)	-	-	-	-	-	-	-	-	-	-	-	-	-	-	-
Cirrhosis of liver (581)	-	-	-	-	-	-	-	-	-	-	2	18.9	1	1	-
Nephritis and nephrosis (590-594)	1	9.8	1	-	-	-	-	-	-	-	3	28.3	1	2	-
Hyperplasia of prostate (610)	1	9.8	1	-	-	1	9.4	1	-	-	-	-	-	-	-
Complications of pregnancy, childbirth and the puerperium (640-689)++	1	66.2	1	-	-	-	-	-	-	-	-	-	-	-	-
Congenital malformations (750-759)	-	-	-	-	-	1	9.4	1	-	-	-	-	-	-	-
Birth injuries, postnatal asphyxia and atelectasis (760-762)	-	-	-	-	-	-	-	-	-	-	1	9.4	-	1	-
Infections of the newborn (763-768)	-	-	-	-	-	-	-	-	-	-	-	-	-	-	-
Other diseases peculiar to early infancy and immaturity unqualified (769-776)	-	-	-	-	-	1	9.4	-	1	-	5	47.2	2	-	3
Senility without mention of psychosis, ill-defined and unknown causes (780-795)	1	9.8	-	-	1	5	47.2	4	1	-	3	28.3	2	1	-
All other diseases (Residual)	9	88.4	7	1	1	11	103.7	10	1	-	16	150.9	10	5	1
Motor-vehicle accidents (E810-E835)	9	88.4	9	-	-	1	9.4	1	-	-	6	56.6	4	1	1
All other accidents (E800-E802, E840-E962)	5	49.1	4	1	-	7	66.0	6	1	-	6	56.6	4	1	1
Suicide and self-inflicted injury (E963, E970-E979)	2	19.7	2	-	-	-	-	-	-	-	-	-	-	-	-
Homicide and operations of war (E964, E965, E980-E999)	-	-	-	-	-	2	18.9	1	1	-	1	9.4	1	-	-

TABLE V. RESIDENT BIRTHS, DEATHS, AND DEATHS BY IMPORTANT CAUSES, NUMBER AND RATE BY COUNTY, AND NUMBER BY COUNTY AND RACE, OKLAHOMA, 1964

	OKLAHOMA					OKMULGEE					OSAGE				
	Total		Race			Total		Race			Total		Race		
Estimated population, July 1, 1964	516,710		Wh.	Neg.	Ind.	35,468		Wh.	Neg.	Ind.	33,233		Wh.	Neg.	Ind.
	No.	Rate	No.	No.	No.	No.	Rate	No.	No.	No.	No.	Rate	No.	No.	No.
Live births*	11,093	21.5	9,265	1,564	264	635	17.9	439	131	65	403	12.1	353	7	43
Physician in hospital	11,041	...	9,233	1,548	260	572	...	423	86	63	401	...	351	7	43
Physician not in hospital	29	...	15	12	2	34	...	10	22	2	1	...	1	-	-
Midwife, other, or unknown	23	...	17	4	2	29	...	6	23	-	1	...	1	-	-
Stillbirths+	163	14.7	114	44	5	7	11.0	1	4	2	4	9.9	3	-	1
Physician in hospital	159	...	112	42	5	5	...	1	2	2	4	...	3	-	1
Physician not in hospital	4	...	2	2	-	2	...	-	2	-	-	...	-	-	-
Midwife, other, or unknown	-	...	-	-	-	-	...	-	-	-	-	...	-	-	-
Total deaths, all causes*	3,776	7.3	3,326	421	29	469	13.2	386	70	13	292	8.8	276	1	15
Deaths under 1 year+	261	23.5	198	57	6	19	29.9	12	6	1	15	37.2	15	-	-
Deaths under 1 month+	193	17.4	152	38	3	12	18.9	9	3	-	11	27.3	11	-	-
Tuberculosis of respiratory system (001-008)	14	2.7	10	2	2	3	8.5	1	-	2	-	-	-	-	-
Tuberculosis, other forms (010-019)	3	0.6	1	2	-	1	2.8	1	-	-	-	-	-	-	-
Syphilis and its sequelae (020-029)	6	1.2	6	-	-	2	5.6	2	-	-	-	-	-	-	-
Typhoid fever (040)	-	-	-	-	-	-	-	-	-	-	-	-	-	-	-
Dysentery, all forms (045-048)	1	0.2	-	1	-	-	-	-	-	-	-	-	-	-	-
Scarlet fever and streptococcal sore throat (050, 051)	-	-	-	-	-	-	-	-	-	-	-	-	-	-	-
Diphtheria (055)	-	-	-	-	-	-	-	-	-	-	-	-	-	-	-
Whooping cough (056)	1	0.2	-	-	1	-	-	-	-	-	-	-	-	-	-
Meningococcal infections (057)	2	0.4	2	-	-	-	-	-	-	-	-	-	-	-	-
Acute poliomyelitis (080)	-	-	-	-	-	-	-	-	-	-	-	-	-	-	-
Smallpox (084)	-	-	-	-	-	-	-	-	-	-	-	-	-	-	-
Measles (085)	1	0.2	1	-	-	-	-	-	-	-	-	-	-	-	-
Typhus and other rickettsial diseases (100-108)	-	-	-	-	-	-	-	-	-	-	-	-	-	-	-
Malaria (110-117)	-	-	-	-	-	-	-	-	-	-	-	-	-	-	-
All other diseases classified as infective and parasitic (030-039, 041, 042, 044, 049, 052-054, 059-074, 081-083, 086-096, 120-138)	21	4.1	13	8	-	4	11.3	2	2	-	-	-	-	-	-
Malignant neoplasms, including neoplasms of lymphatic and hematopoietic tissues (140-205)	627	121.3	560	66	1	81	228.4	67	12	2	53	159.5	51	-	2
Benign and unspecified neoplasms (210-239)	9	1.7	9	-	-	-	-	-	-	-	2	6.0	2	-	-
Diabetes mellitus (260)	45	8.7	38	7	-	13	36.7	9	3	1	1	3.0	-	-	1
Anemias (290-293)	5	1.0	5	-	-	1	2.8	1	-	-	-	-	-	-	-
Vascular lesions affecting central nervous system (330-334)	444	85.9	396	48	-	44	124.1	36	7	1	39	117.4	38	-	1
Nonmeningococcal meningitis (340)	8	1.5	7	1	-	1	2.8	1	-	-	1	3.0	1	-	-
Rheumatic fever (400-402)	1	0.2	1	-	-	-	-	-	-	-	-	-	-	-	-
Chronic rheumatic heart disease (410-416)	25	4.8	25	-	-	-	-	-	-	-	-	-	-	-	-
Arteriosclerotic and degenerative heart disease (420-422)	929	179.8	871	54	4	162	456.7	144	16	2	90	270.8	89	-	1
Other diseases of heart (430-434)	88	17.0	74	12	2	11	31.0	10	1	-	9	27.1	8	1	-
Hypertension with heart disease (440-443)	75	14.5	60	15	-	17	47.9	12	5	-	2	6.0	2	-	-
Hypertension without mention of heart (444-447)	22	4.3	17	5	-	3	8.5	2	1	-	2	6.0	2	-	-
Influenza (480-483)	1	0.2	1	-	-	-	-	-	-	-	-	-	-	-	-
Pneumonia (490-493)	122	23.6	110	10	2	21	59.2	17	2	2	8	24.1	8	-	-
Bronchitis (500-502)	9	1.7	8	1	-	-	-	-	-	-	-	-	-	-	-
Ulcer of stomach and duodenum (540, 541)	33	6.4	32	1	-	3	8.5	3	-	-	4	12.0	3	-	1
Appendicitis (550-553)	1	0.2	1	-	-	-	-	-	-	-	-	-	-	-	-
Intestinal obstruction and hernia (560, 561, 570)	27	5.2	24	3	-	2	5.6	2	-	-	1	3.0	1	-	-
Gastritis, duodenitis, enteritis and colitis, except diarrhea of the newborn (543, 571, 572)	14	2.7	12	2	-	2	5.6	1	-	1	-	-	-	-	-
Cirrhosis of liver (581)	52	10.1	50	-	2	1	2.8	1	-	-	11	33.1	6	-	5
Nephritis and nephrosis (590-594)	32	6.2	22	9	1	6	16.9	5	1	-	2	6.0	2	-	-
Hyperplasia of prostate (610)	8	1.5	8	-	-	1	2.8	1	-	-	1	3.0	1	-	-
Complications of pregnancy, childbirth and the puerperium (640-689)++	4	3.6	2	2	-	-	-	-	-	-	-	-	-	-	-
Congenital malformations (750-759)	53	10.3	44	8	1	4	11.3	3	1	-	7	21.1	7	-	-
Birth injuries, postnatal asphyxia and atelectasis (760-762)	55	10.6	48	6	1	4	11.3	3	1	-	3	9.0	3	-	-
Infections of the newborn (763-768)	4	0.8	3	1	-	2	5.6	-	2	-	-	-	-	-	-
Other diseases peculiar to early infancy and immaturity unqualified (769-776)	107	20.7	76	29	2	4	11.3	4	-	-	7	21.1	7	-	-
Senility without mention of psychosis, ill-defined and unknown causes (780-795)	264	51.1	210	53	1	13	36.7	11	2	-	4	12.0	4	-	-
All other diseases (Residual)	334	64.6	303	29	2	33	93.0	25	7	1	29	87.3	26	-	3
Motor-vehicle accidents (E810-E835)	122	23.6	111	9	2	9	25.4	6	2	1	6	18.1	6	-	-
All other accidents (E800-E802, E840-E962)	126	24.4	106	16	4	17	47.9	13	4	-	9	27.1	8	-	1
Suicide and self-inflicted injury (E963, E970-E979)	49	9.5	46	2	1	2	5.6	2	-	-	1	3.0	1	-	-
Homicide and operations of war (E964, E965, E980-E999)	32	6.2	13	19	-	2	5.6	1	1	-	-	-	-	-	-

TABLE V. RESIDENT BIRTHS, DEATHS, AND DEATHS BY IMPORTANT CAUSES, NUMBER AND RATE BY COUNTY, AND NUMBER BY COUNTY AND RACE, OKLAHOMA, 1964

	OTTAWA					PAWNEE					PAYNE				
	Total		Race			Total		Race			Total		Race		
Estimated population, July 1, 1964	27,721		Wh.	Neg.	Ind.	10,279		Wh.	Neg.	Ind.	45,389		Wh.	Neg.	Ind.
	No.	Rate	No.	No.	No.	No.	Rate	No.	No.	No.	No.	Rate	No.	No.	No.
Live births*	456	16.4	439	-	17	158	15.4	138	5	15	840	18.5	788	34	18
Physician in hospital	450	...	433	-	17	158	...	138	5	15	822	...	770	34	18
Physician not in hospital	6	...	6	-	-	-	...	-	-	-	9	...	9	-	-
Midwife, other, or unknown	-	...	-	-	-	-	...	-	-	-	9	...	9	-	-
Stillbirths+	7	15.4	6	-	1	1	6.3	1	-	-	7	8.3	6	-	1
Physician in hospital	7	...	6	-	1	1	...	1	-	-	7	...	6	-	1
Physician not in hospital	-	...	-	-	-	-	...	-	-	-	-	...	-	-	-
Midwife, other, or unknown	-	...	-	-	-	-	...	-	-	-	-	...	-	-	-
Total deaths, all causes*	409	14.8	400	-	9	163	1[illegible].9	150	4	9	376	8.3	365	10	1
Deaths under 1 year+	5	11.0	4	-	1	7	44.3	4	2	1	14	16.7	14	-	-
Deaths under 1 month+	5	11.0	4	-	1	5	31.6	3	2	-	10	11.9	10	-	-
Tuberculosis of respiratory system (001-008)	7	25.3	7	-	-	-	-	-	-	-	1	2.2	1	-	-
Tuberculosis, other forms (010-019)	-	-	-	-	-	-	-	-	-	-	-	-	-	-	-
Syphilis and its sequelae (020-029)	-	-	-	-	-	-	-	-	-	-	1	2.2	1	-	-
Typhoid fever (040)	-	-	-	-	-	-	-	-	-	-	-	-	-	-	-
Dysentery, all forms (045-048)	-	-	-	-	-	-	-	-	-	-	-	-	-	-	-
Scarlet fever and streptococcal sore throat (050, 051)	-	-	-	-	-	-	-	-	-	-	-	-	-	-	-
Diphtheria (055)	-	-	-	-	-	-	-	-	-	-	-	-	-	-	-
Whooping cough (056)	-	-	-	-	-	-	-	-	-	-	-	-	-	-	-
Meningococcal infections (057)	-	-	-	-	-	-	-	-	-	-	-	-	-	-	-
Acute poliomyelitis (080)	-	-	-	-	-	-	-	-	-	-	-	-	-	-	-
Smallpox (084)	-	-	-	-	-	-	-	-	-	-	-	-	-	-	-
Measles (085)	-	-	-	-	-	-	-	-	-	-	-	-	-	-	-
Typhus and other rickettsial diseases (100-108)	1	3.6	1	-	-	-	-	-	-	-	-	-	-	-	-
Malaria (110-117)	-	-	-	-	-	-	-	-	-	-	-	-	-	-	-
All other diseases classified as infective and parasitic (030-039, 041, 042, 044, 049, 052-054, 059-074, 081-083, 086-096, 120-138)	2	7.2	2	-	-	2	19.5	2	-	-	1	2.2	1	-	-
Malignant neoplasms, including neoplasms of lymphatic and hematopoietic tissues (140-205)	61	220.0	59	-	2	17	165.4	15	-	2	54	119.0	52	2	-
Benign and unspecified neoplasms (210-239)	1	3.6	1	-	-	1	9.7	1	-	-	-	-	-	-	-
Diabetes mellitus (260)	5	18.0	3	-	2	-	-	-	-	-	7	15.4	6	1	-
Anemias (290-293)	3	10.8	3	-	-	-	-	-	-	-	-	-	-	-	-
Vascular lesions affecting central nervous system (330-334)	50	180.4	50	-	-	30	291.9	27	-	3	48	105.8	46	2	-
Nonmeningococcal meningitis (340)	-	-	-	-	-	-	-	-	-	-	-	-	-	-	-
Rheumatic fever (400-402)	1	3.6	1	-	-	-	-	-	-	-	-	-	-	-	-
Chronic rheumatic heart disease (410-416)	3	10.8	3	-	-	2	19.5	2	-	-	2	4.4	2	-	-
Arteriosclerotic and degenerative heart disease (420-422)	149	537.5	147	-	2	46	447.5	45	-	1	134	295.2	132	1	1
Other diseases of heart (430-434)	3	10.8	3	-	-	4	38.9	4	-	-	6	13.2	6	-	-
Hypertension with heart disease (440-443)	7	25.3	7	-	-	4	38.9	4	-	-	9	19.8	8	1	-
Hypertension without mention of heart (444-447)	3	10.8	3	-	-	-	-	-	-	-	2	4.4	2	-	-
Influenza (480-483)	1	3.6	1	-	-	1	9.7	1	-	-	-	-	-	-	-
Pneumonia (490-493)	17	61.3	17	-	-	-	-	-	-	-	7	15.4	7	-	-
Bronchitis (500-502)	1	3.6	1	-	-	2	19.5	2	-	-	-	-	-	-	-
Ulcer of stomach and duodenum (540, 541)	2	7.2	2	-	-	-	-	-	-	-	2	4.4	2	-	-
Appendicitis (550-553)	-	-	-	-	-	-	-	-	-	-	-	-	-	-	-
Intestinal obstruction and hernia (560, 561, 570)	2	7.2	2	-	-	-	-	-	-	-	4	8.8	4	-	-
Gastritis, duodenitis, enteritis and colitis, except diarrhea of the newborn (543, 571, 572)	-	-	-	-	-	1	9.7	1	-	-	2	4.4	2	-	-
Cirrhosis of liver (581)	3	10.8	3	-	-	2	19.5	2	-	-	2	4.4	2	-	-
Nephritis and nephrosis (590-594)	5	18.0	5	-	-	7	68.1	6	1	-	3	6.6	3	-	-
Hyperplasia of prostate (610)	1	3.6	1	-	-	2	19.5	2	-	-	4	8.8	4	-	-
Complications of pregnancy, childbirth and the puerperium (640-689)++	-	-	-	-	-	-	-	-	-	-	1	11.9	1	-	-
Congenital malformations (750-759)	3	10.8	3	-	-	1	9.7	1	-	-	2	4.4	2	-	-
Birth injuries, postnatal asphyxia and atelectasis (760-762)	1	3.6	-	-	1	1	9.7	1	-	-	4	8.8	4	-	-
Infections of the newborn (763-768)	1	3.6	1	-	-	-	-	-	-	-	-	-	-	-	-
Other diseases peculiar to early infancy and immaturity unqualified (769-776)	1	3.6	1	-	-	3	29.2	1	2	-	5	11.0	5	-	-
Senility without mention of psychosis, ill-defined and unknown causes (780-795)	4	14.4	4	-	-	6	58.4	5	-	1	7	15.4	7	-	-
All other diseases (Residual)	42	151.5	41	-	1	16	155.7	15	1	-	40	88.1	38	2	-
Motor-vehicle accidents (E810-E835)	8	28.9	8	-	-	3	29.2	2	-	1	13	28.6	12	1	-
All other accidents (E800-E802, E840-E962)	16	57.7	15	-	1	10	97.3	9	-	1	14	30.8	14	-	-
Suicide and self-inflicted injury (E963, E970-E979)	4	114.4	4	-	-	1	9.7	1	-	-	1	2.2	1	-	-
Homicide and operations of war (E964, E965, E980-E999)	1	3.6	1	-	-	1	9.7	1	-	-	-	-	-	-	-

TABLE V. RESIDENT BIRTHS, DEATHS, AND DEATHS BY IMPORTANT CAUSES, NUMBER AND RATE BY COUNTY, AND NUMBER BY COUNTY AND RACE, OKLAHOMA, 1964

	PITTSBURG					PONTOTOC					POTTAWATOMIE				
	Total		Race			Total		Race			Total		Race		
Estimated population, July 1, 1964	32,850		Wh.	Neg.	Ind.	27,907		Wh.	Neg.	Ind.	41,982		Wh.	Neg.	Ind.
	No.	Rate	No.	No.	No.	No.	Rate	No.	No.	No.	No.	Rate	No.	No.	No.
Live births*	632	19.2	557	48	27	483	17.3	398	41	44	724	17.2	630	33	61
Physician in hospital	622	...	550	45	27	481	...	398	40	43	720	...	626	33	61
Physician not in hospital	6	...	4	2	-	1	...	-	1	-	2	...	2	-	-
Midwife, other, or unknown	4	...	3	1	-	1	...	-	-	1	2	...	2	-	-
Stillbirths+	13	20.6	13	-	-	8	-	6	1	1	7	9.7	7	-	-
Physician in hospital	13	...	13	-	-	8	...	6	1	1	7	...	7	-	-
Physician not in hospital	-	...	-	-	-	-	...	-	-	-	-	...	-	-	-
Midwife, other, or unknown	-	...	-	-	-	-	...	-	-	-	-	...	-	-	-
Total deaths, all causes*	420	12.8	387	27	6	351	12.6	323	13	15	460	11.0	433	15	12
Deaths under 1 year+	16	25.3	13	2	1	11	22.8	7	3	1	14	19.3	12	-	2
Deaths under 1 month+	13	20.6	11	1	1	5	10.4	4	1	-	12	16.6	10	-	2
Tuberculosis of respiratory system (001-008)	1	3.0	-	1	-	3	10.7	3	-	-	4	9.5	3	-	1
Tuberculosis, other forms (010-019)	-	-	-	-	-	-	-	-	-	-	-	-	-	-	-
Syphilis and its sequelae (020-029)	-	-	-	-	-	-	-	-	-	-	1	2.4	-	1	-
Typhoid fever (040)	-	-	-	-	-	-	-	-	-	-	-	-	-	-	-
Dysentery, all forms (045-048)	-	-	-	-	-	-	-	-	-	-	-	-	-	-	-
Scarlet fever and streptococcal sore throat (050, 051)	1	3.0	1	-	-	-	-	-	-	-	-	-	-	-	-
Diphtheria (055)	-	-	-	-	-	-	-	-	-	-	-	-	-	-	-
Whooping cough (056)	-	-	-	-	-	-	-	-	-	-	-	-	-	-	-
Meningococcal infections (057)	-	-	-	-	-	-	-	-	-	-	-	-	-	-	-
Acute poliomyelitis (080)	-	-	-	-	-	-	-	-	-	-	-	-	-	-	-
Smallpox (084)	-	-	-	-	-	-	-	-	-	-	-	-	-	-	-
Measles (085)	1	3.0	1	-	-	-	-	-	-	-	-	-	-	-	-
Typhus and other rickettsial diseases (100-108)	-	-	-	-	-	-	-	-	-	-	-	-	-	-	-
Malaria (110-117)	-	-	-	-	-	-	-	-	-	-	-	-	-	-	-
All other diseases classified as infective and parasitic (030-039, 041, 042, 044, 049, 052-054, 059-074, 081-083, 086-096, 120-138)	1	3.0	1	-	-	2	7.2	1	1	-	1	2.4	1	-	-
Malignant neoplasms, including neoplasms of lymphatic and hematopoietic tissues (140-205)	68	207.0	65	3	-	47	168.4	45	1	1	71	169.1	69	1	1
Benign and unspecified neoplasms (210-239)	1	3.0	1	-	-	-	-	-	-	-	2	4.8	2	-	-
Diabetes mellitus (260)	9	27.4	7	2	-	3	10.7	2	-	1	7	16.7	5	2	-
Anemias (290-293)	-	-	-	-	-	-	-	-	-	-	3	7.1	3	-	-
Vascular lesions affecting central nervous system (330-334)	74	225.3	69	4	1	87	311.7	80	3	4	74	176.3	71	3	-
Nonmeningococcal meningitis (340)	-	-	-	-	-	-	-	-	-	-	-	-	-	-	-
Rheumatic fever (400-402)	-	-	-	-	-	-	-	-	-	-	1	2.4	1	-	-
Chronic rheumatic heart disease (410-416)	4	12.2	4	-	-	-	-	-	-	-	2	4.8	2	-	-
Arteriosclerotic and degenerative heart disease (420-422)	98	298.3	94	4	-	104	372.7	100	3	1	153	364.4	147	3	3
Other diseases of heart (430-434)	7	21.3	7	-	-	15	53.7	13	1	1	6	14.3	4	1	1
Hypertension with heart disease (440-443)	8	24.4	4	4	-	6	21.5	6	-	-	2	4.8	2	-	-
Hypertension without mention of heart (444-447)	8	24.4	6	-	2	-	-	-	-	-	1	2.4	1	-	-
Influenza (480-483)	-	-	-	-	-	-	-	-	-	-	-	-	-	-	-
Pneumonia (490-493)	16	48.7	16	-	-	9	32.2	7	1	1	18	42.9	17	1	-
Bronchitis (500-502)	2	6.1	1	1	-	-	-	-	-	-	1	2.4	1	-	-
Ulcer of stomach and duodenum (540, 541)	4	12.2	4	-	-	3	10.7	3	-	-	4	9.5	4	-	-
Appendicitis (550-553)	-	-	-	-	-	1	3.6	1	-	-	-	-	-	-	-
Intestinal obstruction and hernia (560, 561, 570)	3	9.1	3	-	-	1	3.6	1	-	-	3	7.1	3	-	-
Gastritis, duodenitis, enteritis and colitis, except diarrhea of the newborn (543, 571, 572)	-	-	-	-	-	1	3.6	1	-	-	3	7.1	3	-	-
Cirrhosis of liver (581)	4	12.2	4	-	-	3	10.7	2	-	1	3	7.1	3	-	-
Nephritis and nephrosis (590-594)	9	27.4	8	-	1	3	10.7	3	-	-	2	4.8	2	-	-
Hyperplasia of prostate (610)	-	-	-	-	-	-	-	-	-	-	2	4.8	2	-	-
Complications of pregnancy, childbirth and the puerperium (640-689)++	-	-	-	-	-	2	41.4	2	-	-	-	-	-	-	-
Congenital malformations (750-759)	4	12.2	4	-	-	6	21.5	5	1	-	4	9.5	4	-	-
Birth injuries, postnatal asphyxia and atelectasis (760-762)	1	3.0	-	1	-	1	3.6	-	1	-	3	7.1	2	-	1
Infections of the newborn (763-768)	-	-	-	-	-	-	-	-	-	-	1	2.4	1	-	-
Other diseases peculiar to early infancy and immaturity unqualified (769-776)	9	27.4	8	-	1	1	3.6	1	-	-	5	11.9	4	-	1
Senility without mention of psychosis, ill-defined and unknown causes (780-795)	12	36.5	10	2	-	3	10.7	3	-	-	6	14.3	5	-	1
All other diseases (Residual)	38	115.7	34	3	1	23	82.4	21	1	1	49	116.7	46	2	1
Motor-vehicle accidents (E810-E835)	11	33.5	10	1	-	14	50.2	12	-	2	11	26.2	10	-	1
All other accidents (E800-E802, E840-E962)	18	54.8	17	1	-	9	32.2	8	-	1	14	33.3	13	1	-
Suicide and self-inflicted injury (E963, E970-E979)	5	15.2	5	-	-	3	10.7	2	-	1	1	2.4	1	-	-
Homicide and operations of war (E964, E965, E980-E999)	3	9.1	3	-	-	1	3.6	1	-	-	2	4.8	1	-	1

TABLE V. RESIDENT BIRTHS, DEATHS, AND DEATHS BY IMPORTANT CAUSES, NUMBER AND RATE BY COUNTY, AND NUMBER BY COUNTY AND RACE, OKLAHOMA, 1964

	PUSHMATAHA					ROGER MILLS					ROGERS				
	Total		Race			Total		Race			Total		Race		
Estimated population, July 1, 1964	8,464		Wh.	Neg.	Ind.	4,567		Wh.	Neg.	Ind.	21,813		Wh.	Neg.	Ind.
	No.	Rate	No.	No.	No.	No.	Rate	No.	No.	No.	No.	Rate	No.	No.	No.
Live births*	163	19.3	141	6	16	80	17.5	70	-	10	331	15.2	305	10	16
Physician in hospital	158	...	136	6	16	80	...	70	-	10	331	...	305	10	16
Physician not in hospital	4	...	4	-	-	-	...	-	-	-	-	...	-	-	-
Midwife, other, or unknown	1	...	1	-	-	-	...	-	-	-	-	...	-	-	-
Stillbirths+	1	6.1	1	-	-	-	-	-	-	-	4	12.1	4	-	-
Physician in hospital	1	...	1	-	-	-	...	-	-	-	4	...	4	-	-
Physician not in hospital	-	...	-	-	-	-	...	-	-	-	-	...	-	-	-
Midwife, other, or unknown	-	...	-	-	-	-	...	-	-	-	-	...	-	-	-
Total deaths, all causes*	123	14.5	117	3	3	46	10.1	45	-	1	231	10.6	216	4	11
Deaths under 1 year+	7	42.9	6	-	1	1	12.5	1	-	-	5	15.1	4	-	1
Deaths under 1 month+	3	18.4	3	-	-	1	12.5	1	-	-	3	9.1	3	-	-
Tuberculosis of respiratory system (001-008)	4	47.3	3	1	-	-	-	-	-	-	-	-	-	-	-
Tuberculosis, other forms (010-019)	-	-	-	-	-	-	-	-	-	-	-	-	-	-	-
Syphilis and its sequelae (020-029)	-	-	-	-	-	-	-	-	-	-	-	-	-	-	-
Typhoid fever (040)	-	-	-	-	-	-	-	-	-	-	-	-	-	-	-
Dysentery, all forms (045-048)	-	-	-	-	-	-	-	-	-	-	-	-	-	-	-
Scarlet fever and streptococcal sore throat (050, 051)	-	-	-	-	-	-	-	-	-	-	-	-	-	-	-
Diphtheria (055)	-	-	-	-	-	-	-	-	-	-	-	-	-	-	-
Whooping cough (056)	-	-	-	-	-	-	-	-	-	-	-	-	-	-	-
Meningococcal infections (057)	-	-	-	-	-	-	-	-	-	-	-	-	-	-	-
Acute poliomyelitis (080)	-	-	-	-	-	-	-	-	-	-	-	-	-	-	-
Smallpox (084)	-	-	-	-	-	-	-	-	-	-	-	-	-	-	-
Measles (085)	-	-	-	-	-	-	-	-	-	-	-	-	-	-	-
Typhus and other rickettsial diseases (100-108)	-	-	-	-	-	-	-	-	-	-	-	-	-	-	-
Malaria (110-117)	-	-	-	-	-	-	-	-	-	-	-	-	-	-	-
All other diseases classified as infective and parasitic (030-039, 041, 042, 044, 049, 052-054, 059-074, 081-083, 086-096, 120-138)	1	11.8	-	-	1	-	-	-	-	-	-	-	-	-	-
Malignant neoplasms, including neoplasms of lymphatic and hematopoietic tissues (140-205)	22	259.9	22	-	-	8	175.2	8	-	-	29	132.9	27	1	1
Benign and unspecified neoplasms (210-239)	1	11.8	1	-	-	-	-	-	-	-	-	-	-	-	-
Diabetes mellitus (260)	2	23.6	2	-	-	1	21.9	1	-	-	3	13.8	3	-	-
Anemias (290-293)	1	11.8	1	-	-	-	-	-	-	-	-	-	-	-	-
Vascular lesions affecting central nervous system (330-334)	14	165.4	13	1	-	1	21.9	1	-	-	37	169.6	35	-	2
Nonmeningococcal meningitis (340)	-	-	-	-	-	-	-	-	-	-	1	4.6	-	-	1
Rheumatic fever (400-402)	-	-	-	-	-	-	-	-	-	-	-	-	-	-	-
Chronic rheumatic heart disease (410-416)	-	-	-	-	-	1	21.9	1	-	-	-	-	-	-	-
Arteriosclerotic and degenerative heart disease (420-422)	29	342.6	29	-	-	20	437.9	20	-	-	82	375.9	77	1	4
Other diseases of heart (430-434)	7	82.7	7	-	-	-	-	-	-	-	2	9.2	1	-	1
Hypertension with heart disease (440-443)	4	47.3	4	-	-	2	43.8	2	-	-	9	41.3	8	-	1
Hypertension without mention of heart (444-447)	-	-	-	-	-	-	-	-	-	-	-	-	-	-	-
Influenza (480-483)	-	-	-	-	-	-	-	-	-	-	-	-	-	-	-
Pneumonia (490-493)	6	70.9	5	1	-	2	43.8	1	-	1	5	22.9	4	-	1
Bronchitis (500-502)	-	-	-	-	-	-	-	-	-	-	-	-	-	-	-
Ulcer of stomach and duodenum (540, 541)	-	-	-	-	-	1	21.9	1	-	-	1	4.6	1	-	-
Appendicitis (550-553)	1	11.8	1	-	-	-	-	-	-	-	-	-	-	-	-
Intestinal obstruction and hernia (560, 561, 570)	-	-	-	-	-	-	-	-	-	-	2	9.2	2	-	-
Gastritis, duodenitis, enteritis and colitis, except diarrhea of the newborn (543, 571, 572)	-	-	-	-	-	-	-	-	-	-	1	4.6	1	-	-
Cirrhosis of liver (581)	3	35.4	3	-	-	-	-	-	-	-	4	18.3	4	-	-
Nephritis and nephrosis (590-594)	2	23.6	2	-	-	-	-	-	-	-	4	18.3	4	-	-
Hyperplasia of prostate (610)	-	-	-	-	-	-	-	-	-	-	1	4.6	-	1	-
Complications of pregnancy, childbirth and the puerperium (640-689)++	-	-	-	-	-	-	-	-	-	-	-	-	-	-	-
Congenital malformations (750-759)	2	23.6	2	-	-	-	-	-	-	-	-	-	-	-	-
Birth injuries, postnatal asphyxia and atelectasis (760-762)	1	11.8	1	-	-	1	21.9	1	-	-	1	4.6	1	-	-
Infections of the newborn (763-768)	-	-	-	-	-	-	-	-	-	-	-	-	-	-	-
Other diseases peculiar to early infancy and immaturity unqualified (769-776)	2	23.6	2	-	-	-	-	-	-	-	2	9.2	2	-	-
Senility without mention of psychosis, ill-defined and unknown causes (780-795)	2	23.6	2	-	-	-	-	-	-	-	2	9.2	2	-	-
All other diseases (Residual)	11	130.0	9	-	2	4	87.6	4	-	-	23	105.4	22	1	-
Motor-vehicle accidents (E810-E835)	1	11.8	1	-	-	2	43.8	2	-	-	9	41.3	9	-	-
All other accidents (E800-E802, E840-E962)	5	59.1	5	-	-	3	65.7	3	-	-	7	32.1	7	-	-
Suicide and self-inflicted injury (E963, E970-E979)	1	11.8	1	-	-	-	-	-	-	-	5	22.9	5	-	-
Homicide and operations of war (E964, E965, E980-E999)	1	11.8	1	-	-	-	-	-	-	-	1	4.6	1	-	-

TABLE V. RESIDENT BIRTHS, DEATHS, AND DEATHS BY IMPORTANT CAUSES, NUMBER AND RATE

BY COUNTY, AND NUMBER BY COUNTY AND RACE, OKLAHOMA, 1964

	SEMINOLE					SEQUOYAH					STEPHENS				
	Total		Race			Total		Race			Total		Race		
Estimated population, July 1, 1964	25,374		Wh.	Neg.	Ind.	18,258		Wh.	Neg.	Ind.	40,210		Wh.	Neg.	Ind.
	No.	Rate	No.	No.	No.	No.	Rate	No.	No.	No.	No.	Rate	No.	No.	No.
Live births*	456	18.0	318	49	89	518	28.4	426	37	55	610	15.2	585	20	5
Physician in hospital	441	...	313	40	88	507	...	419	35	53	607	...	582	20	5
Physician not in hospital	6	...	5	1	-	-	...	-	-	-	3	...	3	-	-
Midwife, other, or unknown	9	...	-	8	1	11	...	7	2	2	-	...	-	-	-
Stillbirths+	7	15.4	5	1	1	4	7.7	4	-	-	10	16.4	9	1	-
Physician in hospital	7	...	5	1	1	4	...	4	-	-	10	...	9	1	-
Physician not in hospital	-	...	-	-	-	-	...	-	-	-	-	...	-	-	-
Midwife, other, or unknown	-	...	-	-	-	-	...	-	-	-	-	...	-	-	-
Total deaths, all causes*	332	13.1	276	35	21	209	11.4	190	13	6	371	9.2	354	13	4
Deaths under 1 year+	8	17.5	6	2	-	7	13.5	7	-	-	12	19.7	12	-	-
Deaths under 1 month+	4	8.8	3	1	-	4	7.7	4	-	-	10	16.4	10	-	-
Tuberculosis of respiratory system (001-008)	3	11.8	3	-	-	-	-	-	-	-	2	5.0	2	-	-
Tuberculosis, other forms (010-019)	-	-	-	-	-	-	-	-	-	-	-	-	-	-	-
Syphilis and its sequelae (020-029)	1	3.9	1	-	-	1	5.5	1	-	-	-	-	-	-	-
Typhoid fever (040)	-	-	-	-	-	-	-	-	-	-	-	-	-	-	-
Dysentery, all forms (045-048)	1	3.9	-	1	-	-	-	-	-	-	-	-	-	-	-
Scarlet fever and streptococcal sore throat (050, 051)	-	-	-	-	-	-	-	-	-	-	-	-	-	-	-
Diphtheria (055)	-	-	-	-	-	-	-	-	-	-	-	-	-	-	-
Whooping cough (056)	-	-	-	-	-	-	-	-	-	-	-	-	-	-	-
Meningococcal infections (057)	-	-	-	-	-	-	-	-	-	-	-	-	-	-	-
Acute poliomyelitis (080)	-	-	-	-	-	-	-	-	-	-	-	-	-	-	-
Smallpox (084)	-	-	-	-	-	-	-	-	-	-	-	-	-	-	-
Measles (085)	-	-	-	-	-	1	5.5	1	-	-	-	-	-	-	-
Typhus and other rickettsial diseases (100-108)	-	-	-	-	-	-	-	-	-	-	-	-	-	-	-
Malaria (110-117)	-	-	-	-	-	-	-	-	-	-	-	-	-	-	-
All other diseases classified as infective and parasitic (030-039, 041, 042, 044, 049, 052-054, 059-074, 081-083, 086-096, 120-138)	-	-	-	-	-	-	-	-	-	-	2	5.0	2	-	-
Malignant neoplasms, including neoplasms of lymphatic and hematopoietic tissues (140-205)	56	220.7	49	2	5	27	147.9	25	2	-	74	184.0	71	3	-
Benign and unspecified neoplasms (210-239)	-	-	-	-	-	-	-	-	-	-	-	-	-	-	-
Diabetes mellitus (260)	11	43.4	6	3	2	6	32.9	5	1	-	5	12.4	5	-	-
Anemias (290-293)	-	-	-	-	-	-	-	-	-	-	-	-	-	-	-
Vascular lesions affecting central nervous system (330-334)	33	130.1	28	3	2	26	142.4	25	1	-	43	106.9	42	1	-
Nonmeningococcal meningitis (340)	-	-	-	-	-	-	-	-	-	-	-	-	-	-	-
Rheumatic fever (400-402)	-	-	-	-	-	-	-	-	-	-	-	-	-	-	-
Chronic rheumatic heart disease (410-416)	-	-	-	-	-	1	5.5	1	-	-	4	9.9	3	-	1
Arteriosclerotic and degenerative heart disease (420-422)	109	429.6	97	10	2	69	377.9	64	3	2	111	276.1	104	5	2
Other diseases of heart (430-434)	6	23.6	5	-	1	4	21.9	3	1	-	12	29.8	12	-	-
Hypertension with heart disease (440-443)	13	51.2	10	1	2	10	54.8	7	3	-	3	7.5	3	-	-
Hypertension without mention of heart (444-447)	3	11.8	3	-	-	6	32.9	6	-	-	5	12.4	5	-	-
Influenza (480-483)	-	-	-	-	-	1	5.5	1	-	-	1	2.5	1	-	-
Pneumonia (490-493)	3	11.8	3	-	-	5	27.4	5	-	-	6	14.9	6	-	-
Bronchitis (500-502)	1	3.9	1	-	-	-	-	-	-	-	1	2.5	1	-	-
Ulcer of stomach and duodenum (540, 541)	2	7.9	2	-	-	-	-	-	-	-	6	14.9	5	1	-
Appendicitis (550-553)	2	7.9	1	-	1	-	-	-	-	-	-	-	-	-	-
Intestinal obstruction and hernia (560, 561, 570)	3	11.8	2	-	1	-	-	-	-	-	5	12.4	5	-	-
Gastritis, duodenitis, enteritis and colitis, except diarrhea of the newborn (543, 571, 572)	-	-	-	-	-	1	5.5	1	-	-	1	2.5	1	-	-
Cirrhosis of liver (581)	-	-	-	-	-	2	11.0	2	-	-	3	7.5	3	-	-
Nephritis and nephrosis (590-594)	8	31.5	6	2	-	1	5.5	1	-	-	4	9.9	3	1	-
Hyperplasia of prostate (610)	1	3.9	1	-	-	2	11.0	1	-	1	1	2.5	1	-	-
Complications of pregnancy, childbirth and the puerperium (640-689)++	-	-	-	-	-	-	-	-	-	-	-	-	-	-	-
Congenital malformations (750-759)	2	7.9	1	1	-	1	5.5	1	-	-	2	5.0	2	-	-
Birth injuries, postnatal asphyxia and atelectasis (760-762)	1	3.9	1	-	-	-	-	-	-	-	4	9.9	4	-	-
Infections of the newborn (763-768)	-	-	-	-	-	-	-	-	-	-	-	-	-	-	-
Other diseases peculiar to early infancy and immaturity unqualified (769-776)	2	7.9	2	-	-	4	21.9	4	-	-	5	12.4	5	-	-
Senility without mention of psychosis, ill-defined and unknown causes (780-795)	11	43.4	10	1	-	5	27.4	5	-	-	5	12.4	5	-	-
All other diseases (Residual)	27	106.4	18	5	4	19	104.1	18	1	-	41	102.0	41	-	-
Motor-vehicle accidents (E810-E835)	20	78.8	16	3	1	5	27.4	5	-	-	9	22.4	7	1	1
All other accidents (E800-E802, E840-E962)	10	39.4	8	2	-	6	32.9	5	-	1	11	27.4	11	-	-
Suicide and self-inflicted injury (E963, E970-E979)	1	3.9	1	-	-	4	21.9	3	-	1	4	9.9	4	-	-
Homicide and operations of war (E964, E965, E980-E999)	2	7.9	1	1	-	2	11.0	-	1	1	1	2.5	-	1	-

TABLE V. RESIDENT BIRTHS, DEATHS, AND DEATHS BY IMPORTANT CAUSES, NUMBER AND RATE

BY COUNTY, AND NUMBER BY COUNTY AND RACE, OKLAHOMA, 1964

	TEXAS					TILLMAN					TULSA				
	Total		Race			Total		Race			Total		Race		
Estimated population, July 1, 1964	14,690		Wh.	Neg.	Ind.	14,258		Wh.	Neg.	Ind.	382,975		Wh.	Neg.	Ind.
	No.	Rate	No.	No.	No.	No.	Rate	No.	No.	No.	No.	Rate	No.	No.	No.
Live births*	290	19.7	287	-	3	281	19.7	204	69	8	7,097	18.5	6,097	839	161
Physician in hospital	290	...	287	-	3	277	...	203	66	8	7,044	...	6,069	815	160
Physician not in hospital	-	...	-	-	-	-	...	-	-	-	30	...	20	9	1
Midwife, other, or unknown	-	...	-	-	-	4	...	1	3	-	23	...	8	15	-
Stillbirths+	6	20.7	6	-	-	4	14.2	3	1	-	79	11.1	57	20	2
Physician in hospital	6	...	6	-	-	4	...	3	1	-	77	...	56	19	2
Physician not in hospital	-	...	-	-	-	-	...	-	-	-	1	...	-	1	-
Midwife, other, or unknown	-	...	-	-	-	-	...	-	-	-	1	...	1	-	-
Total deaths, all causes*	136	9.3	136	-	-	183	12.8	160	22	1	3,011	7.9	2,665	327	19
Deaths under 1 year+	7	24.1	7	-	-	5	17.8	4	-	1	165	23.2	133	31	1
Deaths under 1 month+	6	20.7	6	-	-	3	10.7	2	-	1	130	18.3	105	24	1
Tuberculosis of respiratory system (001-008)	-	-	-	-	-	1	7.0	1	-	-	16	4.2	12	4	-
Tuberculosis, other forms (010-019)	-	-	-	-	-	-	-	-	-	-	3	0.8	1	2	-
Syphilis and its sequelae (020-029)	-	-	-	-	-	1	7.0	1	-	-	3	0.8	1	2	-
Typhoid fever (040)	-	-	-	-	-	-	-	-	-	-	-	-	-	-	-
Dysentery, all forms (045-048)	-	-	-	-	-	-	-	-	-	-	1	0.3	-	1	-
Scarlet fever and streptococcal sore throat (050, 051)	-	-	-	-	-	1	7.0	1	-	-	-	-	-	-	-
Diphtheria (055)	-	-	-	-	-	-	-	-	-	-	-	-	-	-	-
Whooping cough (056)	-	-	-	-	-	1	7.0	1	-	-	-	-	-	-	-
Meningococcal infections (057)	-	-	-	-	-	-	-	-	-	-	-	-	-	-	-
Acute poliomyelitis (080)	-	-	-	-	-	-	-	-	-	-	-	-	-	-	-
Smallpox (084)	-	-	-	-	-	-	-	-	-	-	-	-	-	-	-
Measles (085)	-	-	-	-	-	-	-	-	-	-	2	0.5	2	-	-
Typhus and other rickettsial diseases (100-108)	-	-	-	-	-	-	-	-	-	-	-	-	-	-	-
Malaria (110-117)	-	-	-	-	-	-	-	-	-	-	1	0.3	1	-	-
All other diseases classified as infective and parasitic (030-039, 041, 042, 044, 049, 052-054, 059-074, 081-083, 086-096, 120-138)	-	-	-	-	-	-	-	-	-	-	16	4.2	12	3	1
Malignant neoplasms, including neoplasms of lymphatic and hematopoietic tissues (140-205)	23	156.6	23	-	-	22	154.3	20	2	-	519	135.5	473	42	4
Benign and unspecified neoplasms (210-239)	-	-	-	-	-	1	7.0	1	-	-	10	2.6	8	2	-
Diabetes mellitus (260)	3	20.4	3	-	-	1	7.0	1	-	-	44	11.5	33	11	-
Anemias (290-293)	-	-	-	-	-	-	-	-	-	-	5	1.3	5	-	-
Vascular lesions affecting central nervous system (330-334)	31	211.0	31	-	-	17	119.2	14	3		362	94.5	320	41	1
Nonmeningococcal meningitis (340)	-	-	-	-	-	-	-	-	-		4	1.0	4	-	-
Rheumatic fever (400-402)	-	-	-	-	-	-	-	-	-	-	-	-	-	-	-
Chronic rheumatic heart disease (410-416)	-	-	-	-	-	-	-	-	-	-	29	7.6	28	1	-
Arteriosclerotic and degenerative heart disease (420-422)	40	272.3	40	-	-	58	406.8	52	6	-	945	246.8	855	86	4
Other diseases of heart (430-434)	1	6.8	1	-	-	3	21.0	3	-	-	60	15.7	53	5	2
Hypertension with heart disease (440-443)	1	6.8	1	-	-	21	147.3	19	2	-	52	13.6	36	16	-
Hypertension without mention of heart (444-447)	-	-	-	-	-	2	14.0	1	1	-	16	4.2	13	3	-
Influenza (480-483)	-	-	-	-	-	1	7.0	1	-	-	3	0.8	3	-	-
Pneumonia (490-493)	3	20.4	3	-	-	3	21.0	3	-	-	77	20.1	74	3	-
Bronchitis (500-502)	-	-	-	-	-	-	-	-	-	-	8	2.1	6	2	-
Ulcer of stomach and duodenum (540, 541)	-	-	-	-	-	2	14.0	2	-	-	14	3.7	13	1	-
Appendicitis (550-553)	-	-	-	-	-	-	-	-	-	-	4	1.0	2	2	-
Intestinal obstruction and hernia (560, 561, 570)	1	6.8	1	-	-	2	14.0	1	1	-	21	5.5	18	3	-
Gastritis, duodenitis, enteritis and colitis, except diarrhea of the newborn (543, 571, 572)	-	-	-	-	-	-	-	-	-	-	14	3.7	12	2	-
Cirrhosis of liver (581)	1	6.8	1	-	-	1	7.0	1	-	-	34	8.9	33	1	-
Nephritis and nephrosis (590-594)	1	6.8	1	-	-	2	14.0	2	-	-	28	7.3	16	12	-
Hyperplasia of prostate (610)	-	-	-	-	-	-	-	-	-	-	6	1.6	4	2	-
Complications of pregnancy, childbirth and the puerperium (640-689)++	1	34.5	1	-	-	-	-	-	-	-	2	2.8	1	1	-
Congenital malformations (750-759)	1	6.8	1	-	-	3	21.0	3	-	-	38	9.9	35	3	-
Birth injuries, postnatal asphyxia and atelectasis (760-762)	1	6.8	1	-	-	-	-	-	-	-	35	9.1	26	9	-
Infections of the newborn (763-768)	-	-	-	-	-	1	7.0	1	-	-	8	2.1	5	3	-
Other diseases peculiar to early infancy and immaturity unqualified (769-776)	4	27.2	4	-	-	2	14.0	1	-	1	62	16.2	51	10	1
Senility without mention of psychosis, ill-defined and unknown causes (780-795)	-	-	-	-	-	1	7.0	1	-	-	25	6.5	21	4	-
All other diseases (Residual)	13	88.5	13	-	-	13	91.2	12	1	-	286	74.7	256	26	4
Motor-vehicle accidents (E810-E835)	1	6.8	1	-	-	6	42.1	6	-	-	109	28.5	105	3	1
All other accidents (E800-E802, E840-E962)	9	61.3	9	-	-	14	98.2	8	6	-	102	26.6	93	9	-
Suicide and self-inflicted injury (E963, E970-E979)	1	6.8	1	-	-	1	7.0	1	-	-	22	5.7	21	1	-
Homicide and operations of war (E964, E965, E980-E999)	-	-	-	-	-	2	14.0	2	-	-	25	6.5	13	11	1

TABLE V. RESIDENT BIRTHS, DEATHS, AND DEATHS BY IMPORTANT CAUSES, NUMBER AND RATE BY COUNTY, AND NUMBER BY COUNTY AND RACE, OKLAHOMA, 1964

	WAGONER					WASHINGTON					WASHITA				
	Total		Race			Total		Race			Total		Race		
Estimated population, July 1, 1964	15,773		Wh.	Neg.	Ind.	47,906		Wh.	Neg.	Ind.	19,326		Wh.	Neg.	Ind.
	No.	Rate	No.	No.	No.	No.	Rate	No.	No.	No.	No.	Rate	No.	No.	No.
Live births*	307	19.5	251	48	8	715	14.9	674	31	10	447	23.1	430	14	3
Physician in hospital	293	...	245	40	8	712	...	671	31	10	435	...	418	14	3
Physician not in hospital	4	...	3	1	-	2	...	2	-	-	7	...	7	-	-
Midwife, other, or unknown	10	...	3	7	-	1	...	1	-	-	5	...	5	-	-
Stillbirths+	2	6.5	2	-	-	11	15.4	9	2	-	8	17.9	6	-	2
Physician in hospital	2	...	2	-	-	11	...	9	2	-	7	...	5	-	2
Physician not in hospital	-	...	-	-	-	-	...	-	-	-	1	...	1	-	-
Midwife, other, or unknown	-	...	-	-	-	-	...	-	-	-	-	...	-	-	-
Total deaths, all causes*	174	11.0	134	34	6	370	7.7	341	21	8	168	8.7	166	1	1
Deaths under 1 year+	4	13.0	1	3	-	10	14.0	8	2	-	11	24.6	11	-	-
Deaths under 1 month+	2	6.5	-	2	-	10	14.0	8	2	-	9	20.1	9	-	-
Tuberculosis of respiratory system (001-008)	-	-	-	-	-	1	2.1	1	-	-	1	5.2	1	-	-
Tuberculosis, other forms (010-019)	-	-	-	-	-	-	-	-	-	-	-	-	-	-	-
Syphilis and its sequelae (020-029)	-	-	-	-	-	-	-	-	-	-	-	-	-	-	-
Typhoid fever (040)	-	-	-	-	-	-	-	-	-	-	-	-	-	-	-
Dysentery, all forms (045-048)	-	-	-	-	-	-	-	-	-	-	-	-	-	-	-
Scarlet fever and streptococcal sore throat (050, 051)	-	-	-	-	-	-	-	-	-	-	-	-	-	-	-
Diphtheria (055)	-	-	-	-	-	-	-	-	-	-	-	-	-	-	-
Whooping cough (056)	-	-	-	-	-	-	-	-	-	-	-	-	-	-	-
Meningococcal infections (057)	-	-	-	-	-	-	-	-	-	-	-	-	-	-	-
Acute poliomyelitis (080)	-	-	-	-	-	-	-	-	-	-	-	-	-	-	-
Smallpox (084)	-	-	-	-	-	-	-	-	-	-	-	-	-	-	-
Measles (085)	-	-	-	-	-	-	-	-	-	-	-	-	-	-	-
Typhus and other rickettsial diseases (100-108)	-	-	-	-	-	-	-	-	-	-	-	-	-	-	-
Malaria (110-117)	-	-	-	-	-	-	-	-	-	-	-	-	-	-	-
All other diseases classified as infective and parasitic (030-039, 041, 042, 044, 049, 052-054, 059-074, 081-083, 086-096, 120-138)	1	6.3	-	1	-	1	2.1	1	-	-	-	-	-	-	-
Malignant neoplasms, including neoplasms of lymphatic and hematopoietic tissues (140-205)	36	228.2	31	3	2	53	110.6	51	2	-	25	129.4	24	1	-
Benign and unspecified neoplasms (210-239)	-	-	-	-	-	-	-	-	-	-	-	-	-	-	-
Diabetes mellitus (260)	1	6.3	-	1	-	3	6.3	3	-	-	2	10.3	2	-	-
Anemias (290-293)	-	-	-	-	-	-	-	-	-	-	-	-	-	-	-
Vascular lesions affecting central nervous system (330-334)	18	114.1	14	4	-	52	108.5	47	3	2	18	93.1	18	-	-
Nonmeningococcal meningitis (340)	-	-	-	-	-	-	-	-	-	-	-	-	-	-	-
Rheumatic fever (400-402)	-	-	-	-	-	-	-	-	-	-	-	-	-	-	-
Chronic rheumatic heart disease (410-416)	1	6.3	1	-	-	3	6.3	3	-	-	2	10.3	1	-	1
Arteriosclerotic and degenerative heart disease (420-422)	65	412.1	55	9	1	129	269.3	120	7	2	46	238.0	46	-	-
Other diseases of heart (430-434)	2	12.7	2	-	-	10	20.9	7	2	1	4	20.7	4	-	-
Hypertension with heart disease (440-443)	3	19.0	1	2	-	10	20.9	8	2	-	4	20.7	4	-	-
Hypertension without mention of heart (444-447)	4	25.4	3	-	1	3	6.3	3	-	-	1	5.2	1	-	-
Influenza (480-483)	-	-	-	-	-	-	-	-	-	-	-	-	-	-	-
Pneumonia (490-493)	6	38.0	5	1	-	3	6.3	3	-	-	10	51.7	10	-	-
Bronchitis (500-502)	-	-	-	-	-	1	2.1	1	-	-	-	-	-	-	-
Ulcer of stomach and duodenum (540, 541)	-	-	-	-	-	6	12.5	5	-	1	-	-	-	-	-
Appendicitis (550-553)	1	6.3	-	1	-	2	4.2	2	-	-	-	-	-	-	-
Intestinal obstruction and hernia (560, 561, 570)	2	12.7	1	1	-	6	12.5	6	-	-	1	5.2	1	-	-
Gastritis, duodenitis, enteritis and colitis, except diarrhea of the newborn (543, 571, 572)	-	-	-	-	-	2	4.2	2	-	-	1	5.2	1	-	-
Cirrhosis of liver (581)	3	19.0	3	-	-	1	2.1	1	-	-	1	5.2	1	-	-
Nephritis and nephrosis (590-594)	2	12.7	1	1	-	2	4.2	2	-	-	2	10.3	2	-	-
Hyperplasia of prostate (610)	-	-	-	-	-	1	2.1	1	-	-	1	5.2	1	-	-
Complications of pregnancy, childbirth and the puerperium (640-689)++	-	-	-	-	-	-	-	-	-	-	1	22.4	1	-	-
Congenital malformations (750-759)	-	-	-	-	-	1	2.1	1	-	-	4	20.7	4	-	-
Birth injuries, postnatal asphyxia and atelectasis (760-762)	-	-	-	-	-	2	4.2	2	-	-	3	15.5	3	-	-
Infections of the newborn (763-768)	-	-	-	-	-	1	2.1	-	1	-	1	5.2	1	-	-
Other diseases peculiar to early infancy and immaturity unqualified (769-776)	2	12.7	-	2	-	6	12.5	5	1	-	4	20.7	4	-	-
Senility without mention of psychosis, ill-defined and unknown causes (780-795)	-	-	-	-	-	3	6.3	3	-	-	-	-	-	-	-
All other diseases (Residual)	17	107.8	11	5	1	33	68.9	32	1	-	14	72.4	14	-	-
Motor-vehicle accidents (E810-E835)	2	12.7	1	1	-	17	35.5	17	-	-	9	46.6	9	-	-
All other accidents (E800-E802, E840-E962)	5	31.7	2	2	1	13	27.1	9	2	2	12	62.1	12	-	-
Suicide and self-inflicted injury (E963, E970-E979)	2	12.7	2	-	-	4	8.3	4	-	-	1	5.2	1	-	-
Homicide and operations of war (E964, E965, E980-E999)	1	6.3	1	-	-	1	2.1	1	-	-	-	-	-	-	-

TABLE V. RESIDENT BIRTHS, DEATHS, AND DEATHS BY IMPORTANT CAUSES, NUMBER AND RATE BY COUNTY, AND NUMBER BY COUNTY AND RACE, OKLAHOMA, 1964

	WOODS					WOODWARD				
	Total		Race			Total		Race		
Estimated population, July 1, 1964	11,528		Wh.	Neg.	Ind.	14,439		Wh.	Neg.	Ind.
	No.	Rate	No.	No.	No.	No.	Rate	No.	No.	No.
Live births*	182	15.8	181	-	1	234	16.2	234	-	-
Physician in hospital	182	...	181	-	1	233	...	234	-	-
Physician not in hospital	-	...	-	-	-	1	...	1	-	-
Midwife, other, or unknown	-	...	-	-	-	-	...	-	-	-
Stillbirths+	1	5.5	1	-	-	4	17.1	4	-	-
Physician in hospital	1	...	1	-	-	4	...	4	-	-
Physician not in hospital	-	...	-	-	-	-	...	-	-	-
Midwife, other, or unknown	-	...	-	-	-	-	...	-	-	-
Total deaths, all causes*	128	11.1	128	-	-	115	8.0	114	-	1
Deaths under 1 year+	4	22.0	4	-	-	3	12.8	3	-	-
Deaths under 1 month+	2	11.0	2	-	-	2	8.5	2	-	-
Tuberculosis of respiratory system (001-008)	-	-	-	-	-	-	-	-	-	-
Tuberculosis, other forms (010-019)	-	-	-	-	-	-	-	-	-	-
Syphilis and its sequelae (020-029)	1	8.7	1	-	-	-	-	-	-	-
Typhoid fever (040)	-	-	-	-	-	-	-	-	-	-
Dysentery, all forms (045-048)	-	-	-	-	-	-	-	-	-	-
Scarlet fever and streptococcal sore throat (050-051)	-	-	-	-	-	-	-	-	-	-
Diphtheria (055)	-	-	-	-	-	-	-	-	-	-
Whooping cough (056)	-	-	-	-	-	-	-	-	-	-
Meningococcal infections (057)	-	-	-	-	-	-	-	-	-	-
Acute poliomyelitis (080)	-	-	-	-	-	-	-	-	-	-
Smallpox (084)	-	-	-	-	-	-	-	-	-	-
Measles (085)	-	-	-	-	-	-	-	-	-	-
Typhus and other rickettsial diseases (100-108)	-	-	-	-	-	-	-	-	-	-
Malaria (110-117)	-	-	-	-	-	-	-	-	-	-
All other diseases classified as infective and parasitic (030-039, 041, 042, 044, 049, 052-054, 059-074, 081-083,086-096, 120-138)	1	8.7	1	-	-	-	-	-	-	-
Malignant neoplasms, including neoplasms of lymphatic and hematopoietic tissues (140-205)	24	208.2	24	-	-	16	110.8	16	-	-
Benign and unspecified neoplasms (210-239)	-	-	-	-	-	-	-	-	-	-
Diabetes mellitus (260)	3	26.0	3	-	-	1	6.9	1	-	-
Anemias (290-293)	-	-	-	-	-	-	-	-	-	-
Vascular lesions affecting central nervous system (330-334)	19	164.8	19	-	-	12	83.1	12	-	-
Nonmeningococcal meningitis (340)	1	8.7	1	-	-	-	-	-	-	-
Rheumatic fever (400-402)	-	-	-	-	-	-	-	-	-	-
Chronic rheumatic heart disease (410-416)	1	8.7	1	-	-	-	-	-	-	-
Arteriosclerotic and degenerative heart disease (420-422)	33	286.3	33	-	-	34	235.5	34	-	-
Other diseases of heart (430-434)	7	60.7	7	-	-	4	27.7	4	-	-
Hypertension with heart disease (440-443)	2	17.3	2	-	-	4	27.7	4	-	-
Hypertension without mention of heart (444-447)	-	-	-	-	-	3	20.8	3	-	-
Influenza (480-483)	1	8.7	1	-	-	-	-	-	-	-
Pneumonia (490-493)	4	34.7	4	-	-	2	13.9	2	-	-
Bronchitis (500-502)	-	-	-	-	-	-	-	-	-	-
Ulcer of stomach and duodenum (540, 541)	2	17.3	2	-	-	-	-	-	-	-
Appendicitis (550-553)	-	-	-	-	-	-	-	-	-	-
Intestinal obstruction and hernia (560, 561, 570)	1	8.7	1	-	-	3	20.8	3	-	-
Gastritis, duodenitis, enteritis and colitis, except diarrhea of the newborn (543, 571, 572)	-	-	-	-	-	-	-	-	-	-
Cirrhosis of liver (581)	1	8.7	1	-	-	1	6.9	1	-	-
Nephritis and nephrosis (590-594)	1	8.7	1	-	-	2	13.9	2	-	-
Hyperplasia of prostate (610)	-	-	-	-	-	-	-	-	-	-
Complications of pregnancy, childbirth and the puerperium (640-689)++	-	-	-	-	-	-	-	-	-	-
Congenital malformations (750-759)	-	-	-	-	-	1	6.9	1	-	-
Birth injuries, postnatal asphyxia and atelectasis (760-762)	1	8.7	1	-	-	-	-	-	-	-
Infections of the newborn (763-768)	-	-	-	-	-	-	-	-	-	-
Other diseases peculiar to early infancy and immaturity unqualified (769-776)	1	8.7	1	-	-	2	13.9	2	-	-
Senility without mention of psychosis, ill-defined and unknown causes (780-795)	4	34.7	4	-	-	1	6.9	1	-	-
All other diseases (Residual)	13	112.8	13	-	-	18	124.7	17	-	1
Motor-vehicle accidents (E810-E835)	1	8.7	1	-	-	4	27.7	4	-	-
All other accidents (E800-E802, E840-E962)	2	17.3	2	-	-	5	34.6	5	-	-
Suicide and self-inflicted injury (E963, E970-E979)	2	17.3	2	-	-	-	-	-	-	-
Homicide and operations of war (E964, E965, E980-E999)	2	17.3	2	-	-	-	-	-	-	-

TABLE V. RESIDENT BIRTHS, DEATHS AND DEATHS BY IMPORTANT CAUSES, NUMBER AND RATE

BY COUNTY, AND NUMBER BY COUNTY AND RACE, OKLAHOMA, 1964

	OKLAHOMA CITY					TULSA CITY					LAWTON CITY				
	Total		Race			Total		Race			Total		Race		
Estimated population, July 1, 1964	375,600		Wh.	Neg.	Ind.	285,000		Wh.	Neg.	Ind.	69,300		Wh.	Neg.	Ind.
	No.	Rate	No.	No.	No.	No.	Rate	No.	No.	No.	No.	Rate	No.	No.	No.
Live births*	8,587	22.9	6,973	1,395	219	5,705	20.0	4,780	797	128	2,533	36.6	2,157	288	88
Physician in hospital	8,547	...	6,949	1,382	216	5,664	...	4,763	774	127	2,526	...	2,152	286	88
Physician not in hospital	22	...	10	11	1	23	...	13	9	1	5	...	5	-	-
Midwife, other, or unknown	18	...	14	2	2	18	...	4	14	-	2	...	-	2	-
Stillbirths+	122	14.2	80	37	5	68	11.9	48	18	2	33	13.0	26	4	3
Physician in hospital	121	...	80	36	5	66	...	47	17	2	32	...	25	4	3
Physician not in hospital	1	...	-	1	-	1	...	-	1	-	1	...	1	-	-
Midwife, other, or unknown	-	...	-	-	-	1	...	1	-	-	-	...	-	-	-
Total deaths, all causes*	3,183	8.5	2,787	371	25	2,538	8.9	2,232	294	12	442	6.4	371	62	9
Deaths under 1 year+	221	25.7	163	53	5	133	23.3	104	29	-	57	22.5	43	10	4
Deaths under 1 month+	163	19.0	126	34	3	105	18.4	83	22	-	43	17.0	32	9	2
Tuberculosis of respiratory system (001-008)	13	3.5	9	2	2	15	5.3	11	4	-	1	1.4	1	-	-
Tuberculosis, other forms (010-019)	2	0.5	-	2	-	3	1.1	1	2	-	-	-	-	-	-
Syphilis and its sequelae (020-029)	6	1.6	6	-	-	3	1.1	1	2	-	3	4.3	2	1	-
Typhoid fever (040)	-	-	-	-	-	-	-	-	-	-	-	-	-	-	-
Dysentery, all forms (045-048)	1	0.3	-	1	-	1	0.4	-	1	-	-	-	-	-	-
Scarlet fever and streptococcal sore throat (050, 051)	-	-	-	-	-	-	-	-	-	-	-	-	-	-	-
Diphtheria (055)	-	-	-	-	-	-	-	-	-	-	-	-	-	-	-
Whooping cough (056)	1	0.3	-	-	1	-	-	-	-	-	-	-	-	-	-
Meningococcal infections (057)	1	0.3	1	-	-	-	-	-	-	-	-	-	-	-	-
Acute poliomyelitis (080)	-	-	-	-	-	-	-	-	-	-	-	-	-	-	-
Smallpox (084)	-	-	-	-	-	-	-	-	-	-	-	-	-	-	-
Measles (085)	1	0.3	1	-	-	2	0.7	2	-	-	-	-	-	-	-
Typhus and other rickettsial diseases (100-108)	-	-	-	-	-	-	-	-	-	-	-	-	-	-	-
Malaria (110-117)	-	-	-	-	-	1	0.4	1	-	-	-	-	-	-	-
All other diseases classified as infective and parasitic (030-039, 041, 042, 044, 049, 052-054, 059-074, 081-083, 086-096, 120-138)	15	4.0	10	5	-	15	5.3	11	3	1	2	2.9	2	-	-
Malignant neoplasms, including neoplasms of lymphatic and hematopoietic tissues (140-205)	532	141.6	473	58	1	452	158.6	409	39	4	81	116.9	69	8	4
Benign and unspecified neoplasms (210-239)	9	2.4	9	-	-	10	3.5	8	2	-	-	-	-	-	-
Diabetes mellitus (260)	35	9.3	28	7	-	40	14.0	29	11	-	10	14.4	9	1	-
Anemias (290-293)	4	1.1	4	-	-	4	1.4	4	-	-	1	1.4	1	-	-
Vascular lesions affecting central nervous system (330-334)	383	102.0	345	38	-	280	98.2	248	32	-	48	69.3	40	7	1
Nonmeningococcal meningitis (340)	7	1.9	6	1	-	4	1.4	4	-	-	2	2.9	2	-	-
Rheumatic fever (400-402)	1	0.3	1	-	-	-	-	-	-	-	1	1.4	1	-	-
Chronic rheumatic heart disease (410-416)	20	5.3	20	-	-	26	9.1	25	1	-	1	1.4	1	-	-
Arteriosclerotic and degenerative heart disease (420-422)	758	201.8	710	46	2	811	284.6	731	76	4	107	154.4	100	7	-
Other diseases of heart (430-434)	78	20.8	64	12	2	44	15.4	39	4	1	6	8.7	4	2	-
Hypertension with heart disease (440-443)	59	15.7	44	15	-	44	15.4	29	15	-	12	17.3	9	3	-
Hypertension without mention of heart (444-447)	22	5.9	17	5	-	14	4.9	11	3	-	1	1.4	-	1	-
Influenza (480-483)	1	0.3	1	-	-	3	1.1	3	-	-	-	-	-	-	-
Pneumonia (490-493)	103	27.4	93	9	1	55	19.3	52	3	-	8	11.5	5	3	-
Bronchitis (500-502)	9	2.4	8	1	-	8	2.8	6	2	-	1	1.4	1	-	-
Ulcer of stomach and duodenum (540, 541)	29	7.7	28	1	-	13	4.6	12	1	-	3	4.3	3	-	-
Appendicitis (550-553)	1	0.3	1	-	-	3	1.1	2	1	-	1	1.4	1	-	-
Intestinal obstruction and hernia (560, 561, 570)	25	6.7	22	3	-	19	6.7	16	3	-	3	4.3	3	-	-
Gastritis, duodenitis, enteritis and colitis, except diarrhea of the newborn (543, 571, 572)	13	3.5	11	2	-	11	3.9	10	1	-	2	2.9	2	-	-
Cirrhosis of liver (581)	45	12.0	43	-	2	33	11.6	32	1	-	4	5.8	4	-	-
Nephritis and nephrosis (590-594)	29	7.7	19	9	1	21	7.4	9	12	-	4	5.8	3	1	-
Hyperplasia of prostate (610)	7	1.9	7	-	-	6	2.1	4	2	-	2	2.9	2	-	-
Complications of pregnancy, childbirth and the puerperium (640-689)++	3	3.5	2	1	-	1	1.8	-	1	-	-	-	-	-	-
Congenital malformations (750-759)	41	10.9	34	6	1	33	11.6	30	3	-	11	15.9	10	1	-
Birth injuries, postnatal asphyxia and atelectasis (760-762)	49	13.0	42	6	1	30	10.5	22	8	-	14	20.2	13	1	-
Infections of the newborn (763-768)	4	1.1	3	1	-	6	2.1	4	2	-	3	4.3	1	1	1
Other diseases peculiar to early infancy and immaturity unqualified (769-776)	87	23.2	59	26	2	47	16.5	37	10	-	22	31.7	15	5	2
Senility without mention of psychosis, ill-defined and unknown causes (780-795)	243	64.7	191	51	1	20	7.0	17	3	-	14	20.2	12	2	-
All other diseases (Residual)	270	71.9	246	22	2	243	85.3	217	25	1	30	43.3	24	5	1
Motor-vehicle accidents (E810-E835)	98	26.1	89	8	1	94	33.0	91	3	-	17	24.5	14	3	-
All other accidents (E800-E802, E840-E962)	110	29.3	90	16	4	87	30.5	79	8	-	18	26.0	11	7	-
Suicide and self-inflicted injury (E963, E970-E979)	43	11.4	40	2	1	17	6.0	17	-	-	5	7.2	5	-	-
Homicide and operations of war (E964, E965, E980-E999)	25	6.7	10	15	-	19	6.7	8	10	1	4	5.8	1	3	-