

PUBLIC HEALTH STATISTICS

STATE OF

OKLAHOMA

1965 & 1966



PART II

BIRTHS AND DEATHS

PUBLIC HEALTH STATISTICS

STATE OF

OKLAHOMA

1965 & 1966



PART II

BIRTHS AND DEATHS

Oklahoma State Department of Health
Oklahoma City, Oklahoma
R. Leroy Carpenter, M.D., Commissioner

Public Health Statistics, Part II, Births and Deaths, 1965 - 1966
Published in 1973

A.B. Colyar, M.D., Commissioner of Health in 1965 and 1966

TABLE OF CONTENTS

	Page
Discussion.....	1-23
Population.....	1
Residence Allocation.....	1
Cause of Death Classification.....	3
Live Births.....	3
Stillbirths.....	10
Total Deaths.....	11
Leading Causes of Death.....	11
Communicable Diseases.....	11
Maternal Deaths.....	16
Infant Deaths.....	18
Perinatal Mortality.....	18

APPENDIX

	Page	
Table I.	Births, Deaths, and Deaths by Important Causes, Number and Rate, Oklahoma, 1941-1966.....	25-31
Table II-a.	Recorded Births, Stillbirths, Deaths, Infant and Neonatal Deaths, Number and Rate, by County, Oklahoma, 1965.....	32
Table III-a.	Resident Deaths by County, by Race, by Sex, Oklahoma, 1965.....	33
Table IV-a.	Resident Deaths by International Intermediate List of 150 Causes, Number and Rate, by Race, Oklahoma, 1965.....	34-36
Table V-a.	Resident Births, Deaths, and Deaths by International Abbreviated List of 50 Causes, Number and Rate by Race, Oklahoma, 1965.....	37
Table VI-a.	Resident Deaths by International Abbreviated List of 50 Causes, by Race, Sex, and Age, Oklahoma, 1965.....	38-44
Table VII-a.	Leading Causes of Death, Number and Per Cent, by Race, by Age Group, Oklahoma, 1965.....	45-46
Table VIII-a.	Resident Births, Deaths, and Deaths by Important Causes, Number and Rate by County, and Number by County and Race, Oklahoma, 1965.....	47-72
Table IX-a.	Resident Births, Deaths, and Deaths by Important Causes, by City and Number by City and Race for Oklahoma City, Tulsa City, and Lawton, 1965.....	73
Table II-b.	Recorded Births, Stillbirths, Deaths, Infant and Neonatal Deaths, Number and Rate, by County, Oklahoma, 1966.....	74
Table III-b.	Resident Deaths by County, by Race, by Sex, Oklahoma, 1966.....	75
Table IV-b.	Resident Deaths by International Intermediate List of 150 Causes, Number and Rate, by Race, Oklahoma, 1966.....	76-78
Table V-b.	Resident Births, Deaths, and Deaths by International Abbreviated List of 50 Causes, Number and Rate, by Race, Oklahoma, 1966.....	79
Table VI-b.	Resident Deaths by International Abbreviated List of 50 Causes, by Race, Sex, and Age, Oklahoma, 1966.....	80-86
Table VII-b.	Leading Causes of Death, Number and Per Cent, by Race, by Age Group, Oklahoma, 1966.....	87-88
Table VIII-b.	Resident Births, Deaths, and Deaths by Important Causes, Number and Rate by County, and Number by County and Race, Oklahoma, 1966.....	89-114
Table IX-b.	Resident Births, Deaths, and Deaths by Important Causes, by City and Number by City and Race for Oklahoma City, Tulsa City, and Lawton, 1966.....	115

PUBLIC HEALTH STATISTICS OF OKLAHOMA

BIRTHS AND DEATHS

1965 & 1966

This publication contains data relating to births, deaths, and stillbirths for Oklahoma during the calendar years of 1965 and 1966. Information is presented for the state, each county, and the three major cities (Oklahoma City, Tulsa City, and Lawton) in eight basic tables in the appendix. One other table in the appendix gives historical data for the years of 1941 through 1966 for the state as a whole. The narrative portion of the bulletin, with tables and charts illustrating points of interest, presents some of the most frequently used statistics.

This report is being published belatedly in order to complete the series of publications entitled Public Health Statistics, Part II, Births and Deaths through 1971. Tabulations in greater detail than those published are in manuscript form in the Division of Statistics of the State Department of Health, and information from them is available upon request.

POPULATION

The Employment Security Commission's population estimate as of July 1 of the respective year was used in calculating rates. This is a Federal-State cooperative effort with the United States Bureau of the Census and the Employment Security Commission. Estimates, based on natural increase, net civilian migration, and net loss or gain to Armed Forces, were adjusted to the Census Bureau estimate of the state total for use in this bulletin. These estimates can be found in Table I, Table VIII and Table IX of the appendix.

RESIDENCE ALLOCATION

Unless otherwise specified, all data included in this publication relates to the resident population, regardless of the place of occurrence of the event. Table II-a and II-b in the appendix are exceptions since they show the births, stillbirths, deaths, infant and neonatal deaths that occurred in each county during the years of 1965 and 1966. Birth, death and stillbirth certificates are filed in the state in which the events occur, but a voluntary exchange of facsimiles of certificates for non-resident births, stillbirths, and deaths between the states makes possible the reallocation of these vital events to the usual place of residence for statistical purposes. Residence reallocations were also made on a county and city basis within the state.

Table 1
Residence Allocation, Oklahoma, 1965 & 1966

	Non-resident Certificates Filed in Oklahoma	Oklahoma Resident Transcripts Filed in Other States
<u>1965</u>		
Births	572	1,495
Deaths	570	1,111
<u>1966</u>		
Births	586	1,424
Deaths	639	1,152

Table 2
Births and Deaths of Oklahoma Residents Occurring Outside Oklahoma,
by State in which the Events Occurred, 1965 & 1966

State	1965		1966	
	Births	Deaths	Births	Deaths
All States	1,495	1,111	1,424	1,152
Arizona	5	18	3	16
Arkansas	761	262	737	301
California	8	44	7	27
Colorado	28	24	34	39
Illinois	15	12	13	9
Iowa	2	8	2	6
Kansas	216	185	178	173
Kentucky	21	1	14	2
Louisiana	19	15	22	14
Minnesota	1	16	1	3
Mississippi	--	8	3	5
Missouri	71	51	84	49
Nebraska	1	1	3	8
New Mexico	5	24	9	20
New York	1	3	3	9
Tennessee	7	5	3	8
Texas	280	361	266	370
All Others	59	73	42	93

CAUSE OF DEATH CLASSIFICATION

The International Classification of Diseases, Seventh Revision, along with special guidelines developed by the National Vital Statistics Division, has been used in this report for selecting the underlying cause of death for statistical purposes.

LIVE BIRTHS

During 1965, a total of 42,806 live births occurred to residents of Oklahoma. This set a record low crude birth rate of 17.5 per 1,000 estimated population. The downward trend continued in 1966 with 39,993 resident live births and a birth rate of 16.1.

The Indian birth rates were the highest with a rate of 34.8 in 1965 and 32.6 in 1966. These compared with rates for 1965 and 1966 respectively of 26.7 and 24.6 for the Negro racial group and 16.3 and 15.1 for the White racial group.

The sex rate again showed a slight margin in favor of the males, with 1,038 males per 1,000 females in 1965 and 1,059 males per 1,000 females in 1966.

Table 4 shows the medical attendance at birth, with figures for 1965 and 1966 continuing to show a slight increase in the number of births attended by a physician in a hospital.

Table 4
Live Birth Attendance by Race, Oklahoma, 1965 & 1966

Attendance	Total		White		Negro		Indian	
	No.	%	No.	%	No.	%	No.	%
<u>1965</u> Total	42,806	100.0	36,252	100.0	4,300	100.0	2,254	100.0
Physician in Hospital	42,080	98.3	35,809	98.8	4,027	93.6	2,244	99.6
Physician not in Hospital	423	1.0	326	0.9	90	2.1	7	0.3
Midwife and Other	303	0.7	117	0.3	183	4.3	3	0.1
<u>1966</u> Total	39,993	100.0	33,870	100.0	4,011	100.0	2,112	100.0
Physician in Hospital	39,477	98.7	33,541	99.0	3,840	95.8	2,096	99.2
Physician not in Hospital	303	0.8	231	0.7	62	1.5	10	0.5
Midwife and Other	213	0.5	98	0.3	109	2.7	6	0.3

Birth distribution by weight and by race is shown in Table 5. In both 1965 and 1966, the rate was highest for weights between 6 lb. 10 oz. and 7 lb. 11 oz. This weight range also contained the largest number for each racial group.

Table 5
Distribution of Live Births by Birth Weight, by Race,
Oklahoma, 1965 & 1966

Birth Weight	All Races		White	Negro	Indian
	Number	Per Cent	Number	Number	Number
<u>1965</u> Total	42,806	100.0	36,252	4,300	2,254
1 lb. 1 oz. or less	43	0.1	30	12	1
1 lb. 2 oz. - 2 lb. 3 oz.	168	0.4	116	46	6
2 lb. 4 oz. - 3 lb. 4 oz.	280	0.7	226	45	9
3 lb. 5 oz. - 4 lb. 6 oz.	626	1.5	481	111	34
4 lb. 7 oz. - 5 lb. 8 oz.	2,288	5.4	1,816	374	98
5 lb. 9 oz. - 6 lb. 9 oz.	8,153	19.0	6,663	1,183	307
6 lb. 10 oz. - 7 lb. 11 oz.	16,351	38.2	13,908	1,617	826
7 lb. 12 oz. - 8 lb. 13 oz.	11,112	26.0	9,725	704	683
8 lb. 14 oz. - 9 lb. 14 oz.	3,101	7.2	2,721	146	234
9 lb. 15 oz. - 11 lb. 0 oz.	491	1.1	421	25	45
11 lb. 1 oz. or more	61	0.1	47	7	7
Not stated	132	0.3	98	30	4
<u>1966</u> Total	39,993	100.0	33,870	4,011	2,112
1 lb. 1 oz. or less	34	0.1	17	14	3
1 lb. 2 oz. - 2 lb. 3 oz.	186	0.5	143	36	7
2 lb. 4 oz. - 3 lb. 4 oz.	244	0.6	187	47	10
3 lb. 5 oz. - 4 lb. 6 oz.	620	1.6	501	96	23
4 lb. 7 oz. - 5 lb. 8 oz.	2,212	5.5	1,753	384	75
5 lb. 9 oz. - 6 lb. 9 oz.	7,892	19.7	6,469	1,127	296
6 lb. 10 oz. - 7 lb. 11 oz.	15,127	37.8	12,880	1,478	769
7 lb. 12 oz. - 8 lb. 13 oz.	10,362	25.9	9,036	669	657
8 lb. 14 oz. - 9 lb. 14 oz.	2,737	6.9	2,408	123	206
9 lb. 15 oz. - 11 lb. 0 oz.	462	1.2	386	25	51
11 lb. 1 oz. or more	58	0.1	45	2	11
Not stated	59	0.1	45	10	4

In 1965, 8.0% and in 1966, 8.3% of all births with a birth weight specified were immature¹. Immaturity is an important factor in neonatal mortality since 22.9% of the neonatal deaths in 1965 and 22.4%

¹Immature births are those with birth weight specified as 5 lb. 8 oz. or less

of the neonatal deaths in 1966 listed immaturity as the underlying cause of death.

Racial variations were observed in the percentages of immature births. The Negro racial group had the highest percentage with 13.8% immature births in 1965 and 14.4% immature births in 1966. Table 6 shows the proportion of immature births for each racial group according to the age of the mother.

Table 6
Number of Live Births and Number and Percentage Immature
by Race, by Age of Mother, Oklahoma, 1965 & 1966

Race	Total	Age of Mother									
		-15	15-19	20-24	25-29	30-34	35-39	40-44	45+	Unk.	
<u>1965</u>											
Total	Number	42,806	82	9,029	16,277	9,225	4,920	2,434	766	44	29
	Immature	3,405	12	789	1,230	653	387	252	74	6	2
	% Immature*	8.0	14.6	8.8	7.6	7.1	7.9	10.4	9.8	13.6	6.9
White	Number	36,252	37	7,443	14,141	7,996	4,055	1,950	580	29	21
	Immature	2,669	6	592	1,005	522	293	193	53	3	2
	% Immature*	7.4	16.2	8.0	7.1	6.5	7.2	9.9	9.2	10.3	10.5
Negro	Number	4,300	39	1,128	1,382	778	543	293	123	9	5
	Immature	588	6	170	182	105	69	40	14	2	-
	% Immature*	13.8	15.4	15.1	13.2	13.6	12.8	13.9	11.9	22.2	-
Indian	Number	2,254	6	458	754	451	322	191	63	6	3
	Immature	148	-	27	43	26	25	19	7	1	-
	% Immature*	6.6	-	5.9	5.7	5.8	7.8	9.9	11.1	16.7	-
<u>1966</u>											
Total	Number	39,993	94	9,246	15,354	8,346	4,211	2,041	605	57	39
	Immature	3,296	16	918	1,150	613	323	211	55	7	3
	% Immature*	8.3	17.0	10.0	7.5	7.4	7.7	10.4	9.1	12.3	7.7
White	Number	33,870	53	7,561	13,347	7,263	3,482	1,619	474	41	30
	Immature	2,601	7	677	956	495	257	162	39	5	3
	% Immature*	7.7	13.2	9.0	7.2	6.8	7.4	10.0	8.2	12.2	10.3
Negro	Number	4,011	34	1,179	1,301	689	437	260	96	8	7
	Immature	577	7	205	164	96	52	41	11	1	-
	% Immature*	14.4	20.6	17.4	12.6	14.0	12.0	15.8	11.8	12.5	-
Indian	Number	2,112	7	506	706	394	292	162	35	8	2
	Immature	118	2	36	30	22	14	8	5	1	-
	% Immature*	5.6	28.6	7.1	4.3	5.6	4.8	4.9	14.3	12.5	-

* Percent based on total with weight specified

STILLBIRTHS

Stillbirth certificates are filed for births which show no sign of life and have developed to the twentieth week or more of gestation. There were 564 stillbirths in 1965 and 488 stillbirths in 1966, yielding stillbirth rates of 13.2 and 12.2 for 1965 and 1966 respectively. The White racial group had the lowest stillbirth rate with 12.2 in 1965 and 11.2 in 1966. The Negro Stillbirth rate was 17.9 in 1965 and 18.0 in 1966 and the Indian rate was 20.4 in 1965 and 17.5 in 1966.

The underlying causes of the stillbirths for 1965 and 1966 are shown in Table 7.

Table 8
Stillbirth Attendance by Race, Number and Per Cent,
Oklahoma, 1965 & 1966

	Total		White		Negro		Indian	
	Number	%	Number	%	Number	%	Number	%
1965 Total Stillbirths	564	100.0	441	100.0	77	100.0	46	100.0
Physician in Hospital	543	96.3	426	96.6	71	92.2	46	100.0
Physician not in Hospital	18	3.2	14	3.2	4	5.2	--	--
Midwife	3	0.5	1	0.2	2	2.6	--	--
1966 Total Stillbirths	488	100.0	379	100.0	72	100.0	37	100.0
Physician in Hospital	470	96.3	367	96.8	66	91.7	37	100.0
Physician not in Hospital	17	3.5	11	2.9	6	8.3	--	--
Midwife	1	0.2	1	0.3	--	--	--	--

Table 9
Resident Stillbirths, According to Whether Death Occurred
Before or During Labor, by Race, Number and Per Cent,
Oklahoma, 1965 & 1966

Time of Death	Total		White		Negro		Indian	
	No.	%	No.	%	No.	%	No.	%
1965 Total Stillbirths	564	100.0	441	100.0	77	100.0	46	100.0
Before Labor	301	56.9	260	59.0	33	42.9	28	60.9
During Labor	125	22.2	100	22.7	17	22.1	8	17.4
Not Stated	118	20.9	81	18.3	27	35.0	10	21.7
1966 Total Stillbirths	488	100.0	379	100.0	72	100.0	37	100.0
Before Labor	280	57.4	221	58.3	33	45.8	26	70.3
During Labor	108	22.1	86	22.7	13	18.1	9	24.3
Not Stated	100	20.5	72	19.0	26	36.1	2	5.4

TOTAL DEATHS

The crude death rates were 9.9 per 1,000 estimated population in 1965 and 10.0 in 1966. The race specific crude rates for 1965 and 1966 respectively were: White, 9.8 and 9.9; Negro, 11.6 and 11.8; and Indian, 9.4 and 8.5.

Male deaths outnumbered female deaths considerably. In 1965, there were 14,278 male deaths and 10,026 female deaths and in 1966 there were 14,329 male deaths and 10,477 female deaths.

LEADING CAUSES OF DEATH

The leading causes of death for 1965 and 1966 are ranked for the general population and for certain age groups, by race, in Table VII of the Appendix.

Heart Disease. - The percentage of deaths caused by diseases of the heart was 36.2% in 1965 and 37.1% in 1966. This category is the largest single killer of Oklahoma residents.

Malignant Neoplasms. - In both 1965 and 1966, 15.9% of the resident deaths were attributed to malignant neoplasms. Table 10 shows the cancer deaths according to the primary site of the neoplasm and by sex.

Vascular Lesions of the Central Nervous System. - This category accounted for 13.3% of the resident deaths in 1965 and 12.8% in 1966. Approximately 87% of the deaths in this category were to people of age 65 and over.

Accidents. - The category of accidents remained the fourth leading cause of death as it has for the past three decades, accounting for 6.5% of the deaths in 1965 and 6.9% of the deaths in 1966.

Influenza and Pneumonia. - Deaths from influenza and pneumonia remained the fifth leading cause of death although they accounted for only 3.1% of the deaths in 1965 and 2.8% of the deaths in 1966.

Communicable Diseases. - Infectious diseases accounted for 252 deaths in 1965 and 216 deaths in 1966. These diseases have continued to play a smaller part in the causes of death, as the chronic diseases have continued to rise.

Table 10
Resident Deaths from Malignant Neoplasms, by Primary Site
by Sex, Oklahoma, 1965 & 1966

Site	Male	Female
Total All Sites - <u>1965</u>	2,143	1,717
Malignant Neoplasms of:		
Buccal Cavity and Pharynx	63	25
Esophagus	38	13
Stomach	132	86
Intestines, except Rectum	162	226
Rectum	50	52
Larynx	18	1
Trachea, Bronchus, and Lung	518	109
Breast	2	270
Cervix uteri	--	88
Other and Unspecified parts of Uterus	--	95
Prostate	259	--
Skin	51	27
Bone and Connective tissue	51	23
Other and Unspecified site	568	525
Leukemia and Aleukemia	139	95
Lymphosarcoma and other neoplasms of Lymphatic and Hematopoietic Tissues	92	82
Total All Sites - <u>1966</u>	2,186	1,752
Malignant Neoplasms of:		
Buccal Cavity and Pharynx	58	19
Esophagus	33	10
Stomach	120	83
Intestines, except Rectum	161	218
Rectum	47	50
Larynx	18	1
Trachea, Bronchus, and Lung	584	111
Breast	5	305
Cervix uteri	--	108
Other and Unspecified parts of Uterus	--	85
Prostate	229	--
Skin	50	37
Bone and Connective tissue	26	27
Other and Unspecified site	603	500
Leukemia and Aleukemia	129	108
Lymphosarcoma and other neoplasms of Lymphatic and Hematopoietic Tissues	123	90

Chart 3

Death Rates from Heart Diseases
for Major Categories
Oklahoma, 1954-1966

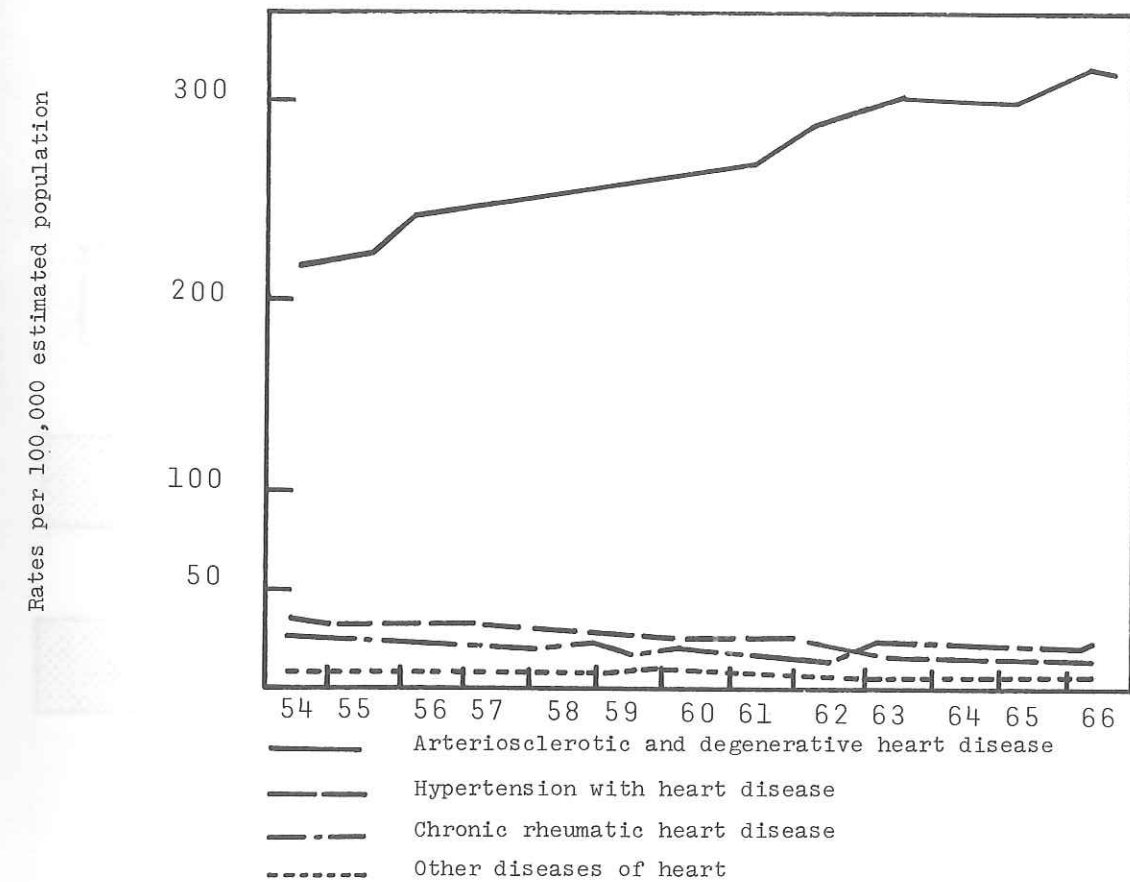


Chart 4
 Percentage Distribution of Deaths, by Age,
 Oklahoma, 1945, 1955, 1965, 1966

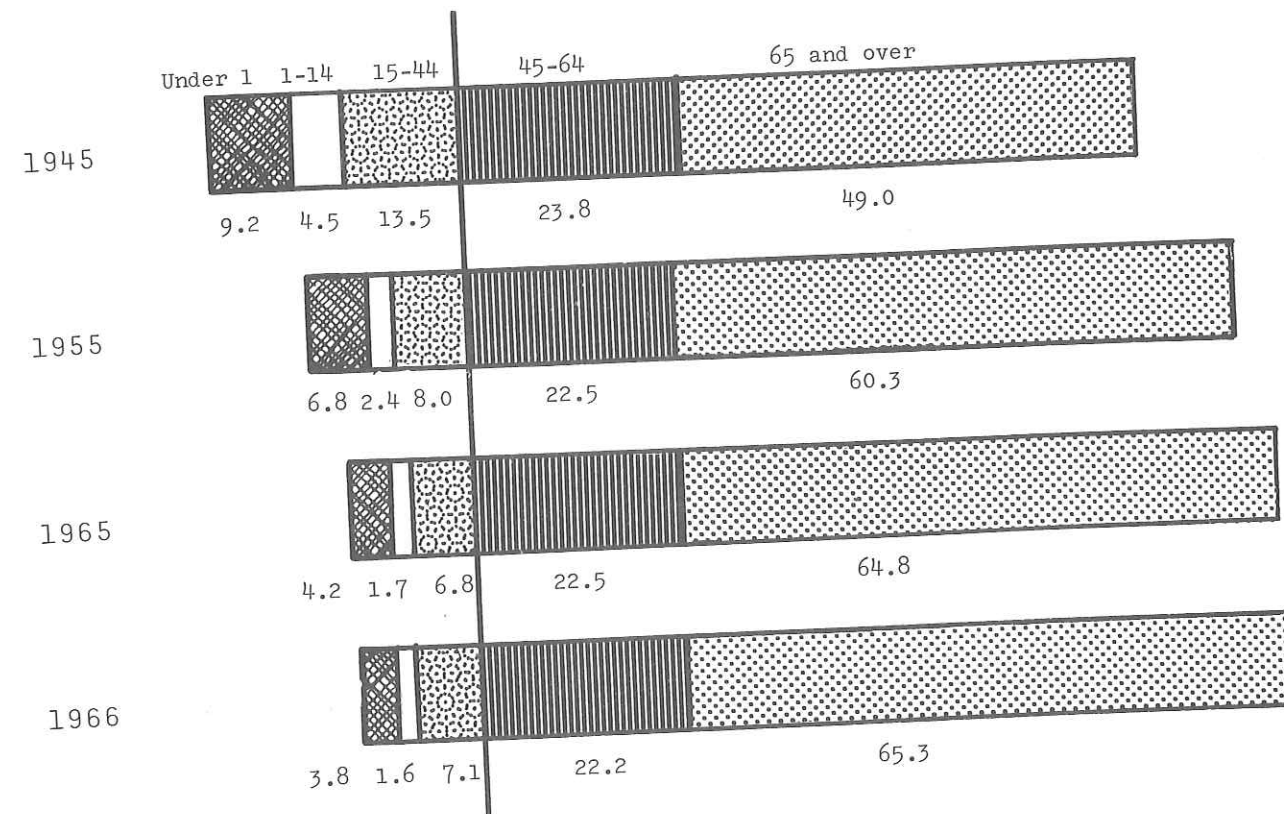
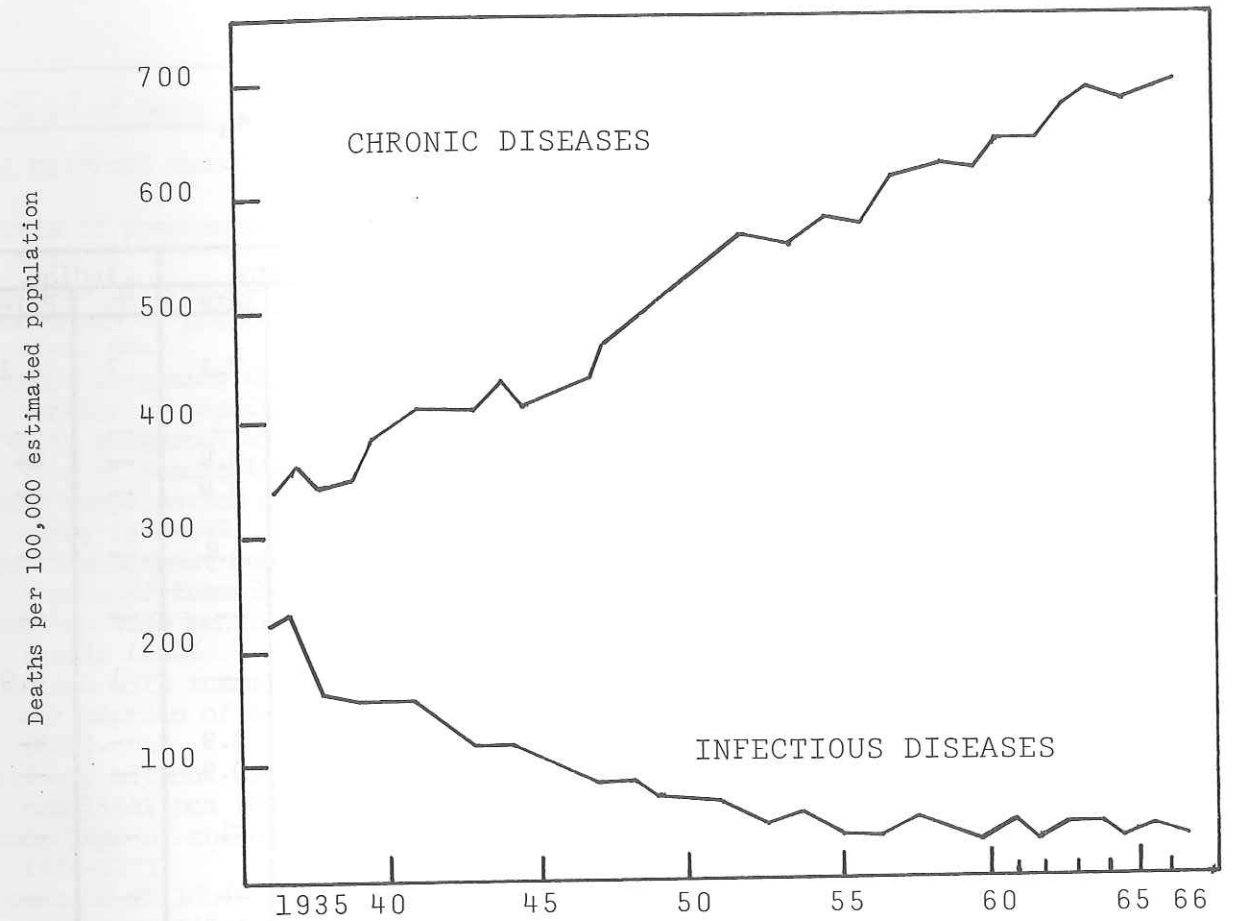


Chart 5
 Deaths from Certain Chronic and
 Infectious Diseases
 Oklahoma, 1935-1966



CHRONIC DISEASES

- Cancer
- Diabetes mellitus
- Vascular lesions
- Diseases of the heart
- Nephritis and nephrosis
- Ulcer of stomach and duodenum
- Cirrhosis of liver

INFECTIOUS DISEASES

- Typhoid fever
- Scarlet fever
- Whooping cough
- Diphtheria
- Tetanus
- Tuberculosis
- Poliomyelitis
- Dysentery
- Smallpox
- Malaria
- Syphilis
- Measles
- Influenza and pneumonia

MATERNAL DEATHS

Tables for maternal deaths are tabulated for the five years 1962-1966. This gives a better picture of the rates since numbers are small and rates may vary greatly from year to year. The total number of maternal deaths was 15 in 1965 and 7 in 1966.

Table 11

Maternal Deaths by Cause, by Race, Number and Rate*,
Oklahoma, 1962 - 1966

Cause of Death	Total		White		Negro		Indian	
	No.	Rate	No.	Rate	No.	Rate	No.	Rate
All maternal causes	75	3.2	52	2.6	16	7.1	7	6.1
Sepsis of pregnancy (640, 641)	--	--	--	--	--	--	--	--
Toxemias of pregnancy (642)	4	0.2	3	0.2	1	0.4	--	--
Hemorrhage of pregnancy (643, 644)	1	0.0	--	--	1	0.4	--	--
Ectopic pregnancy without mention of sepsis (645.0)	6	0.3	2	0.1	4	1.8	--	--
Ectopic pregnancy with mention of sepsis (645.1)	1	0.0	1	0.1	--	--	--	--
Other complications of pregnancy (646-649)	4	0.2	3	0.2	--	--	1	0.9
Abortion without mention of sepsis or toxemia (650)	3	0.1	1	0.1	2	0.9	--	--
Abortion with mention of sepsis (651)	4	0.2	2	0.1	2	0.9	--	--
Abortion with toxemia, without mention of sepsis (652)	--	--	--	--	--	--	--	--
Delivery without specified complications (660)	3	0.1	3	0.2	--	--	--	--
Hemorrhage of childbirth (670-672)	15	0.7	12	0.6	3	1.3	--	--
Sepsis of childbirth and the puerperium (681, 682, 684)	11	0.5	4	0.2	3	1.3	4	3.5
Toxemias of the puerperium (685, 686)	4	0.2	4	0.2	--	--	--	--
Other complications of childbirth and the puerperium (673-680, 683, 687-689)	19	0.8	17	0.9	--	--	2	1.7

* Number per 10,000 live births

Table 12

Maternal Deaths, by Cause, by Age,
Oklahoma, 1962 - 1966

Cause of Death	Total	AGE						
		-15	15-19	20-24	25-29	30-34	35-44	45+
All maternal causes	75	--	7	15	19	12	19	3
Sepsis of pregnancy (640, 641)	--	--	--	--	--	--	--	--
Toxemias of pregnancy (642)	4	--	1	1	--	1	1	--
Hemorrhage of pregnancy (643, 644)	1	--	--	--	1	--	--	--
Ectopic pregnancy without mention of sepsis (645.0)	6	--	--	1	2	1	2	--
Ectopic pregnancy with mention of sepsis (645.1)	1	--	--	--	1	--	--	--
Other complication of pregnancy (646-649)	4	--	1	--	1	--	1	1
Abortion without mention of sepsis of toxemia (650)	3	--	--	1	--	--	1	1
Abortion with mention of sepsis (651)	4	--	--	1	--	1	2	--
Abortion with toxemia, without mention of sepsis (652)	--	--	--	--	--	--	--	--
Delivery without specified complications (660)	3	--	--	2	--	1	--	--
Hemorrhage of childbirth (670-672)	15	--	1	1	4	2	7	--
Sepsis of childbirth and the puerperium (681, 682, 684)	11	--	1	3	1	3	3	--
Toxemias of the puerperium (685, 686)	4	--	--	2	1	--	--	1
Other complications of childbirth and the puerperium (673-680, 683, 687-689)	19	--	3	3	8	3	2	--

Figures in parenthesis refer to the classification of causes of maternal deaths according to the Seventh Revision of the International list.

INFANT DEATHS

The infant death rate for 1965 was 24.0 and for 1966 it was 23.4 per 1,000 live births. This shows an increase over the all-time low infant death rate of 22.6 set in 1964. Other figures for infant and neonatal deaths are shown in Tables 13-15.

PERINATAL MORTALITY

Perinatal deaths are fetal deaths plus neonatal deaths. There were 1,280 perinatal deaths in 1965 and 1,142 perinatal deaths in 1966. Additional information regarding perinatal deaths may be found by combining data from Tables 7, 8, 9, 14, and 15.

Table 13

Deaths Under One Year, by Cause, by Race,
Number and Rate*, Oklahoma, 1965 & 1966

Cause of Death	Total		White		Negro		Indian	
	No.	Rate	No.	Rate	No.	Rate	No.	Rate
<u>1965</u> Infant deaths, all causes	1028	24.0	813	22.4	160	37.2	55	24.4
Syphilis and its sequelae	-	-	-	-	-	-	-	-
Whooping cough	3	0.1	2	0.1	1	0.2	-	-
Other infective and parasitic diseases	15	0.4	10	0.3	2	0.5	3	1.3
Pneumonia	96	2.2	71	2.0	17	4.0	8	3.5
Other diseases of the respiratory system	26	0.6	13	0.4	12	2.8	1	0.4
Gastro-enteritis and colitis	20	0.5	8	0.2	5	1.2	7	3.1
Other diseases of the digestive system	5	0.1	4	0.1	1	0.2	-	-
Congenital malformations	152	3.6	141	3.9	5	1.2	6	2.7
Injury at birth	82	1.9	70	1.9	9	2.1	3	1.3
Postnatal asphyxia and atelectasis	140	3.3	116	3.2	18	4.2	6	2.7
Hemolytic diseases of the newborn (erythroblastosis)	12	0.3	10	0.3	2	0.5	-	-
Immaturity	174	4.1	137	3.8	34	7.9	3	1.3
Other certain diseases of early infancy	165	3.9	127	3.5	29	6.7	9	4.0
Accidents	67	1.6	53	1.5	12	2.8	2	0.9
Other defined causes	46	1.1	35	1.0	5	1.2	6	2.7
Symptoms and ill-defined conditions	25	0.6	16	0.4	8	1.9	1	0.4
<u>1966</u> Infant deaths, all causes	934	23.4	731	21.6	151	37.6	52	24.6
Syphilis and its sequelae	-	-	-	-	-	-	-	-
Whooping cough	1	0.0	1	0.0	-	-	-	-
Other infective and parasitic diseases	15	0.4	12	0.4	3	0.7	-	-
Pneumonia	89	2.2	56	1.7	19	4.7	14	6.6
Other diseases of the respiratory system	16	0.4	11	0.3	2	0.5	3	1.4
Gastro-enteritis and colitis	15	0.4	2	0.1	6	1.5	7	3.3
Other diseases of the digestive system	9	0.2	7	0.2	1	0.2	1	0.5
Congenital malformations	134	3.4	114	3.4	16	4.0	4	1.9
Injury at birth	68	1.7	54	1.6	12	3.0	2	0.9
Postnatal asphyxia and atelectasis	113	2.8	94	2.8	18	4.5	1	0.5
Hemolytic diseases of the newborn (erythroblastosis)	17	0.4	16	0.5	-	-	1	0.5
Immaturity	149	3.7	122	3.6	22	5.5	5	2.4
Other certain diseases of early infancy	174	4.4	138	4.1	29	7.2	7	3.3
Accidents	65	1.6	50	1.5	10	2.5	5	2.4
Other defined causes	44	1.1	35	1.0	7	1.7	2	0.9
Symptoms and ill-defined conditions	25	0.6	19	0.6	6	1.5	-	-

* Number per 1,000 live births

Table 14

Deaths Under One Month by Cause, by Race
Number and Rate*, Oklahoma, 1965 & 1966

Cause of Death	Total		White		Negro		Indian	
	No.	Rate	No.	Rate	No.	Rate	No.	Rate
1965 Neonatal deaths, all causes	716	16.7	582	16.1	104	24.2	30	13.3
Syphilis and its sequelae	-	-	-	-	-	-	-	-
Whooping cough	-	-	-	-	-	-	-	-
Other infective and parasitic diseases	1	0.0	-	-	1	0.2	-	-
Pneumonia	22	0.5	17	0.5	3	0.7	2	0.9
Other diseases of the respiratory system	4	0.1	2	0.1	2	0.5	-	-
Gastro-enteritis and colitis	4	0.1	1	0.0	1	0.2	2	0.9
Other diseases of the digestive system	3	0.1	2	0.1	1	0.2	-	-
Congenital malformations	97	2.3	91	2.5	2	0.5	4	1.8
Injury at birth	82	1.9	70	1.9	9	2.1	3	1.3
Postnatal asphyxia and atelectasis	134	3.1	111	3.1	17	4.0	6	2.7
Hemolytic disease of newborn (erythroblastosis)	12	0.3	10	0.3	2	0.5	-	-
Immaturity	174	4.1	137	3.8	34	7.9	3	1.3
Other certain diseases of early infancy	160	3.7	126	3.5	26	6.0	8	3.5
Accidents	8	0.2	5	0.1	2	0.5	1	0.4
Other defined causes	9	0.2	7	0.2	1	0.2	1	0.4
Symptoms and ill-defined conditions	6	0.1	3	0.1	3	0.7	-	-
1966 Neonatal deaths, all causes	664	16.6	538	15.9	103	25.7	23	10.9
Syphilis and its sequelae	-	-	-	-	-	-	-	-
Whooping cough	-	-	-	-	-	-	-	-
Other infective and parasitic diseases	-	-	-	-	-	-	-	-
Pneumonia	35	0.9	24	0.7	7	1.7	4	1.9
Other diseases of the respiratory system	1	0.0	1	0.0	-	-	-	-
Gastro-enteritis and colitis	-	-	-	-	-	-	-	-
Other diseases of the digestive system	5	0.1	4	0.1	-	-	1	0.5
Congenital malformations	89	2.2	76	2.2	10	2.5	3	1.4
Injury at birth	67	1.7	53	1.6	12	3.0	2	0.9
Postnatal asphyxia and atelectasis	111	2.8	92	2.7	18	4.5	1	0.5
Hemolytic disease of newborn (erythroblastosis)	17	0.4	16	0.5	-	-	1	0.5
Immaturity	149	3.7	122	3.6	22	5.5	5	2.4
Other certain diseases of early infancy	167	4.2	133	3.9	28	7.0	6	2.8
Accidents	8	0.2	5	0.1	3	0.7	-	-
Other defined causes	12	0.3	10	0.3	2	0.5	-	-
Symptoms and ill-defined conditions	3	0.1	2	0.1	1	0.2	-	-

* Number per 1,000 live births

20

Table 15

Deaths Under One Month, by Cause, by Age,
Oklahoma, 1965 & 1966

Cause of Death	Age in Days									
	-1	1	2	3	4	5	6	7-13	14-20	21-27
1965 Neonatal deaths, all causes	411	108	62	31	10	14	10	34	21	15
Syphilis and its sequelae	-	-	-	-	-	-	-	-	-	-
Whooping cough	-	-	-	-	-	-	-	-	-	-
Other infective and parasitic diseases	-	-	-	-	-	-	-	1	-	-
Pneumonia	5	4	1	1	-	-	-	3	5	3
Other diseases of the respiratory system	-	-	2	-	1	-	1	-	-	-
Gastro-enteritis and colitis	-	-	-	-	-	-	-	-	2	2
Other diseases of the digestive system	2	-	1	-	-	-	-	-	-	-
Congenital malformations	45	4	6	7	5	7	4	11	5	3
Injury at birth	55	12	10	1	2	1	1	-	-	-
Postnatal asphyxia and atelectasis	87	21	10	9	-	1	1	2	2	1
Hemolytic disease of newborn (erythroblastosis)	4	3	1	-	-	-	1	2	1	-
Immaturity	127	26	11	4	-	1	-	5	-	-
Other certain diseases of early infancy	82	38	18	7	1	1	2	7	3	1
Accidents	2	-	-	-	-	3	-	1	1	1
Other defined causes	1	-	2	2	-	-	-	-	-	4
Symptoms and ill-defined conditions	1	-	-	-	1	-	-	2	2	-
1966 Neonatal deaths, all causes	348	119	67	26	16	7	7	31	27	14
Syphilis and its sequelae	-	-	-	-	-	-	-	-	-	-
Whooping cough	-	-	-	-	-	-	-	-	-	-
Other infective and parasitic diseases	-	-	-	-	-	-	-	-	-	-
Pneumonia	4	6	3	2	4	1	1	8	4	2
Other diseases of the respiratory system	-	-	-	-	-	-	-	-	1	-
Gastro-enteritis and colitis	-	-	-	-	-	-	-	-	-	-
Other diseases of the digestive system	5	-	-	-	-	-	-	-	-	-
Congenital malformations	35	9	12	3	2	1	-	10	13	4
Injury at birth	36	9	10	5	2	-	2	2	1	-
Postnatal asphyxia and atelectasis	68	23	13	2	2	1	-	1	1	-
Hemolytic disease of newborn (erythroblastosis)	9	4	2	2	-	-	-	-	-	-
Immaturity	106	26	11	1	1	-	2	-	1	1
Other certain diseases of early infancy	83	42	17	8	4	3	-	6	1	3
Accidents	-	-	1	-	-	-	-	3	1	3
Other defined causes	2	-	-	2	1	1	2	1	2	1
Symptom and ill-defined conditions	-	-	-	1	-	-	-	-	2	-

21

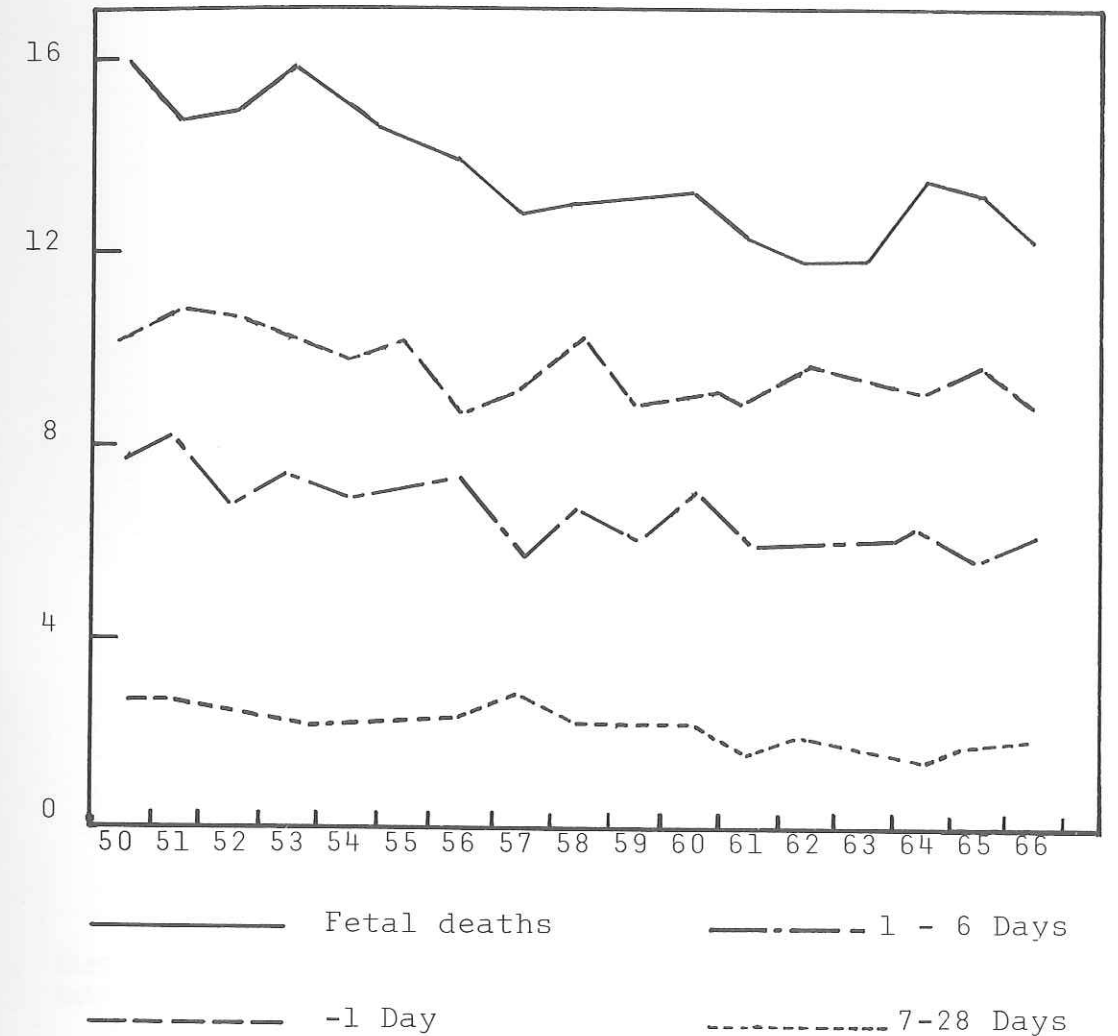
Table 16

Deaths at One Through Eleven Months of Age,
by Cause, by Age, Oklahoma, 1965 & 1966

Cause of Death	Age in Months									
	1-11	1	2	3	4	5	6	7	8-9	10-11
<u>1965</u> Infant deaths, all causes	312	60	52	50	37	25	26	15	24	23
Syphilis and its sequelae	-	-	-	-	-	-	-	-	-	-
Whooping cough	3	-	-	1	1	1	-	-	-	-
Other infective and parasitic diseases	14	-	3	2	2	3	-	3	1	-
Pneumonia	74	23	10	13	8	6	5	5	2	2
Other diseases of the respiratory system	22	4	5	4	1	1	3	-	3	1
Gastro-enteritis and colitis	16	1	4	1	3	3	-	-	3	1
Other diseases of the digestive system	2	-	-	-	-	-	1	-	1	-
Congenital malformations	55	8	7	16	4	3	5	2	6	4
Injury at birth	-	-	-	-	-	-	-	-	-	-
Postnatal asphyxia and atelectasis	6	3	1	-	1	1	-	-	-	-
Hemolytic disease of newborn (erythroblastosis)	-	-	-	-	-	-	-	-	-	-
Immaturity	-	-	-	-	-	-	-	-	-	-
Other certain diseases of early infancy	5	1	1	1	1	-	1	-	-	-
Accidents	59	10	13	7	4	3	6	2	4	10
Other defined causes	37	6	5	2	9	3	3	1	4	4
Symptoms and ill-defined conditions	19	4	3	3	3	1	2	2	-	1
<u>1966</u> Infant deaths, all causes	270	66	54	30	28	21	10	18	21	21
Syphilis and its sequelae	-	-	-	-	-	-	-	-	-	-
Whooping cough	1	-	-	-	-	-	-	-	1	-
Other infective and parasitic diseases	15	5	2	2	1	2	-	-	2	1
Pneumonia	54	11	11	8	7	3	2	5	3	4
Other diseases of the respiratory system	15	4	4	1	2	1	1	-	1	1
Gastro-enteritis and colitis	15	2	2	-	1	3	1	4	-	2
Other diseases of the digestive system	4	1	1	-	1	-	-	-	-	1
Congenital malformations	45	17	8	4	6	2	2	1	2	3
Injury at birth	1	1	-	-	-	-	-	-	-	-
Postnatal asphyxia and atelectasis	2	1	-	-	1	-	-	-	-	-
Hemolytic disease of newborn (erythroblastosis)	-	-	-	-	-	-	-	-	-	-
Immaturity	-	-	-	-	-	-	-	-	-	-
Other certain diseases of early infancy	7	-	4	1	-	2	-	-	-	-
Accidents	57	15	11	5	5	3	3	4	6	5
Other defined causes	32	8	2	5	1	3	1	2	7	3
Symptoms and ill-defined conditions	22	1	9	4	3	2	-	2	-	1

Chart 6

Perinatal Mortality Rates
Oklahoma, 1950-1966



APPENDIX
BIRTHS AND DEATHS

1965 & 1966

Symbols Used in Tables

- Number or rate is zero
- ... Item not applicable
- 0.0 Rate is more than 0 but less than 0.05
- Data not available

Birth & death rates represent number per 1,000 population
Rates of specific causes represent number per 100,000
population
Infant & neonatal death rates & stillbirth rates represent
number per 1,000 live births
Maternal deaths represent number per 10,000 live births

TABLE I. BIRTHS, DEATHS, AND DEATHS BY IMPORTANT CAUSES, NUMBER AND RATE, OKLAHOMA, 1941-1966
 Figures in Parentheses Refer to Fifth Revision of International List of Causes of Death

Estimated Population, July 1	1941		1942		1943		1944		1945	
	2,323,549		2,313,241		2,302,933		2,292,625		2,282,317	
	Number	Rate	Number	Rate	Number	Rate	Number	Rate	Number	Rate
Live births	45,313	19.5	45,277	19.6	47,800	20.8	46,885	20.5	43,405	19.0
Physician in hospital	20,999	...	24,812	...	29,180	...	31,580	...	31,194	...
Physician not in hospital	22,677	...	18,985	...	17,064	...	13,510	...	10,729	...
Midwife, other, or unknown	1,637	...	1,480	...	1,556	...	1,795	...	1,482	...
Stillbirths	1,252	27.6	911	20.1	928	19.4	964	20.6	1,097	25.3
Physician in hospital	553	...	511	...	311	...	313	...	28	...
Physician not in hospital	648	...	383	...	42	...	20	...	28	...
Midwife, other, or unknown	51	...	17
Total deaths, all causes	20,097	8.6	18,985	8.2	19,765	8.6	18,796	8.2	18,731	8.2
Deaths under 1 year	2,181	48.1	1,901	42.0	2,071	43.3	1,874	40.0	1,727	39.8
Deaths under 1 month	1,377	30.1	1,156	25.5	1,273	26.6	1,131	24.1	1,100	25.3
Typhoid, paratyphoid fevers (1, 2)	35	1.5	38	1.6	23	1.0	9	0.4	12	0.5
Undulant fever (5)	1	0.0	5	0.2	30	1.3	16	0.7	25	1.1
Meningococcus meningitis (6)	9	0.4	10	0.4	5	0.2	4	0.2	7	0.3
Scarlet fever (8)	5	0.2	3	0.1	5	0.2	41	1.8	47	2.1
Whooping cough (9)	122	5.3	48	2.1	86	3.7	33	1.4	51	2.2
Diphtheria (10)	67	2.9	54	2.3	25	1.1	10	0.4	9	0.4
Tetanus (12)	12	0.5	9	0.4	17	0.7	10	0.4	9	0.4
Tuberculosis, all forms (13-22)	1,063	45.7	973	42.1	929	40.3	892	38.9	823	36.1
Respiratory system (13)	972	41.8	907	39.2	856	37.2	828	36.1	770	33.7
Tularemia (26a)	3	0.1	4	0.2	2	0.1	1	0.0	4	0.2
Dysentery (27)	58	2.5	81	3.5	54	2.3	59	2.6	53	2.3
Malaria (28)	53	2.3	21	0.9	30	1.3	20	0.9	19	0.8
Syphilis (30)	225	9.7	172	7.4	211	9.2	182	7.9	173	7.6
Influenza (33)	541	23.3	237	10.2	296	12.9	353	15.4	225	9.9
Smallpox (34)	-	-	-	-	-	-	-	-	-	-
Measles (35)	20	0.9	89	3.8	4	0.2	34	1.5	4	0.2
Acute poliomyelitis and acute poliomyelitis (36)	15	0.6	15	0.6	33	1.4	6	0.3	13	0.6
Acute infectious encephalitis (37)	11	0.5	8	0.3	8	0.3	7	0.3	4	0.2
Rocky Mountain spotted fever (39c)	3	0.1	2	0.1	2	0.1	2	0.1	9	0.4
Other infectious and parasitic diseases (3, 4, 7, 11, 23-25, 26b, 29, 31-32, 38, 39a, 39b, 39d, 40-44)	84	3.6	64	2.8	77	3.3	57	2.5	60	2.6
Cancer (45-55)	1,960	84.4	1,967	85.0	1,958	85.0	2,054	89.6	2,212	96.9
Other tumors (56-57)	120	5.2	117	5.1	108	4.7	124	5.4	122	5.3
Acute rheumatic fever (58)	26	1.1	22	1.0	25	1.1	23	1.0	17	0.7
Diabetes mellitus (61)	342	14.7	334	14.4	382	16.6	327	14.3	356	15.6
Pellagra (69)	58	2.5	59	2.6	48	2.1	49	2.1	29	1.3
Other diseases of nutrition, endocrine glands, and avitaminoses (60, 62-68, 70-71)	61	2.6	74	3.2	77	3.3	80	3.5	79	3.5
Diseases of the blood and blood forming organs (72-76)	150	6.5	141	6.1	165	7.2	134	5.8	171	7.5
Chronic poisoning and intoxication (77-79)	38	1.6	24	1.0	24	1.0	31	1.4	16	0.7
Cerebral hemorrhage, embolism, thrombosis, softening (83)	1,814	78.1	1,922	83.1	2,041	88.6	1,856	81.0	1,911	83.7
Other diseases of nervous system and sense organs (80-82, 84-89)	290	12.5	276	11.9	258	11.2	264	11.5	234	10.3
Diseases of the heart (90-95)	4,235	182.3	4,137	178.8	4,372	189.8	4,255	185.6	4,287	187.8
Diseases of the arteries (96-99)	277	11.9	306	13.2	357	15.5	319	13.9	328	14.4
Other diseases of the circulatory system (100-103)	37	1.6	38	1.6	63	2.7	62	2.7	84	3.7
Pneumonia, all forms (107-109)	1,134	48.8	980	42.4	999	43.4	921	40.2	866	37.9
Other diseases of the respiratory system (104-106, 110-114)	199	8.6	212	9.2	226	9.8	247	10.8	248	10.9
Diarrhea and enteritis under 2 years (119)	109	4.7	127	5.5	143	6.2	161	7.0	113	5.0
Diarrhea and enteritis over 2 years (120)	66	2.8	52	2.2	77	3.3	64	2.8	41	1.8
Appendicitis (121)	257	11.1	182	7.9	164	7.1	156	6.8	135	5.9
Hernia, intestinal obstruction (122)	186	8.0	173	7.5	178	7.7	180	7.9	196	8.6
Cirrhosis of the liver (124)	96	4.1	103	4.5	115	5.0	85	3.7	101	4.4
Other diseases of the digestive system (115-118, 123, 125-129)	410	17.6	425	18.4	408	17.7	444	19.4	364	15.9
Nephritis (130-132)	1,316	56.6	1,161	50.2	1,258	54.6	1,148	50.1	1,114	48.8
Other diseases of the genito-urinary system (133-139)	259	11.1	245	10.6	229	9.9	246	10.7	214	9.4
Diseases of pregnancy, childbirth, and the puerperium (140-150)	134	29.6	145	32.0	109	22.8	112	23.9	99	22.8
Septicemia (140-142a, 147)	26	5.7	25	5.5	15	3.1	35	7.5	36	8.3
Congenital malformations diseases peculiar to first year of life (157-161)	1,360	58.5	1,093	47.2	1,250	54.3	1,155	50.4	1,055	46.2
Senility (162)	450	19.4	556	24.0	612	26.6	495	21.6	491	21.5
Suicide (163-164)	207	8.9	168	7.3	151	6.6	149	6.5	154	6.7
Homicide (165-168)	135	5.8	127	5.5	99	4.3	91	4.0	133	5.8
Motor-vehicle accidents (170)	511	22.0	343	14.8	294	12.8	330	14.4	429	18.8
Other accidents (169, 171-195)	942	40.5	1,110	48.0	1,117	48.5	1,040	45.4	1,112	48.7
Other defined causes (59, 151-156, 196-198)	69	3.0	69	3.0	84	3.6	81	3.5	81	3.5
Ill-defined and unknown (199, 200)	522	22.5	464	20.1	537	23.3	385	16.8	400	17.5

TABLE I. BIRTHS, DEATHS, AND DEATHS BY IMPORTANT CAUSES, NUMBER AND RATE, OKLAHOMA, 1941-1966

Figures in Parentheses Refer to Fifth Revision of International List of Causes of Death

Continued

Estimated population, July 1	1946		1947		1948		1949	
	2,272,009		2,261,701		2,251,393		2,241,081	
	Number	Rate	Number	Rate	Number	Rate	Number	Rate
Live births	50,043	22.0	52,691	23.3	50,428	22.4	49,971	22.3
Physician in hospital	38,786	...	41,424	...	40,345	...	41,078	...
Physician not in hospital	9,752	...	9,832	...	8,426	...	7,307	...
Midwife, other, or unknown	1,505	...	1,435	...	1,457	...	1,386	...
Stillbirths+	1,093	21.8	1,043	19.8	914	18.1	860	17.2
Physician in hospital	789	...	756	...	702	...	655	...
Physician not in hospital	273	...	254	...	179	...	167	...
Midwife, other, or unknown	31	...	33	...	33	...	38	...
Total deaths, all causes	18,420	8.1	19,101	8.4	19,074	8.5	19,346	8.6
Deaths under 1 year	1,641	32.8	1,716	32.6	1,721	34.1	1,529	30.6
Deaths under 1 month	1,135	22.7	1,190	22.6	1,184	23.5	1,090	21.8
Typhoid, paratyphoid fevers (1,2)	7	0.3	9	0.4	6	0.3	4	0.2
Undulant fever(5)	-	-	1	0.0	1	0.0	2	0.1
Meningococcus meningitis (6)	14	0.6	10	0.4	10	0.4	10	0.4
Scarlet fever (8)	6	0.3	-	-	-	-	1	0.0
Whooping cough (9)	25	1.1	41	1.8	46	2.0	8	0.4
Diphtheria (10)	26	1.1	15	0.7	16	0.7	7	0.3
Tetanus (12)	7	0.3	8	0.4	7	0.3	7	0.3
Tuberculosis, all forms (13-22)	704	31.0	707	31.3	622	27.6	549	24.5
Respiratory system (13)	653	28.7	664	29.4	581	25.8	509	22.7
Tularemia (26a)	2	0.1	1	0.0	3	0.1	1	0.0
Dysentery (27)	9	0.4	18	0.8	28	1.2	28	1.2
Malaria (28)	11	0.5	1	0.0	6	0.3	4	0.2
Syphilis (30)	192	8.5	176	7.8	162	7.2	142	6.3
Influenza (33)	190	8.4	202	8.9	119	5.3	76	3.4
Smallpox (34)	-	-	-	-	-	-	-	-
Measles (35)	31	1.4	-	-	7	0.3	31	1.4
Acute poliomyelitis and acute poliomyelitis (36)	34	1.5	2	0.1	35	1.6	109	4.9
Acute infectious encephalitis (37)	10	0.4	7	0.3	6	0.3	6	0.3
Rocky Mountain spotted fever (39c)	5	0.2	2	0.1	1	0.0	2	0.1
Other infectious and parasitic diseases (3, 4, 7, 11, 23-25, 26b, 29, 31-32, 38, 39a, 39b, 39d, 40-44)	68	3.0	62	2.7	52	2.3	52	2.3
Cancer (45-55)	2,224	97.9	2,354	104.1	2,490	110.6	2,519	112.4
Other tumors (56-57)	94	4.1	89	3.9	116	5.2	101	4.5
Acute rheumatic fever (58)	15	0.7	8	0.4	9	0.4	15	0.7
Diabetes mellitus (61)	344	15.1	353	15.6	393	17.5	443	19.8
Pellagra (69)	26	1.1	25	1.1	38	1.7	25	1.1
Other diseases of nutrition, endocrine glands, and avitaminoses (60, 62-68, 70-71)	62	2.7	66	2.9	54	2.4	59	2.6
Diseases of the blood and blood forming organs (72-76)	159	7.0	179	7.9	187	8.3	173	7.7
Chronic poisoning and intoxication (77-79)	25	1.1	22	1.0	23	1.0	24	1.1
Cerebral hemorrhage, embolism, thrombosis, softening (83)	1,991	87.6	2,018	89.2	2,014	89.5	2,10	

TABLE I. BIRTHS, DEATHS, AND DEATHS BY IMPORTANT CAUSES, NUMBER AND RATE, OKLAHOMA, 1941-1966
 Figures in Parentheses Refer to Sixth Revision of International List of Causes of Death
 Continued

	1945		1950		1951		1952	
	2,241,085		2,235,724		2,245,218		2,284,211	
Estimated population, July 1	Number	Rate	Number	Rate	Number	Rate	Number	Rate
Live births	49,971	22.3	50,472	22.6	50,597	22.5	50,146	22.6
Physician in hospital	41,078	...	42,543	...	43,971	...	44,796	...
Physician not in hospital	7,507	...	6,567	...	5,466	...	4,300	...
Midwife, other, or unknown	1,386	...	1,362	...	1,160	...	1,050	...
Stillbirths	860	17.2	825	16.3	764	15.1	767	15.3
Physician in hospital	655	...	669	...	82	...	98	...
Physician not in hospital	167	...	124	...	20	...	19	...
Midwife, other, or unknown	38	...	32
Total deaths, all causes	19,346	8.6	19,431	8.7	20,082	8.9	19,645	8.7
Deaths under 1 year	1,529	30.6	1,509	29.9	1,560	30.8	1,441	28.7
Deaths under 1 month	1,090	21.8	1,067	21.1	1,120	22.1	1,033	20.6
Tuberculosis of respiratory system (001-008)	490	21.9	467	20.9	388	17.3	299	13.3
Tuberculosis, other forms (010-019)	38	1.7	33	1.5	34	1.5	19	0.8
Syphilis and its sequelae (020-029)	121	5.4	108	4.8	100	4.5	84	3.7
Typhoid fever (040)	3	0.1	1	0.0	2	0.1	2	0.1
Dysentery, all forms (045-048)	28	1.2	15	0.7	16	0.7	18	0.8
Scarlet fever and streptococcal sore throat (050, 051)	15	0.7	6	0.3	10	0.4	2	0.1
Diphtheria (055)	7	0.3	9	0.4	6	0.3	2	0.1
Whooping cough (056)	10	0.4	20	0.9	18	0.8	7	0.3
Meningococcal infections (057)	109	4.9	38	1.7	38	1.7	45	2.0
Acute poliomyelitis (080)	-	-	-	-	-	-	-	-
Smallpox (084)	30	1.3	1	0.0	25	1.1	3	0.1
Measles (085)	-	-	-	-	-	-	-	-
Typhus and other rickettsial diseases (100-108)	1	0.0	1	0.0	-	-	-	-
Malaria (110-117)	4	0.2	2	0.1	4	0.2	-	-
All other diseases classified as infective and parasitic (030-039, 041, 042, 044, 049, 052-054, 059-074, 081-083, 086-096, 120-138)	64	2.9	70	3.1	71	3.2	71	3.1
Malignant neoplasms, including neoplasms of lymphatic and hematopoietic tissues (140-205)	2,558	114.1	2,682	120.0	2,843	126.6	3,040	134.8
Benign and unspecified neoplasms (210-239)	104	4.6	85	3.8	80	3.6	63	2.8
Diabetes mellitus (260)	298	13.3	308	13.8	312	13.9	300	13.3
Anemias (290-293)	60	2.7	62	2.8	73	3.3	59	2.6
Vascular lesions affecting central nervous system (330-334)	2,197	98.0	2,246	100.5	2,536	113.0	2,442	108.3
Nonmeningococcal meningitis (340)	34	1.5	28	1.3	27	1.2	43	1.9
Rheumatic fever (400-402)	22	1.0	19	0.8	18	0.8	20	0.9
Chronic rheumatic heart disease (410-416)	227	10.1	216	9.7	225	10.0	200	8.9
Arteriosclerotic and degenerative heart disease (420-422)	4,146	185.0	4,262	190.6	4,541	202.3	4,648	206.1
Other diseases of heart (430-434)	513	22.9	648	29.0	592	26.4	495	22.0
Hypertension with heart disease (440-443)	970	43.3	930	41.6	921	41.0	850	37.7
Hypertension without mention of heart (444-447)	222	9.9	221	9.9	198	8.8	183	8.1
Influenza (480-483)	92	4.1	214	9.6	117	5.2	151	6.7
Pneumonia (490-493)	560	25.0	600	26.8	518	23.1	552	24.5
Bronchitis (500-502)	32	1.4	38	1.7	30	1.3	39	1.7
Ulcer of stomach and duodenum (540, 541)	90	4.0	112	5.0	95	4.2	100	4.4
Appendicitis (550-553)	79	3.5	46	2.1	52	2.3	60	2.7
Intestinal obstruction and hernia (560, 561, 570)	167	7.5	147	6.6	150	6.7	127	5.6
Gastritis, duodenitis, enteritis and colitis, except diarrhea of the newborn (543, 571, 572)	121	5.4	95	4.2	87	3.9	102	4.5
Cirrhosis of liver (581)	115	5.1	139	6.2	149	6.6	125	5.5
Nephritis and nephrosis (590-594)	494	22.0	445	19.9	445	19.8	390	17.3
Hyperplasia of prostate (610)	120	5.4	139	6.2	134	6.0	115	5.1
Complications of pregnancy, childbirth and the puerperium (640-689)	69	14.2	43	8.5	55	10.9	38	7.6
Congenital malformations (750-759)	243	10.8	244	10.9	274	12.2	243	10.8
Birth injuries, postnatal asphyxia and atelectasis (760-762)	338	15.1	342	15.3	370	16.5	336	14.9
Infections of the newborn (763-768)	47	2.1	54	2.4	24	1.1	42	1.9
Other diseases peculiar to early infancy and immaturity unqualified (769-776)	511	22.8	515	23.0	505	22.5	462	20.5
Senility without mention of psychosis, ill-defined and unknown causes (780-795)	597	26.6	527	23.6	553	24.6	514	22.8
All other diseases (Residual)	1,610	71.8	1,585	70.9	1,630	72.6	1,551	68.8
Motor vehicle accidents (E810-E835)	550	24.5	522	23.3	577	25.7	616	27.3
All other accidents (E800-E802, E840-E962)	926	41.3	838	37.0	923	41.1	873	38.7
Suicide and self-inflicted injury (E963-E970-E979)	180	9.0	193	8.6	184	8.2	171	7.6
Homicide and operations of war (E964, E965, E980-E999)	127	5.7	113	5.1	115	5.1	124	5.5

TABLE I. BIRTHS, DEATHS, AND DEATHS BY IMPORTANT CAUSES, NUMBER AND RATE, OKLAHOMA, 1941-1966
 Figures in Parentheses Refer to Sixth and Seventh Revisions of International List of Causes of Death
 Continued

	1953		1954		1955		1956	
	2,264,204		2,273,698		2,283,191		2,297,684	
Estimated population, July 1	Number	Rate	Number	Rate	Number	Rate	Number	Rate
Live births	51,275	22.6	51,457	22.6	50,636	22.2	51,894	22.6
Physician in hospital	46,633	...	47,259	...	47,262	...	48,980	...
Physician not in hospital	3,567	...	3,289	...	2,594	...	2,222	...
Midwife, other, or unknown	1,075	...	909	...	780	...	692	...
Stillbirths	817	15.9	787	15.3	732	14.5	720	13.9
Physician in hospital	685	...	696	...	660	...	659	...
Physician not in hospital	110	...	71	...	55	...	48	...
Midwife, other, or unknown	22	...	20	...	17	...	13	...
Total deaths, all causes	19,820	8.8	20,121	8.8	19,705	8.6	20,954	9.1
Deaths under 1 year	1,466	28.6	1,394	27.1	1,338	26.4	1,376	26.5
Deaths under 1 month	1,025	20.0	1,011	19.6	1,006	19.9	971	18.7
Tuberculosis of respiratory system (001-008)	231	10.2	222	9.8	171	7.5	181	7.9
Tuberculosis, other forms (010-019)	16	0.7	12	0.5	15	0.7	13	0.6
Syphilis and its sequelae (020-029)	83	3.7	80	3.5	41	1.8	44	1.9
Typhoid fever (040)	-	-	3	0.1	2	0.1	-	-
Dysentery, all forms (045-048)	20	0.9	12	0.5	12	0.5	5	0.2
Scarlet fever and streptococcal sore throat (050, 051)	6	0.3	6	0.3	4	0.2	2	0.1
Diphtheria (055)	9	0.4	3	0.1	1	0.0	3	0.1
Whooping cough (056)	10	0.4	6	0.3	11	0.5	6	0.3
Meningococcal infections (057)	16	0.7	23	1.0	6	0.3	3	0.1
Acute poliomyelitis (080)	-	-	-	-	-	-	-	-
Smallpox (084)	16	0.7	5	0.2	4	0.2	16	0.7
Measles (085)	-	-	-	-	-	-	-	-
Typhus and other rickettsial diseases (100-108)	-	-	-	-	-	-	-	-
Malaria (110-117)	1	0.0	1	0.0	1	0.0	2	0.1
All other diseases classified as infective and parasitic (030-039, 041, 042, 044, 049, 052-054, 059-074, 081-083, 086-096, 120-138)	68	3.0	84	3.7	81	3.5	87	3.8
Malignant neoplasms, including neoplasms of lymphatic and hematopoietic tissues (140-205)	2,939	129.8	3,043	133.8	3,122	136.7	3,232	141.0
Benign and unspecified neoplasms (210-239)	52	2.3	63	2.8	71	3.1	54	2.4
Diabetes mellitus (260)	340	15.0	316	13.9	315	13.8	283	12.3
Anemias (290-293)	64	2.8	52	2.3	55	2.4	46	2.0
Vascular lesions affecting central nervous system (330-334)	2,465	108.9	2,607	114.7	2,396	104.9	2,771	120.9
Nonmeningococcal meningitis (340)	32	1.4	13	0.6	19	0.8	22	1.0
Rheumatic fever (400-402)	11	0.5	9	0.4	8	0.4	3	0.1
Chronic rheumatic heart disease (410-416)	157	6.9	186	8.2	184	8.1	171	7.5
Arteriosclerotic and degenerative heart disease (420-422)	4,743	209.5	4,921	216.4	5,202	227.8	5,612	244.8
Other diseases of heart (430-434)	575	25.4	575	25.3	540	23.7	549	23.9
Hypertension with heart disease (440-443)	782	34.5	854	37.6	748	32.8	770	33.6
Hypertension without mention of heart (444-447)	202	8.9	182	8.0	157	6.9	186	8.1
Influenza (480-483)	267	11.8	59	2.6	62	2.7	41	1.8
Pneumonia (490-493)	597	26.4	539	23.7	537	23.5	595	26.0
Bronchitis (500-502)	34	1.5	29	1.3	15	0.7	44	1.9
Ulcer of stomach and duodenum (540-541)	99	4.4	91	4.0	129	5.6	121	5.3
Appendicitis (550-553)	42	1.9	42	1.8	44	1.9	35	1.5
Intestinal obstruction and hernia (560, 561, 570)	124	5.5	154	6.8	122	5.3	145	6.3
Gastritis, duodenitis, enteritis and colitis, except diarrhea of the newborn (543, 571, 572)	88	3.9	107	4.7	75	3.3	105	4.6
Cirrhosis of liver (581)	130	5.7	151	6.6	129	5.6	138	6.0
Nephritis and nephrosis (590-594)	373	16.5	369	16.2	268	11.7	312	13.6
Hyperplasia of prostate (610)	112	4.9	107	4.7	111	4.9	99	4.3
Complications of pregnancy, childbirth and the puerperium (640-689)	37	7.2	38	7.4	26	5.1	19	3.7
Congenital malformations (750-759)	245	10.8	239	10.5	250	10.9	272	11.9
Birth injuries, postnatal asphyxia and atelectasis (760-762)	421	18.6	360	15.8	331	14.5	301	13.1
Infections of the newborn (763-768)	41	1.8	46	2.0	59	2.6	56	2.4
Other diseases peculiar to early infancy and immaturity unqualified (769-776)	410	18.1	433	19.0	440	19.3	419	18.3
Senility without mention of psychosis, ill-defined and unknown causes (780-795)	627	27.7	650	28.6	569	24.9	704	30.

TABLE I. BIRTHS, DEATHS, AND DEATHS BY IMPORTANT CAUSES, NUMBER AND RATE, OKLAHOMA, 1941-1966
 Figures in Parentheses Refer to Sixth and Seventh Revisions of International List of Causes of Death

Continued

Estimated population, July 1	1957		1958		1959		1960	
	2,302,177		2,311,671		2,321,164		2,328,284	
	Number	Rate	Number	Rate	Number	Rate	Number	Rate
Live births	51,349	22.3	50,552	21.9	51,141	22.0	50,900	21.9
Physician in hospital	48,929	...	48,472	...	49,311	...	49,318	...
Physician not in hospital	1,765	...	1,468	...	1,262	...	1,087	...
Midwife, other, or unknown	655	...	612	...	568	...	495	...
Stillbirths	665	13.0	671	13.3	684	13.4	684	13.4
Physician in hospital	614	...	627	...	628	...	655	...
Physician not in hospital	36	...	35	...	42	...	20	...
Midwife, other, or unknown	15	...	9	...	14	...	9	...
Total deaths, all causes	21,568	9.4	21,812	9.4	21,996	9.5	22,932	9.8
Deaths under 1 year	1,307	25.5	1,373	27.2	1,235	24.1	1,297	25.5
Deaths under 1 month	934	18.2	1,008	19.9	887	17.3	939	18.4
Tuberculosis of respiratory system (001-008)	152	6.6	155	6.7	121	5.2	152	6.5
Tuberculosis, other forms (010-019)	7	0.3	9	0.4	16	0.7	9	0.4
Syphilis and its sequelae (020-029)	56	2.4	35	1.5	48	2.1	32	1.4
Typhoid fever (040)	1	0.0	1	0.0	1	0.0	-	-
Dysentery, all forms (045-048)	11	0.5	3	0.1	5	0.2	10	0.4
Scarlet fever and streptococcal sore throat (050, 051)	7	0.3	5	0.2	3	0.1	2	0.1
Diphtheria (055)	1	0.0	-	-	4	0.2	1	0.0
Whooping cough (056)	7	0.3	3	0.1	3	0.1	3	0.1
Meningococcal infections (057)	12	0.5	10	0.4	8	0.3	9	0.4
Acute poliomyelitis (080)	6	0.3	-	-	6	0.3	3	0.1
Smallpox (084)	-	-	-	-	-	-	-	-
Measles (085)	3	0.1	6	0.3	5	0.2	7	0.3
Typhus and other rickettsial diseases (100-108)	1	0.0	2	0.1	2	0.1	-	-
Malaria (110-117)	-	-	2	0.1	1	0.0	1	0.0
All other diseases classified as infective and parasitic (030-039, 041, 042, 044, 049, 052-054, 059-074, 081-083, 086-096, 120-138)	98	4.3	85	3.7	96	4.1	101	4.3
Malignant neoplasms, including neoplasms of lymphatic and hematopoietic tissues (140-205)	3,307	143.6	3,223	139.4	3,418	147.3	3,463	148.7
Benign and unspecified neoplasms (210-239)	59	2.6	46	2.0	61	2.6	62	2.7
Diabetes mellitus (260)	316	13.7	277	12.0	344	14.8	398	17.1
Anemias (290-293)	44	1.9	58	2.5	45	1.9	45	1.9
Vascular lesions affecting central nervous system (330-334)	2,795	121.4	2,843	123.0	2,926	126.1	3,038	130.5
Nonmeningococcal meningitis (340)	16	0.7	32	1.4	17	0.7	24	1.0
Rheumatic fever (400-402)	6	0.3	9	0.4	9	0.4	13	0.6
Chronic rheumatic heart disease (410-416)	169	7.3	171	7.4	162	7.0	133	5.7
Arteriosclerotic and degenerative heart disease (420-422)	5,827	253.1	5,980	258.7	6,049	260.6	6,256	268.7
Other diseases of heart (430-434)	528	22.9	577	25.0	529	22.8	561	24.1
Hypertension with heart disease (440-443)	757	32.9	717	31.0	688	29.6	699	30.0
Hypertension without mention of heart (444-447)	173	7.5	198	8.6	194	8.4	160	6.9
Influenza (480-483)	173	7.5	91	3.9	48	2.1	127	5.5
Pneumonia (490-493)	648	28.1	655	28.3	577	24.9	687	29.5
Bronchitis (500-502)	34	1.5	39	1.7	37	1.6	60	2.6
Ulcer of stomach and duodenum (540, 541)	128	5.6	128	5.5	118	5.1	126	5.4
Appendicitis (550-553)	32	1.4	32	1.4	27	1.2	36	1.5
Intestinal obstruction and hernia (560, 561, 570)	134	5.8	155	6.7	169	7.3	120	5.2
Gastritis, duodenitis, enteritis and colitis, except diarrhea of the newborn (543, 571, 572)	113	4.9	83	3.6	103	4.4	104	4.5
Cirrhosis of liver (581)	163	7.1	173	7.5	143	6.2	178	7.6
Nephritis and nephrosis (590-594)	310	13.5	270	11.7	257	11.1	228	9.8
Hyperplasia of prostate (610)	86	3.7	101	4.4	94	4.0	86	3.7
Complications of pregnancy, childbirth and the puerperium (640-689)	25	4.9	18	3.6	22	4.3	19	3.7
Congenital malformations (750-759)	235	10.2	253	10.9	256	11.0	252	10.8
Birth injuries, postnatal asphyxia and atelectasis (760-762)	343	14.9	319	13.8	317	13.7	293	12.6
Infections of the newborn (763-768)	59	2.6	62	2.7	49	2.1	50	2.1
Other diseases peculiar to early infancy and immaturity unqualified (769-776)	355	15.4	456	19.7	381	16.4	435	18.7
Senility without mention of psychosis, ill-defined and unknown causes (780-795)	810	35.2	861	37.2	917	39.5	1,002	43.0
All other diseases (Residual)	1,736	75.4	1,831	79.2	1,878	80.9	1,986	85.3
Motor-vehicle accidents (E810-E835)	723	31.4	696	30.1	648	27.9	687	29.5
All other accidents (E800-E802, E840-E962)	817	35.5	819	35.4	864	37.2	903	38.8
Suicide and self-inflicted injury (E963, E970-E979)	184	8.0	205	8.9	211	9.1	238	10.2
Homicide and operations of war (E964, E965, E980-E999)	101	4.4	118	5.1	119	5.1	133	5.7

TABLE I. BIRTHS, DEATHS, AND DEATHS BY IMPORTANT CAUSES, NUMBER AND RATE, OKLAHOMA, 1941-1966
 Figures in Parentheses Refer to Sixth and Seventh Revisions of International List of Causes of Death

Continued

Estimated population, July 1	1961		1962		1963		1964	
	2,398,000		2,448,000		2,441,000		2,461,000	
	Number	Rate	Number	Rate	Number	Rate	Number	Rate
Live Births	50,859	21.2	51,351	21.0	49,955	20.5	47,563	19.3
Physician in hospital	49,422	...	50,119	...	48,787	...	46,681	...
Physician not in hospital	1,007	...	824	...	775	...	520	...
Midwife, other, or unknown	430	...	408	...	393	...	362	...
Stillbirths	643	12.6	629	12.2	606	12.1	647	13.6
Physician in hospital	603	...	606	...	577	...	618	...
Physician not in hospital	36	...	19	...	26	...	25	...
Midwife, other, or unknown	4	...	4	...	3	...	4	...
Total deaths, all causes	22,973	9.6	24,005	9.8	24,458	10.0	24,194	9.8
Deaths under 1 year	1,226	24.1	1,219	23.7	1,218	24.4	1,077	22.6
Deaths under 1 month	882	17.3	933	18.2	900	18.0	794	16.7
Tuberculosis of respiratory system (001-008)	118	4.9	141	5.8	149	6.1	118	4.8
Tuberculosis, other forms (010-019)	15	0.6	10	0.4	9	0.4	13	0.5
Syphilis and its sequelae (020-029)	29	1.2	38	1.6	42	1.7	38	1.5
Typhoid fever (040)	-	-	1	0.0	-	-	-	-
Dysentery, all forms (045-048)	6	0.3	10	0.4	3	0.1	4	0.2
Scarlet fever and streptococcal sore throat (050, 051)	2	0.1	5	0.2	4	0.2	3	0.1
Diphtheria (055)	-	-	-	-	-	-	-	-
Whooping cough (056)	-	-	2	0.1	2	0.1	2	0.1
Meningococcal infections (057)	1	0.0	11	0.4	9	0.4	7	0.3
Acute poliomyelitis (080)	-	-	2	0.1	-	-	-	-
Smallpox (084)	-	-	-	-	-	-	-	-
Measles (085)	4	0.2	3	0.1	4	0.2	13	0.5
Typhus and other rickettsial diseases (100-108)	1	0.0	3	0.1	2	0.1	2	0.1
Malaria (110-117)	-	-	-	-	-	-	1	0.0
All other diseases classified as infective and parasitic (030-039, 041, 042, 044, 049, 052-054, 059-074, 081-083, 086-096, 120-138)	99	4.1	80	3.3	69	2.8	104	4.2
Malignant neoplasms, including neoplasms of lymphatic and hematopoietic tissues (140-205)	3,600	150.1	3,692	150.8	3,715	152.2	3,850	156.4
Benign and unspecified neoplasms (210-239)	60	2.5	68	2.8	55	2.3	50	2.0
Diabetes mellitus (260)	379	15.8	408	16.7	396	16.2	373	15.2
Anemias (290-293)	54	2.3	46	1.9	53	2.2	47	1.9
Vascular lesions affecting central nervous system (330-334)	2,906	121.2	3,169	129.5	3,178	130.2	3,133	127.3
Nonmeningococcal meningitis (340)	33	1.4	33	1.3	30	1.2	30	1.2
Rheumatic fever (400-402)	5	0.2	4	0.2	12	0.5	5	0.2
Chronic rheumatic heart disease (410-416)	123	5.1	137	5.6	127	5.2	130	5.3
Arteriosclerotic and degenerative heart disease (420-422)	6,702	279.5	7,298	298.1	7,510	307.7	7,488	304.3
Other diseases of heart (430-434)	562	23.4	552	22.5	595	24.4	568	23.1
Hypertension with heart disease (440-443)	651	27.1	639	26.1	583	23.9	542	22.0
Hypertension without mention of heart (444-447)	166	6.9	152	6.2	160	6.6	163	6.6
Influenza (480-483)	35	1.5	63	2.6	107	4.4	20	0.8
Pneumonia (490-493)	563	23.5	700	28.6	731	29.9	685	27.8
Bronchitis (500-502)	40	1.7	47	1.9	46	1.9	48	2.0
Ulcer of stomach and duodenum (540, 541)	152	6.3	147	6.0	147	6.0	151	6.1
Appendicitis (550-553)	32	1.3	35	1.4	27	1.1	22	0.9
Intestinal obstruction and hernia (560, 561, 570)	133	5.5	158	6.5	160	6.6	181	7.4
Gastritis, duodenitis, enteritis and colitis, except diarrhea of the newborn (543, 571, 572)	106	4.4	125	5.1	130	5.3	90	3.7
Cirrhosis of liver (581)	182	7.6	199	8.1	248	10.2	237	9.6
Nephritis and nephrosis (590-594)	226	9.4	252	10.3	244	10.0	226	9.2
Hyperplasia of prostate (610)	79	3.3	92	3.8	75	3.1	80	3.3
Complications of pregnancy, childbirth and the puerperium (640-689)	22	4.3	15	2.9	15	3.0	23	4.8
Congenital malformations (750-759)	255	10.6	234	9.6	249	10.2	246	10.0
Birth injuries, postnatal asphyxia and atelectasis (760-762)	267	11.1	285	11.6	272	11.1	218	8.9
Infections of the newborn (763-768)	43	1.8	62	2.5	54	2.2	36	1.5
Other diseases peculiar to early infancy and immaturity unqualified (769-776)	416	17.3	434	17.7	422	17.3	409	16.6
Senility without mention of psychosis, ill-defined and unknown causes (780-795)	1,019	42.5	588	24.0	566	23.2	616	25.0
All other diseases (Residual)	1,994	83.2	2,120	86.6	2,311	94.7	2,210	89.8
Motor-vehicle accidents (E810-E835)	743	31.0	709	29.0	712	29.2	799	32.5
All other accidents (E800-E802, E840-E962)	839	35.0	908	37.1	909	37.2	872	35.4
Suicide and self-inflicted injury (E963, E970-E979)	205	8.5	213	8.7	206	8.4	211	8.6
Homicide and operations of war (E964, E965, E980-E999)	106	4.4	115	4.7	120	4.9	130	5.3

TABLE I. BIRTHS, DEATHS, AND DEATHS BY IMPORTANT CAUSES, NUMBER AND RATE, OKLAHOMA, 1941-1966
 Figures in Parentheses Refer to Sixth and Seventh Revisions of International List of Causes of Death

Continued

	1957		1958		1959		1960	
	2,302,177		2,311,671		2,321,164		2,328,284	
	Number	Rate	Number	Rate	Number	Rate	Number	Rate
Estimated population, July 1								
Live births	51,349	22.3	50,552	21.9	51,141	22.0	50,900	21.9
Physician in hospital	48,929	...	48,472	...	49,311	...	49,318	...
Physician not in hospital	1,765	...	1,468	...	1,262	...	1,087	...
Midwife, other, or unknown	655	...	612	...	568	...	495	...
Stillbirths	665	13.0	671	13.3	684	13.4	684	13.4
Physician in hospital	614	...	627	...	628	...	655	...
Physician not in hospital	36	...	35	...	42	...	20	...
Midwife, other, or unknown	15	...	9	...	14	...	9	...
Total deaths, all causes	21,568	9.4	21,812	9.4	21,996	9.5	22,932	9.8
Deaths under 1 year	1,307	25.5	1,373	27.2	1,235	24.1	1,297	25.5
Deaths under 1 month	934	18.2	1,008	19.9	887	17.3	939	18.4
Tuberculosis of respiratory system (001-008)	152	6.6	155	6.7	121	5.2	152	6.5
Tuberculosis, other forms (010-019)	7	0.3	9	0.4	16	0.7	9	0.4
Syphilis and its sequelae (020-029)	56	2.4	35	1.5	48	2.1	32	1.4
Typhoid fever (040)	1	0.0	1	0.0	1	0.0	-	-
Dysentery, all forms (045-048)	11	0.5	3	0.1	5	0.2	10	0.4
Scarlet fever and streptococcal sore throat (050, 051)	7	0.3	5	0.2	3	0.1	2	0.1
Diphtheria (055)	1	0.0	-	-	4	0.2	1	0.0
Whooping cough (056)	7	0.3	3	0.1	3	0.1	3	0.1
Meningococcal infections (057)	12	0.5	10	0.4	8	0.3	9	0.4
Acute poliomyelitis (080)	6	0.3	-	-	6	0.3	3	0.1
Smallpox (084)	-	-	-	-	-	-	-	-
Measles (085)	3	0.1	6	0.3	5	0.2	7	0.3
Typhus and other rickettsial diseases (100-108)	1	0.0	2	0.1	2	0.1	-	-
Malaria (110-117)	-	-	2	0.1	1	0.0	1	0.0
All other diseases classified as infective and parasitic (030-039, 041, 042, 044, 049, 052-054, 059-074, 081-083, 086-096, 120-138)	98	4.3	85	3.7	96	4.1	101	4.3
Malignant neoplasms, including neoplasms of lymphatic and hematopoietic tissues (140-205)	3,307	143.6	3,223	139.4	3,418	147.3	3,463	148.7
Benign and unspecified neoplasms (210-239)	59	2.6	46	2.0	61	2.6	62	2.7
Diabetes mellitus (260)	316	13.7	277	12.0	344	14.8	398	17.1
Anemias (290-293)	44	1.9	58	2.5	45	1.9	45	1.9
Vascular lesions affecting central nervous system (330-334)	2,795	121.4	2,843	123.0	2,926	126.1	3,038	130.5
Nonmeningococcal meningitis (340)	16	0.7	32	1.4	17	0.7	24	1.0
Rheumatic fever (400-402)	6	0.3	9	0.4	9	0.4	13	0.6
Chronic rheumatic heart disease (410-416)	169	7.3	171	7.4	162	7.0	133	5.7
Arteriosclerotic and degenerative heart disease (420-422)	5,827	253.1	5,980	258.7	6,049	260.6	6,256	268.7
Other diseases of heart (430-434)	528	22.9	577	25.0	529	22.8	561	24.1
Hypertension with heart disease (440-443)	757	32.9	717	31.0	688	29.6	699	30.0
Hypertension without mention of heart (444-447)	173	7.5	198	8.6	194	8.4	160	6.9
Influenza (480-483)	173	7.5	91	3.9	48	2.1	127	5.5
Pneumonia (490-493)	648	28.1	655	28.3	577	24.9	687	29.5
Bronchitis (500-502)	34	1.5	39	1.7	37	1.6	60	2.6
Ulcer of stomach and duodenum (540, 541)	128	5.6	128	5.5	118	5.1	126	5.4
Appendicitis (550-553)	32	1.4	32	1.4	27	1.2	36	1.5
Intestinal obstruction and hernia (560, 561, 570)	134	5.8	155	6.7	169	7.3	120	5.2
Gastritis, duodenitis, enteritis and colitis, except diarrhea of the newborn (543, 571, 572)	113	4.9	83	3.6	103	4.4	104	4.5
Cirrhosis of liver (581)	163	7.1	173	7.5	143	6.2	178	7.6
Nephritis and nephrosis (590-594)	310	13.5	270	11.7	257	11.1	228	9.8
Hyperplasia of prostate (610)	86	3.7	101	4.4	94	4.0	86	3.7
Complications of pregnancy, childbirth and the puerperium (640-689)	25	4.9	18	3.6	22	4.3	19	3.7
Congenital malformations (750-759)	235	10.2	253	10.9	256	11.0	252	10.8
Birth injuries, postnatal asphyxia and atelectasis (760-762)	343	14.9	319	13.8	317	13.7	293	12.6
Infections of the newborn (763-768)	59	2.6	62	2.7	49	2.1	50	2.1
Other diseases peculiar to early infancy and immaturity unqualified (769-776)	355	15.4	456	19.7	381	16.4	435	18.7
Senility without mention of psychosis, ill-defined and unknown causes (780-795)	810	35.2	861	37.2	917	39.5	1,002	43.0
All other diseases (Residual)	1,736	75.4	1,831	79.2	1,878	80.9	1,986	85.3
Motor-vehicle accidents (E810-E835)	723	31.4	696	30.1	648	27.9	687	29.5
All other accidents (E800-E802, E840-E962)	817	35.5	819	35.4	864	37.2	903	38.8
Suicide and self-inflicted injury (E963, E970-E979)	184	8.0	205	8.9	211	9.1	238	10.2
Homicide and operations of war (E964, E965, E980-E999)	101	4.4	118	5.1	119	5.1	133	5.7

TABLE I. BIRTHS, DEATHS, AND DEATHS BY IMPORTANT CAUSES, NUMBER AND RATE, OKLAHOMA, 1941-1966
 Figures in Parentheses Refer to Sixth and Seventh Revisions of International List of Causes of Death

Continued

	1961		1962		1963		1964	
	2,398,000		2,448,000		2,441,000		2,461,000	
	Number	Rate	Number	Rate	Number	Rate	Number	Rate
Estimated population, July 1								
Live Births	50,859	21.2	51,351	21.0	49,955	20.5	47,563	19.3
Physician in hospital	49,422	...	50,119	...	48,787	...	46,681	...
Physician not in hospital	1,007	...	824	...	775	...	520	...
Midwife, other, or unknown	430	...	408	...	393	...	362	...
Stillbirths	643	12.6	629	12.2	606	12.1	647	13.6
Physician in hospital	603	...	606	...	577	...	618	...
Physician not in hospital	36	...	19	...	26	...	25	...
Midwife, other, or unknown	4	...	4	...	3	...	4	...
Total deaths, all causes	22,973	9.6	24,005	9.8	24,458	10.0	24,194	9.8
Deaths under 1 year	1,226	24.1	1,219	23.7	1,218	24.4	1,077	22.6
Deaths under 1 month	882	17.3	933	18.2	900	18.0	794	16.7
Tuberculosis of respiratory system (001-008)	118	4.9	141	5.8	149	6.1	118	4.8
Tuberculosis, other forms (010-019)	15	0.6	10	0.4	9	0.4	13	0.5
Syphilis and its sequelae (020-029)	29	1.2	38	1.6	42	1.7	38	1.5
Typhoid fever (040)	-	-	1	0.0	-	-	-	-
Dysentery, all forms (045-048)	6	0.3	10	0.4	3	0.1	4	0.2
Scarlet fever and streptococcal sore throat (050, 051)	2	0.1	5	0.2	4	0.2	3	0.1
Diphtheria (055)	-	-	-	-	-	-	-	-
Whooping cough (056)	-	-	2	0.1	2	0.1	2	0.1
Meningococcal infections (057)	1	0.0	11	0.4	9	0.4	7	0.3
Acute poliomyelitis (080)	-	-	2	0.1	-	-	-	-
Smallpox (084)	-	-	-	-	-	-	-	-
Measles (085)	4	0.2	3	0.1	4	0.2	13	0.5
Typhus and other rickettsial diseases (100-108)	1	0.0	3	0.1	2	0.1	2	0.1
Malaria (110-117)	-	-	-	-	-	-	1	0.0
All other diseases classified as infective and parasitic (030-039, 041, 042, 044, 049, 052-054, 059-074, 081-083, 086-096, 120-138)	99	4.1	80	3.3	69	2.8	104	4.2
Malignant neoplasms, including neoplasms of lymphatic and hematopoietic tissues (140-205)	3,600	150.1	3,692	150.8	3,715	152.2	3,850	156.4
Benign and unspecified neoplasms (210-239)	60	2.5	68	2.8	55	2.3	50	2.0
Diabetes mellitus (260)	379	15.8	408	16.7	396	16.2	373	15.2
Anemias (290-293)	54	2.3	46	1.9	53	2.2	47	1.9
Vascular lesions affecting central nervous system (330-334)	2,906	121.2	3,169	129.5	3,178	130.2	3,133	127.3
Nonmeningococcal meningitis (340)	33	1.4	33	1.3	30	1.2	30	1.2
Rheumatic fever (400-402)	5	0.2	4	0.2	12	0.5	5	0.2
Chronic rheumatic heart disease (410-416)	123	5.1	137	5.6	127	5.2	130	5.3
Arteriosclerotic and degenerative heart disease (420-422)	6,702	279.5	7,298	298.1	7,510	307.7	7,488	304.3
Other diseases of heart (430-434)	562	23.4	552	22.5	595	24.4	568	23.1
Hypertension with heart disease (440-443)	651	27.1	639	26.1	583	23.9	542	22.0
Hypertension without mention of heart (444-447)	166	6.9	152	6.2	160	6.6	163	6.6
Influenza (480-483)	35	1.5	63	2.6	107	4.4	20	0.8
Pneumonia (490-493)	563	23.5	700	28.6	731	29.9	685	27.8
Bronchitis (500-502)	40	1.7	47	1.9	46	1.9	48	2.0
Ulcer of stomach and duodenum (540, 541)	152	6.3	147	6.0	147	6.0	151	6.1
Appendicitis (550-553)	32	1.3	35	1.4	27	1.1	22	0.9
Intestinal obstruction and hernia (560, 561, 570)	133	5.5	158	6.5	160	6.6	181	7.4
Gastritis, duodenitis, enteritis and colitis, except diarrhea of the newborn (543, 571, 572)	106	4.4	125	5.1	130	5.3	90	3.7
Cirrhosis of liver (581)	182	7.6	199	8.1	248	10.2	237	9.6
Nephritis and nephrosis (590-594)	226	9.4	252	10.3	244	10.0	226	9.2
Hyperplasia of prostate (610)	79	3.3	92	3.8	75	3.1	80	3.3
Complications of pregnancy, childbirth and the puerperium (640-689)	22	4.3	15	2.9	15	3.0	23	4.8
Congenital malformations (750-759)	255	10.6	234	9.6	249	10.2	246	10.0
Birth injuries, postnatal asphyxia and atelectasis (760-762)	267	11.1	285	11.6	272	11.1	218	8.9
Infections of the newborn (763-768)	43	1.8	62	2.5	54	2.2	36	1.5
Other diseases peculiar to early infancy and immaturity unqualified (769-776)	416	17.3	434	17.7	422	17.3	409	16.6
Senility without mention of psychosis, ill-defined and unknown causes (780-795)	1,019	42.5	588	24.0	566	23.2	616	25.0
All other diseases (Residual)	1,994	83.2	2,120	86.6	2,311	94.7	2,210	89.8
Motor-vehicle accidents (E810-E835)	743	31.0	709	29.0	712	29.2	799	32.5
All other accidents (E800-E802, E840-E962)</								

TABLE I. BIRTHS, DEATHS, AND DEATHS BY IMPORTANT CAUSES, NUMBER AND RATE, OKLAHOMA, 1941-1966.
 Figures in parenthesis refer to the Seventh Revision of International List of Causes of Death.

(continued)

	1965		1966	
	2,448,000		2,477,000	
	Number	Rate	Number	Rate
Estimated population, July 1				
Live births*	42,876	17.5	39,993	16.1
Physician in hospital	42,080	...	39,477	...
Physician not in hospital	423	...	303	...
Midwife, other, or unknown	303	...	213	...
Stillbirths*	564	13.2	488	12.2
Physician in hospital	543	...	470	...
Physician not in hospital	18	...	17	...
Midwife, other, or unknown	3	...	1	...
Total deaths, all causes*	24,304	9.9	24,806	10.0
Deaths under 1 year†	1,028	24.0	934	23.4
Deaths under 1 month†	716	16.7	664	16.6
Tuberculosis of respiratory system (001-008)	105	4.3	84	3.4
Tuberculosis, other forms (010-019)	10	0.4	5	0.2
Syphilis and its sequelae (020-029)	33	1.3	31	1.3
Typhoid fever (040)	—	—	1	0.0
Dysentery, all forms (045-048)	8	0.3	1	0.0
Scarlet fever and streptococcal sore throat (050, 051)	1	0.0	1	0.0
Diphtheria (055)	—	—	—	—
Whooping cough (056)	3	0.1	2	0.1
Meningococcal infections (057)	11	0.4	11	0.4
Acute poliomyelitis (080)	—	—	—	—
Smallpox (084)	—	—	—	—
Measles (085)	3	0.1	5	0.2
Typhus and other rickettsial diseases (100-108)	1	0.0	3	0.1
Malaria (110-117)	—	—	—	—
All other diseases classified as infective and parasitic (030-039, 041, 042, 044, 049, 052-054, 059-074, 081-083, 086-096, 120-138)	77	3.1	72	2.9
Malignant neoplasms, including neoplasms of lymphatic and hematopoietic tissues (140-205)	3,860	157.7	3,938	159.0
Benign and unspecified neoplasms (210-239)	53	2.2	55	2.2
Diabetes mellitus (260)	426	17.4	467	18.0
Anemias (290-293)	55	2.2	45	1.8
Vascular lesions affecting central nervous system (330-334)	3,235	132.1	3,179	128.3
Nonmeningococcal meningitis (340)	38	1.6	30	1.2
Rheumatic fever (400-402)	9	0.4	8	0.3
Chronic rheumatic heart disease (410-416)	97	3.7	103	4.2
Arteriosclerotic and degenerative heart disease (420-422)	7,578	309.6	7,997	322.9
Other diseases of heart (430-434)	601	24.6	592	23.9
Hypertension with heart disease (440-443)	518	21.2	515	20.8
Hypertension without mention of heart (444-447)	150	6.1	148	6.0
Influenza (480-483)	58	2.4	29	1.2
Pneumonia (490-493)	698	28.5	663	26.8
Bronchitis (500-502)	65	2.7	65	2.6
Ulcer of stomach and duodenum (540, 541)	138	5.6	119	4.8
Appendicitis (550-553)	27	1.1	28	1.1
Intestinal obstruction and hernia (560, 561, 570)	136	5.6	201	8.1
Gastritis, duodenitis, enteritis and colitis, except diarrhea of the newborn (543, 571, 572)	83	3.4	97	3.9
Cirrhosis of liver (581)	235	9.6	224	9.0
Nephritis and nephrosis (590-594)	251	10.3	255	10.3
Hyperplasia of prostate (610)	56	2.3	52	2.1
Complications of pregnancy, childbirth and the puerperium (640-689)++	15	3.5	7	1.8
Congenital malformations (750-759)	219	8.9	202	8.2
Birth injuries, postnatal asphyxia and atelectasis (760-762)	222	9.1	181	7.3
Infections of the newborn (763-768)	39	1.6	48	1.9
Other diseases peculiar to early infancy and immaturity unqualified (769-776)	339	13.8	328	13.2
Senility without mention of psychosis, ill-defined and unknown causes (780-795)	599	24.5	642	25.9
All other diseases (Residual)	2,303	94.1	2,306	93.1
Motor-vehicle accidents (E810-E835)	778	31.8	808	32.6
All other accidents (E800-E802, E840-E962)	811	33.1	901	36.4
Suicide and self-inflicted injury (E963, E970-E979)	244	10.0	225	9.1
Homicide and operations of war (E964, E965, E980-E999)	123	5.0	132	5.3

TABLE II. (a) RECORDED BIRTHS, STILLBIRTHS, DEATHS, INFANT AND NEONATAL DEATHS, NUMBER AND RATE, BY COUNTY, OKLAHOMA, 1965

COUNTY	BIRTHS		STILLBIRTHS		DEATHS		INFANT DEATHS		NEONATAL DEATHS	
	Number	Rate	Number	Rate	Number	Rate	Number	Rate	Number	Rate
ENTIRE STATE	41,883	17.1	557	13.3	23,763	9.7	994	23.7	694	16.6
ADAIR	130	10.1	3	23.1	119	9.2	1	7.7	--	--
ALFALFA	39	5.0	--	--	75	9.6	1	25.6	--	--
ATOKA	101	10.7	2	19.8	88	9.4	--	--	--	--
BEAVER	102	14.8	1	9.8	50	7.2	3	29.4	3	29.4
BECKHAM	322	18.9	1	3.1	238	14.0	10	31.1	5	15.5
BLAINE	140	12.3	2	14.3	140	12.3	3	21.4	1	7.1
BRYAN	350	15.1	4	11.4	271	11.7	4	11.4	4	11.4
CADDO	243	8.7	3	12.3	259	9.3	7	28.8	3	12.3
CANADIAN	179	7.0	2	11.2	238	9.3	4	22.3	2	11.2
CARTER	647	16.2	11	17.0	460	11.5	11	17.0	6	9.3
CHEROKEE	552	31.0	6	10.9	190	10.7	11	19.9	8	14.5
CHOCTAW	266	18.3	4	15.0	233	16.1	4	15.0	3	11.3
CIMARRON	64	13.9	5	78.1	48	10.4	2	31.3	1	15.6
CLEVELAND	899	16.8	12	13.3	434	8.1	18	20.0	14	15.6
COAL	46	9.6	1	21.7	58	12.1	--	--	--	--
COMANCHE	2,696	26.0	35	13.0	530	5.1	48	17.8	37	13.7
COTTON	1	0.1	--	--	42	5.6	1	1000.0	--	--
CRAIG	180	11.3	2	11.1	355	22.3	3	16.7	3	16.7
CREEK	612	15.3	13	21.2	415	10.3	8	13.1	2	3.3
CUSTER	1,008	46.7	22	21.8	282	13.1	20	19.8	16	15.9
DELAWARE	47	3.6	--	--	98	7.5	1	21.3	--	--
DEWEY	15	2.8	--	--	31	5.7	3	200.0	--	--
ELLIS	79	16.1	3	38.0	93	19.0	--	--	--	--
GARFIELD	1,187	22.2	14	11.8	660	12.3	23	19.4	20	16.8
GARVIN	415	14.8	7	16.9	339	12.1	8	19.3	6	14.5
GRADY	346	12.1	1	2.9	272	9.5	7	20.2	3	8.7
GRANT	--	--	--	--	45	5.9	--	--	--	--
GREER	82	10.0	--	--	90	11.0	1	12.2	--	--
HARMON	85	15.7	1	11.8	74	13.7	--	--	--	--
HARPER	63	10.2	--	--	49	8.0	--	--	--	--
HASKELL	99	11.9	2	20.2	72	8.6	1	10.1	--	--
HUGHES	226	16.6	--	--	242	17.8	7	31.0	6	26.5
JACKSON	804	22.9	10	12.4	209	6.0	19	23.6	12	14.9
JEFFERSON	58	7.8	--	--	96	13.0	--	--	--	--
JOHNSTON	74	9.2	--	--	85	10.6	1	13.5	1	13.5
KAY	738	13.9	11	14.9	494	9.3	21	28.5	19	25.7
KINGFISHER	249	24.0	4	16.1	118	11.4	8	32.1	6	24.1
KIOWA	123	8.8	2	16.3	171	12.2	1	8.1	--	--
LATIMER	296	40.0	3	10.1	142	19.2	6	20.3	4	13.5
LE FLORE	326	11.7	7	21.5	267	9.6	9	27.6	6	18.4
LINCOLN	281	15.5	3	10.7	212	11.7	3	10.7	--	--
LOGAN	188	10.4	1	5.3	265	14.7	7	37.2	3	16.0
LOVE	--	--	--	--	32	6.1	--	--	--	--
McCLAIN	128	10.3	3	23.4	112	9.1	2	15.6	1	7.8
McCURTAIN	232	9.3	4	17.2	266	10.6	10	43.1	5	21.6
McINTOSH	55	5.0	1	18.2	78	7.0	--	--	--	--
MAJOR	86	11.9	--	--	78	10.8	2	23.3	2	23.3
MARSHALL	55	7.7	--	--	67	9.4	1	18.2	1	18.2
MAYES	250	12.3	1	4.0	224	11.0	4	16.0	4	16.0
MURRAY	95	9.1	5	52.6	198	19.0	5	52.6	2	21.1
MUSKOGEE	1,141	18.4	20	17.5	1,060	17.1	5	4.4	2	1.8
NOBLE	132	13.0	--	--	97	9.6	--	--	--	--
NOWATA	135	12.9	--	--	96	9.1	5	37.0	5	37.0
OKFUSKEE	115	11.0	2	17.4	144	13.7	6	52.2	3	26.1
OKLAHOMA	10,959	21.2	176	16.1	4,706	9.1	328	29.9	218	19.9
OKMULGEE	567	16.0	4	7.1	354	10.0	16	28.2	15	26.5
OSAGE	202	6.2	1	5.0	233	7.1	4	19.8	2	9.9
OTTAWA	400	14.5	7	17.5	328	11.9	2	5.0	1	2.5
PAWNEE	249	24.7	3	12.0	167	16.5	2	8.0	--	--
PAYNE	690	15.2	5	7.2	353	7.8	8	11.6	6	8.7
PITTSBURG	649	19.7	4	6.2	427	12.9	10	15.4	7	10.8
PONTOTOC	461	16.6	4	8.7	362	13.0	7	15.2	3	6.5
POTTAWATOMIE	608	14.6	10	16.4	431	10.3	22	36.2	18	29.6
PUSHMATAHA	133	15.7	2	15.0	101	12.0	7	52.6	4	30.1
ROGER MILLS	17	3.7	--	--	38	8.4	--	--	--	--
ROGERS	547	25.4	8	14.6	217	10.1	10	18.3	7	12.8
SEMINOLE	304	11.9	2	6.6	262	10.3	12	39.5	7	23.0
SEQUOYAH	134	7.5	--	--	128	7.1	1	7.5	--	--
STEPHENS	488	12.2	6	12.3	362	9.1	8	16.4	7	14.3
TEXAS	240	16.7	1	4.2	96	6.7	6	25.0	4	16.7
TILLMAN	130	9.2	1	7.7	145	10.3	6	46.2	3	23.1
TULSA	6,848	17.9	74	10.8	3,014	7.9	170	24.8	129	18.8
WAGONER	100	6.4	--	--	108	7.0	1	10.0	--	--
WASHINGTON	642	13.4	6	9.3	363	7.6	17	26.5	14	21.8
WASHITA	299	15.8	2	6.7	106	5.6	5	16.7	5	16.7
WOODS	160	13.9	1	6.3	123	10.7	3	18.8	3	18.8
WOODWARD	274	19.4	6	21.9	238	16.9	4	14.6	2	7.3

TABLE III. (a) RESIDENT DEATHS BY COUNTY, BY RACE, BY SEX, OKLAHOMA, 1965

County	Total		White		Negro		Indian	
	Male	Female	Male	Female	Male	Female	Male	Female
	ENTIRE STATE	14,278	10,026	12,889	8,941	1,059	808	330
Adair	104	65	83	38	--	--	21	27
Alfalfa	63	46	63	46	--	--	--	--
Atoka	79	37	71	31	7	5	1	1
Beaver	39	24	39	24	--	--	--	--
Beckham	133	100	131	96	2	4	--	--
Blaine	100	60	87	55	4	2	9	3
Bryant	180	154	171	143	3	8	6	3
Caddo	187	141	161	115	5	6	21	20
Canadian	178	104	164	100	8	3	6	1
Carter	276	192	246	166	26	22	4	4
Cherokee	114	86	98	66	1	3	15	17
Choctaw	161	110	129	91	29	13	3	6
Cimarron	26	21	26	21	--	--	--	--
Cleveland	217	147	213	146	1	2	--	1
Coal	45	27	44	24	1	2	--	1
Comanche	310	207	274	180	31	21	5	6
Cotton	55	32	53	32	1	--	1	--
Craig	109	102	104	97	4	3	1	2
Creek	278	210	245	183	29	23	4	4
Custer	115	68	104	60	6	4	5	4
Delaware	97	58	86	47	--	--	11	11
Dewey	34	36	30	32	--	--	4	4
Ellis	45	26	45	26	--	--	--	--
Garfield	319	256	307	244	11	11	1	1
Garvin	211	132	195	126	12	5	4	1
Grady	199	151	188	142	11	8	--	1
Grant	67	44	67	44	--	--	--	--
Greer	61	58	60	54	1	4	--	--
Harmon	43	34	40	33	3	--	--	--
Harper	37	27	37	27	--	--	--	--
Haskell	66	28	63	27	1	--	2	1
Hughes	136	101	125	89	4	4	7	8
Jackson	143	100	133	94	10	5	--	1
Jefferson	66	60	62	58	4	2	--	--
Johnston	68	42	57	40	3	1	8	1
Kay	324	229	306	220	5	3	13	6
Kingfisher	83	49	75	40	7	5	1	4
Kiowa	124	81	113	71	8	8	3	2
Latimer	51	29	45	27	4	--	2	2
LeFlore	225	140	211	132	7	5	7	3
Lincoln	162	102	150	91	12	8	--	3
Logan	153	142	130	118	21	23	2	1
Love	45	25	44	23	1	2	--	--
McClain	66	47	64	44	1	3	1	--
McCurtain	216	134	164	104	37	21	15	9
McIntosh	85	58	67	46	10	3	8	9
Major	65	29	65	29	--	--	--	--
Marshall	51	44	49	43	--	1	2	--
Mayes	157	105	149	91	--	1	8	13
Murray	89	79	88	75	1	1	--	3
Muskogee	448	337	338	244	107	89	3	4
Noble	80	45	79	43	--	1	1	1
Nowata	71	48	67	41	4	5	--	2
Okfuskee	96	96	65	71	27	15	4	10
Oklahoma	2,326	1,638	2,037	1,428	262	193	27	17
Okmulgee	276	175	235	148	29	23	12	4
Osage	185	125	165	110	7	7	13	8
Ottawa	218	146	212	143	--	--	6	3
Pawnee	99	64	94	59	2	--	3	5
Payne	213	148	208	143	5	5	--	--
Pittsburg	238	188	214	175	19	12	5	1
Pontotoc	188	153	179	142	4	8	5	3
Pottawatomie	306	199	297	187	4	6	5	6
Pushmataha	92	47	87	44	3	--	2	3
Roger Mills	31	23	30	20	--	--	1	3
Rogers	152	74	141	69	8	2	3	3
Seminole	201	126	162	101	26	18	13	7
Sequoyah	135	75	119	66	8	6	8	3
Stephens	238	149	231	145	4	4	3	--
Texas	73	49	73	49	--	--	--	--
Tillman	102	82	90	70	11	12	1	--
Tulsa	1,724	1,263	1,540	1,119	173	138	11	6
Wagoner	90	65	74	55	16	9	--	1
Washington	203	160	196	147	7	11	--	2
Washita	72	60	71	59	1	--	--	1
Woods	72	62	72	62	--	--	--	--
Woodward	92	50	92	50	--	--	--	--

TABLE IV. (a) RESIDENT DEATHS BY INTERNATIONAL INTERMEDIATE LIST OF 150 CAUSES, BY NUMBER AND RATE, BY RACE, OKLAHOMA, 1965

	Total		White		Negro		Indian	
	Number	Rate	Number	Rate	Number	Rate	Number	Rate
Total deaths all causes*	24,304	9.9	21,830	9.8	1,867	11.6	607	9.4
Tuberculosis of respiratory system (001-008)	105	4.3	77	3.5	11	6.8	17	26.3
Tuberculosis of meninges and central nervous system (010)	4	0.2	3	0.1	--	--	1	1.5
Tuberculosis of intestines, peritoneum and mesenteric glands (011)	--	--	--	--	--	--	--	--
Tuberculosis of bones and joints (012, 013)	1	0.0	1	0.0	--	--	--	--
Tuberculosis, all other forms (014-019)	5	0.2	1	0.0	1	0.6	3	4.6
Congenital syphilis (020)	--	--	--	--	--	--	--	--
Early syphilis (021)	--	--	--	--	--	--	--	--
Tabes dorsalis (024)	--	--	--	--	--	--	--	--
General paralysis of insane (025)	1	0.0	1	0.0	--	--	--	--
All other syphilis (022, 023, 026-029)	32	1.3	27	1.2	5	3.1	--	--
Gonococcal infection (030-035)	--	--	--	--	--	--	--	--
Typhoid fever (040)	--	--	--	--	--	--	--	--
Paratyphoid fever and other Salmonella infections (041, 042)	3	0.1	1	0.0	1	0.6	1	1.5
Cholera (043)	--	--	--	--	--	--	--	--
Brucellosis (undulant fever) (044)	--	--	--	--	--	--	--	--
Dysentery, all forms (045-048)	8	0.3	5	0.2	--	--	3	4.6
Scarlet fever (050)	--	--	--	--	--	--	--	--
Streptococcal sore throat (051)	1	0.0	1	0.0	--	--	--	--
Erysipelas (052)	29	1.2	26	1.2	3	1.9	--	--
Septicemia and pyemia (053)	--	--	--	--	--	--	--	--
Diphtheria (055)	--	--	--	--	--	--	--	--
Whooping cough (056)	3	0.1	2	0.1	1	0.6	--	--
Meningococcal infections (057)	11	0.4	10	0.5	1	0.6	--	--
Plague (058)	--	--	--	--	--	--	--	--
Leprosy (060)	--	--	--	--	--	--	--	--
Tetanus (061)	4	0.2	2	0.1	2	1.2	--	--
Anthrax (062)	--	--	--	--	--	--	--	--
Acute poliomyelitis (080)	--	--	--	--	--	--	--	--
Acute infectious encephalitis (082)	12	0.5	9	0.4	2	1.2	1	1.5
Late effects of acute poliomyelitis and acute infectious encephalitis (081, 083)	1	0.0	--	--	--	--	1	1.5
Smallpox (084)	--	--	--	--	--	--	--	--
Measles (085)	3	0.1	3	0.1	--	--	--	--
Yellow fever (091)	--	--	--	--	--	--	--	--
Infectious hepatitis (092)	6	0.1	5	0.2	--	--	1	1.5
Rabies (094)	--	--	--	--	--	--	--	--
Typhus and other rickettsial diseases (100-108)	1	0.0	1	0.0	--	--	--	--
Malaria (110-117)	--	--	--	--	--	--	--	--
Schistosomiasis (123)	--	--	--	--	--	--	--	--
Hydatid disease (125)	--	--	--	--	--	--	--	--
Filariasis (127)	--	--	--	--	--	--	--	--
Ankylostomiasis (129)	--	--	--	--	--	--	--	--
Other diseases due to helminths (124, 126, 128, 130)	--	--	--	--	--	--	--	--
All other diseases classified as infective and parasitic (036-039, 049, 054, 059, 063-074, 086-090, 093, 095, 096, 120-122, 131-138)	22	0.9	21	0.9	1	0.6	--	--
Malignant neoplasm of buccal cavity and pharynx (140-148)	88	3.6	81	3.6	4	2.5	3	4.6
Malignant neoplasm of esophagus (150)	51	2.1	42	1.9	9	5.6	--	--
Malignant neoplasm of stomach (151)	218	8.9	188	8.5	24	14.9	6	9.3
Malignant neoplasm of intestine, except rectum (152, 153)	388	15.8	352	15.8	27	16.8	9	13.9
Malignant neoplasm of rectum (154)	102	4.2	93	4.2	4	2.5	5	7.7
Malignant neoplasm of larynx (161)	19	0.8	15	0.7	4	2.5	--	--
Malignant neoplasm of trachea, and of bronchus and lung not specified as secondary (162, 163)	627	25.6	587	26.4	32	19.9	8	12.4
Malignant neoplasm of breast (170)	272	11.1	257	11.6	10	6.2	5	7.7
Malignant neoplasm of cervix uteri (171)	88	3.6	78	3.5	5	3.1	5	7.7
Malignant neoplasm of other and unspecified parts of uterus (172-174)	95	3.9	80	3.6	11	6.8	4	6.2
Malignant neoplasm of prostate (177)	259	10.6	229	10.3	28	17.4	2	3.1
Malignant neoplasm of skin (190, 191)	78	3.2	76	3.4	1	0.6	1	1.5
Malignant neoplasm of bone and connective tissue (196, 197)	74	3.0	70	3.2	2	1.2	2	3.1

TABLE IV. (a) RESIDENT DEATHS BY INTERNATIONAL INTERMEDIATE LIST OF 150 CAUSES, BY NUMBER AND RATE, BY RACE, OKLAHOMA, 1965 (continued)

	Total		White		Negro		Indian	
	Number	Rate	Number	Rate	Number	Rate	Number	Rate
Malignant neoplasm of all other and unspecified sites (155-160, 164, 165, 175, 176, 178-181, 192-195, 198, 199).....	1,093	44.6	1,002	45.1	69	42.8	22	34.0
Leukemia and aleukemia (204).....	234	9.6	216	9.7	12	7.4	6	9.3
Lymphosarcoma and other neoplasms of lymphatic and hematopoietic system (200-203, 205).....	174	4.1	165	7.4	9	5.6	--	--
Benign neoplasms and neoplasms of unspecified nature (210-239).....	53	2.2	51	2.3	2	1.2	--	--
Non-toxic goiter (250, 251).....	2	0.1	2	0.1	--	--	--	--
Thyrotoxicosis with or without goiter (252)	426	17.4	350	15.8	45	27.9	31	47.9
Diabetes mellitus (260).....	34	1.4	29	1.3	5	3.1	--	--
Avitaminosis and other deficiency states (280-286).....	55	2.2	49	2.2	3	1.9	3	4.6
Anemias (290-293).....	169	6.9	145	6.5	18	11.2	6	9.3
Allergic disorders; all other endocrine, metabolic and blood diseases (240-245, 253, 254, 270-277, 287-289, 294-299).....	26	1.1	23	1.0	2	1.2	1	1.5
Psychoses (300-309).....	43	1.8	33	1.5	3	1.9	7	10.8
Psychoneuroses and disorders of personality (310-324, 326).....	5	0.2	5	0.2	--	--	--	--
Mental Deficiency (325).....	3,235	132.1	2,898	130.4	286	177.4	51	78.8
Vascular lesions affecting central nervous system (330-334).....	38	1.6	33	1.5	2	1.2	3	4.6
Nonmeningococcal meningitis (340).....	9	0.4	7	0.3	2	1.2	--	--
Multiple Sclerosis (345).....	27	1.1	25	1.1	--	--	2	3.1
Epilepsy (353).....	--	--	--	--	--	--	--	--
Inflammatory diseases of eye (370-379).....	2	0.1	1	0.0	1	0.6	--	--
Cataract (385).....	--	--	--	--	--	--	--	--
Glaucoma (387).....	2	0.1	2	0.1	--	--	--	--
Otitis media and mastoiditis (391-393).....	124	5.1	110	5.0	11	6.8	3	4.6
All other diseases of the nervous system and sense organs (341-344, 350-352, 354-369, 380-384, 386, 388-390, 394-398).....	9	0.4	6	0.3	3	1.9	--	--
Rheumatic fever (400-402).....	90	3.7	77	3.5	11	6.8	2	3.1
Chronic rheumatic heart disease (410-416)...	7,578	309.6	7,049	317.2	429	266.2	100	154.6
Arteriosclerotic and degenerative heart disease (420-422).....	601	24.6	549	24.7	39	24.2	13	20.1
Other diseases of heart (430-434).....	518	21.2	427	19.2	82	50.9	9	13.9
Hypertension with heart disease (440-443)...	150	6.1	130	5.9	17	10.5	3	4.6
Hypertension without mention of heart (444-447).....	680	27.8	630	28.4	35	21.7	15	23.2
Diseases of arteries (450-456).....	146	6.0	129	5.8	11	6.8	6	9.3
Other diseases of circulatory system (460-468).....	16	0.7	14	0.6	2	1.2	--	--
Acute upper respiratory infections (470-475).....	58	2.4	48	2.2	8	5.0	2	3.1
Influenza (480-483).....	88	3.6	75	3.4	6	3.7	7	10.8
Lobar pneumonia (490).....	318	13.0	289	13.0	20	12.4	9	13.9
Bronchopneumonia (491).....	292	11.9	256	11.5	22	13.6	14	21.6
Primary atypical, other and unspecified pneumonia (492, 493).....	12	0.5	12	0.5	--	--	--	--
Acute bronchitis (500).....	53	2.2	45	2.0	7	4.3	1	1.5
Bronchitis, chronic and unqualified (501, 502).....	1	0.0	1	0.0	--	--	--	--
Hypertrophy of tonsils and adenoids (510)...	8	0.3	8	0.4	--	--	--	--
Empyema and abscess of lung (518, 521).....	1	0.0	1	0.0	--	--	--	--
Pleurisy (519).....	427	17.4	411	18.5	13	8.1	3	4.6
All other respiratory diseases (511-517, 520, 522-527).....	--	--	--	--	--	--	--	--
Diseases of teeth and supporting structures (530-535).....	58	2.4	55	2.5	2	1.2	1	1.5
Ulcer of stomach (540).....	80	3.3	79	3.6	1	0.6	--	--
Ulcer of duodenum (541).....	5	0.2	5	0.2	--	--	--	--
Gastritis and duodenitis (543).....	27	1.1	23	1.0	4	2.5	--	--
Appendicitis (550-553).....	136	5.6	127	5.7	6	3.7	3	4.6
Intestinal obstruction and hernia (560, 561, 570).....	78	3.2	64	2.9	7	4.3	7	10.8
Gastro-enteritis and colitis, except diarrhea of the newborn (571, 572).....	235	9.6	200	9.0	18	11.2	17	26.3
Cirrhosis of liver (581).....	79	3.2	70	3.2	4	2.5	5	7.7
Cholelithiasis and cholecystitis (584, 585).....	--	--	--	--	--	--	--	--

TABLE IV. (a) RESIDENT DEATHS BY INTERNATIONAL INTERMEDIATE LIST OF 150 CAUSES, BY NUMBER AND RATE, BY RACE, OKLAHOMA, 1965 (continued)

	Total		White		Negro		Indian	
	Number	Rate	Number	Rate	Number	Rate	Number	Rate
Other diseases of digestive system (536-539, 542, 544, 545, 573-580, 582, 583, 586, 587).....	181	7.4	160	7.2	17	10.5	4	6.2
Acute nephritis (570).....	15	0.6	13	0.6	1	0.6	1	1.5
Chronic, other and unspecified nephritis (591-594).....	236	9.6	175	7.9	49	30.4	12	18.6
Infections of kidney (600).....	162	6.6	143	6.4	11	6.8	8	12.4
Calculi of urinary system (602, 604).....	12	0.5	12	0.5	--	--	--	--
Hyperplasia of prostate (610).....	56	2.3	49	2.2	5	3.1	2	3.1
Diseases of breast (620, 621).....	--	--	--	--	--	--	--	--
Other diseases of genito-urinary system (601, 603, 605-609, 611-617, 622-637)....	72	2.9	57	2.6	10	6.2	5	7.7
Sepsis of pregnancy, childbirth and the puerperium (640, 641, 681, 682, 684).....	1	0.0	--	--	--	--	1	1.5
Toxemias of pregnancy and the puerperium (642, 652, 685, 686).....	1	0.0	1	0.0	--	--	--	--
Hemorrhage of pregnancy and childbirth (643, 644, 670-672).....	5	0.2	5	0.2	--	--	--	--
Abortion without mention of sepsis or toxemia (650).....	1	0.0	--	--	1	0.6	--	--
Abortion with sepsis (651).....	1	0.0	--	--	1	0.6	--	--
Other complications of pregnancy, childbirth and the puerperium (645-649, 660, 673-680, 683, 687-689).....	6	0.2	6	0.3	--	--	--	--
Infections of skin and subcutaneous tissue (690-698).....	4	0.2	2	0.1	2	1.2	--	--
Arthritis and spondylitis (720-725).....	28	1.1	25	1.1	1	0.6	2	3.1
Muscular rheumatism and rheumatism, unspecified (726, 727).....	--	--	--	--	--	--	--	--
Osteomyelitis and periostitis (730).....	3	0.1	3	0.1	--	--	--	--
Ankylosis and acquired musculoskeletal deformities (737, 745-749).....	3	0.1	2	0.1	--	--	1	1.5
All other diseases of skin and musculoskeletal system (700-716, 731-736, 738-744).....	37	1.5	32	1.4	3	1.9	2	3.1
Spina bifida and meningocele (751).....	18	0.7	17	0.8	1	0.6	--	--
Congenital malformations of circulatory system (754).....	97	4.0	88	4.0	5	3.1	4	6.2
All other congenital malformations (750, 752, 753, 755-759).....	104	4.2	93	4.2	6	3.7	5	7.7
Birth injuries (760, 761).....	82	3.3	70	3.2	9	5.6	3	4.6
Postnatal asphyxia and atelectasis (762)....	140	5.7	116	5.2	18	11.2	6	9.3
Infections of the newborn (763-768).....	39	1.6	26	1.2	8	5.0	5	7.7
Hemolytic disease of newborn (770).....	13	0.5	11	0.5	2	1.2	--	--
All other defined diseases of early infancy (769, 771, 772).....	17	0.7	12	0.5	3	1.9	2	3.1
Ill-defined diseases peculiar to early infancy, and immaturity unqualified (773-776).....	309	12.6	244	11.0	56	34.7	9	13.9
Senility without mention of psychosis (794).....	80	3.3	74	3.3	4	2.5	2	3.1
Ill-defined and unknown causes of mortality (780-793, 795).....	519	21.2	427	19.2	74	45.9	18	27.8
Motor-vehicle accidents (E810-E835).....	778	31.8	677	30.5	57	35.4	44	68.0
Other transport accidents (E800-E802, E840-E866).....	68	2.8	66	3.0	--	--	2	3.1
Accidental poisoning (E870-E895).....	59	2.4	49	2.2	7	4.3	3	4.6
Accidental falls (E900-E904).....	258	10.5	244	11.0	9	5.6	5	7.7
Accident caused by machinery (E912).....	36	1.5	35	1.6	1	0.6	--	--
Accident caused by fire and explosion of combustible material (E916).....	90	3.7	63	2.8	21	13.0	6	9.3
Accident caused by hot substance, corrosive liquid, steam, and radiation (E917, E918)	5	0.2	5	0.2	--	--	--	--
Accident caused by firearms (E919).....	42	1.7	36	1.6	4	2.5	2	3.1
Accidental drowning and submersion (E929)	65	2.7	56	2.5	6	3.7	3	4.6
All other accidental causes (E910, E911, E913-E915, E920-E928, E930-E962).....	188	7.7	160	7.2	21	13.0	7	10.8
Suicide and self-inflicted injury (E963, E970-E979).....	244	10.0	237	10.7	4	2.5	3	4.6
Homicide and injury purposely inflicted by other persons (not in war) (E964, E965, E980-E985).....	123	5.0	69	3.1	44	27.3	10	15.5
Injury resulting from operations of war (E965, E990-E999).....	--	--	--	--	--	--	--	--

TABLE V. (a) RESIDENT BIRTHS, DEATHS AND DEATHS BY INTERNATIONAL ABBREVIATED LIST OF 50 CAUSES NUMBER AND RATE, BY RACE, OKLAHOMA, 1965

Estimated population July 1, 1965	Total		White		Negro		Indian	
	2,448,000		2,222,128		161,183		64,689	
	Number	Rate	Number	Rate	Number	Rate	Number	Rate
Live births*	42,806	17.5	36,252	16.3	4,300	26.7	2,254	34.8
Physician in hospital	42,080	...	35,809	...	4,027	...	2,244	...
Physician not in hospital	423	...	326	...	90	...	7	...
Midwife, other, or unknown	303	...	117	...	183	...	3	...
Stillbirths*	564	13.2	441	12.2	77	17.9	46	20.4
Physician in hospital	543	...	426	...	71	...	46	...
Physician not in hospital	18	...	14	...	4
Midwife, other, or unknown	3	...	1	...	2
Total deaths, all causes*	24,304	9.9	21,830	9.8	1,867	11.6	607	9.4
Deaths under 1 year*	1,028	24.0	813	22.4	160	37.2	55	24.4
Deaths under 1 month*	716	16.7	582	16.1	104	24.2	30	13.3
Tuberculosis of respiratory system (001-008)	105	4.3	77	3.5	11	6.8	17	26.3
Tuberculosis, other forms (010-019)	10	0.4	5	0.2	1	0.6	4	6.2
Syphilis and its sequelae (020-029)	33	1.3	28	1.3	5	3.1
Typhoid fever (040)
Dysentery, all forms (045-048)	8	0.3	5	0.2	3	4.6
Scarlet fever and streptococcal sore throat (050, 051)	1	0.0	1	0.0
Diphtheria (055)
Whooping cough (056)	3	0.1	2	0.1	1	0.6
Meningococcal infections (057)	11	0.4	10	0.5	1	0.6
Acute poliomyelitis (080)
Smallpox (084)
Measles (085)	3	0.1	3	0.1
Typhus and other rickettsial diseases (100-108)	1	0.0	1	0.0
Malaria (110-117)
All other diseases classified as infective and parasitic (030-039, 041, 042, 044, 049, 052-054, 059-074, 081-083, 086-096, 120-138)	77	3.1	64	2.9	9	5.6	4	6.2
Malignant neoplasms, including neoplasms of lymphatic and hematopoietic tissues (140-205)	3,860	157.7	3,531	158.9	251	155.7	78	120.6
Benign and unspecified neoplasms (210-239)	53	2.2	51	2.3	2	1.2
Diabetes mellitus (260)	426	17.4	350	15.8	45	27.9	31	47.9
Anemias (290-293)	55	2.2	49	2.2	3	1.9	3	4.6
Vascular lesions affecting central nervous system (330-334)	3,235	132.1	2,898	130.4	286	177.4	51	78.8
Nonmeningococcal meningitis (340)	38	1.6	33	1.5	2	1.2	3	4.6
Rheumatic fever (400-402)	9	0.4	6	0.3	3	1.9
Chronic rheumatic heart disease (410-416)	90	3.7	77	3.5	11	6.8	2	3.1
Arteriosclerotic and degenerative heart disease (420-422)	7,578	309.6	7,049	317.2	429	266.2	100	154.6
Other diseases of heart (430-434)	601	24.6	549	24.7	39	24.2	13	20.1
Hypertension with heart disease (440-443)	518	21.2	427	19.2	82	50.9	9	29.4
Hypertension without mention of heart (444-447)	150	6.1	130	5.9	17	10.5	3	4.6
Influenza (480-483)	58	2.4	48	2.2	8	5.0	2	3.1
Pneumonia (490-493)	698	28.5	620	27.9	48	29.8	30	46.4
Bronchitis (500-502)	65	2.7	57	2.6	7	4.3	1	1.5
Ulcer of stomach and duodenum (540, 541)	138	5.6	134	6.0	3	1.9	1	1.5
Appendicitis (550-553)	27	1.1	23	1.0	4	2.5
Intestinal obstruction and hernia (560, 561, 570)	136	5.6	127	5.7	6	3.7	3	4.6
Gastritis, duodenitis, enteritis and colitis, except diarrhea of the newborn (543, 571, 572)	83	3.4	69	3.1	7	4.3	7	10.8
Cirrhosis of liver (581)	235	9.6	200	9.0	18	11.2	17	26.3
Nephritis and nephrosis (590-594)	251	10.3	188	8.5	50	31.0	13	20.1
Hyperplasia of prostate (610)	56	2.3	49	2.2	5	3.1	2	3.1
Complications of pregnancy, childbirth and the puerperium (640-689)**	15	3.5	12	3.3	2	4.7	1	4.4
Congenital malformations (750-759)	219	8.9	198	8.9	12	7.4	9	13.9
Birth injuries, postnatal asphyxia and atelectasis (760-762)	222	9.1	186	8.4	27	16.8	9	13.9
Infections of the newborn (763-768)	39	1.6	26	1.2	8	5.0	5	7.7
Other diseases peculiar to early infancy and immaturity unqualified (769-776)	339	13.8	267	12.0	61	37.8	11	17.0
Senility without mention of psychosis, ill-defined and unknown causes (780-795)	599	24.5	501	22.5	78	48.4	20	30.9
All other diseases (Residual)	2,303	94.1	2,082	93.7	151	93.7	70	180.2
Motor-vehicle accidents (E810-E835)	778	31.8	677	30.5	57	35.4	44	68.0
All other accidents (E800-E802, E840-E962)	811	33.1	714	32.1	69	42.8	28	43.3
Suicide and self-inflicted injury (E963, E970-E979)	244	10.0	237	10.7	4	2.5	3	4.6
Homicide and operations of war (E964, E965, E980-E999)	123	5.0	69	3.1	44	27.3	10	15.5

Rates from specific causes represent number per 100,000 estimated population 37
 *Rates represent number per 1,000 estimated population
 **Rates represent number per 1,000 live births

TABLE VI. (a) RESIDENT DEATHS BY INTERNATIONAL ABBREVIATED LIST OF 50 CAUSES BY RACE, SEX AND AGE, OKLAHOMA, 1965

CAUSE OF DEATH	ALL AGES						UNDER 1 YEAR					
	WHITE		NEGRO		INDIAN		WHITE		NEGRO		INDIAN	
	MALE	FEMALE	MALE	FEMALE	MALE	FEMALE	MALE	FEMALE	MALE	FEMALE	MALE	FEMALE
Total deaths, all causes*	12889	8941	1059	808	330	277	485	328	94	66	34	21
Tuberculosis of respiratory system (001-008)	61	16	8	3	10	7
Tuberculosis, other forms (010-019)	2	3	1	...	3	1
Syphilis and its sequelae (020-029)	20	8	5
Typhoid fever (040)
Dysentery, all forms (045-048)	4	1	1	2	1	1	1	2
Scarlet fever and streptococcal sore throat (050, 051)	...	1
Diphtheria (055)
Whooping cough (056)	1	1	...	1	1	1	...	1
Meningococcal infections (057)	7	3	1	1	1
Acute poliomyelitis (080)
Smallpox (084)
Measles (085)	1	2
Typhus and other rickettsial diseases (100-108)	...	1
Malaria (110-117)
All other diseases classified as infective and parasitic (030-039, 041, 042, 044, 049, 052-054, 059-074, 081-083, 086-096, 120-138)	39	25	3	6	1	3	2	3	1	1
Malignant neoplasms, including neoplasms of lymphatic and hematopoietic tissues (140-205)	1958	1573	150	101	36	42	3	1
Benign and unspecified neoplasms (210-239)	19	32	2	1
Diabetes mellitus (260)	152	198	11	34	15	16	...	1
Anemias (290-293)	24	25	...	3	1	2
Vascular lesions affecting central nervous system (330-334)	1417	1481	144	142	27	24	...	1
Nonmeningococcal meningitis (340)	26	7	1	1	1	2	10	3	1	...
Rheumatic fever (400-402)	4	2	2	1	1	...
Chronic rheumatic heart disease (410-416)	39	38	4	7	...	2
Arteriosclerotic and degenerative heart disease (420-422)	4560	2489	246	183	60	40
Other diseases of heart (430-434)	308	241	21	18	6	7	1	1
Hypertension with heart disease (440-443)	187	240	39	43	4	5
Hypertension without mention of heart (444-447)	73	57	5	12	...	3
Influenza (480-483)	25	23	5	3	2	1	1	2	1	...
Pneumonia (490-493)	337	283	22	26	16	14	35	19	4	10	2	4
Bronchitis (500-502)	41	16	6	1	1	1	1	1
Ulcer of stomach and duodenum (540, 541)	98	36	3	...	1
Appendicitis (550-553)	17	6	1	3
Intestinal obstruction and hernia (560, 561, 570)	52	75	3	3	1	2	1	2	...	1
Gastritis, duodenitis, enteritis and colitis, except diarrhea of the newborn (543, 571, 572)	25	44	5	2	4	3	4	3	3	1	3	2
Cirrhosis of liver (581)	132	68	6	12	8	9	1
Nephritis and nephrosis (590-594)	101	87	26	24	7	6	...	1	1
Hyperplasia of prostate (610)	49	...	5	...	2
Complications of pregnancy, childbirth and the puerperium (640-689)**	...	12	...	2
Congenital malformations (750-759)	108	90	9	3	5	4	72	69	3	2	4	2
Birth injuries, postnatal asphyxia and atelectasis (760-762)	107	79	19	8	4	5	107	79	19	8	4	5
Infections of the newborn (763-768)	13	13	6	2	1	4	13	13	6	2	1	4
Other diseases peculiar to early infancy and immaturity unqualified (769-776)	181	86	37	24	11	...	180	86	37	24	11	...
Senility without mention of psychosis, ill-defined and unknown causes (780-795)	294	207	46	32	14	6	9	7	3	5	1	...
All other diseases (Residual)	1220	862	84	67	31	39	12	10	8	3	3	2
Motor-vehicle accidents (E810-E835)	453	224	42	15	27	17	4	4	1
All other accidents (E800-E802, E840-E962)	484	230	50	19	19	9	27	18	6	5	2	...
Suicide and self-inflicted injury (E963, E970-E979)	193	44	4	...	2	1
Homicide and operations of war (E964, E965, E980-E999)	57	12	37	7	9	1	1

TABLE VI. (a) RESIDENT DEATHS BY INTERNATIONAL ABBREVIATED LIST OF 50 CAUSES BY RACE, SEX AND AGE, OKLAHOMA, 1965

CAUSE OF DEATH	1-4 YEARS						5-9 YEARS					
	WHITE		NEGRO		INDIAN		WHITE		NEGRO		INDIAN	
	MALE	FEMALE	MALE	FEMALE	MALE	FEMALE	MALE	FEMALE	MALE	FEMALE	MALE	FEMALE
Total deaths, all causes*	100	62	29	7	3	8	43	36	5	6	6	3
Tuberculosis of respiratory system (001-008)	1	--	--	--	--	--	--	--	--	--	1	--
Tuberculosis, other forms (010-019)	--	--	1	--	--	--	--	--	--	--	--	--
Syphilis and its sequelae (020-029)	--	--	--	--	--	--	--	--	--	--	--	--
Typhoid fever (040)	--	--	--	--	--	--	--	--	--	--	--	--
Dysentery, all forms (045-048)	2	--	--	--	--	--	--	--	--	--	--	--
Scarlet fever and streptococcal sore throat (050, 051)	--	--	--	--	--	--	--	--	--	--	--	--
Diphtheria (055)	--	--	--	--	--	--	--	--	--	--	--	--
Whooping cough (056)	--	--	--	--	--	--	--	--	--	--	--	--
Meningococcal infections (057)	3	--	1	--	--	--	--	--	--	--	--	--
Acute poliomyelitis (080)	--	--	--	--	--	--	--	--	--	--	--	--
Smallpox (084)	1	1	--	--	--	--	--	1	--	--	--	--
Measles (085)	--	--	--	--	--	--	--	1	--	--	--	--
Typhus and other rickettsial diseases (100-108)	--	--	--	--	--	--	--	--	--	--	--	--
Malaria (110-117)	--	--	--	--	--	--	--	--	--	--	--	--
All other diseases classified as infective and parasitic (030-039, 041, 042, 044, 049, 052-054, 059-074, 081-083, 086-096, 120-138)	3	2	1	2	1	2	--	--	--	--	--	--
Malignant neoplasms, including neoplasms of lymphatic and hematopoietic tissues (140-205)	12	4	--	--	--	--	8	6	2	--	1	--
Benign and unspecified neoplasms (210-239)	1	--	--	--	--	--	--	--	--	--	--	--
Diabetes mellitus (260)	1	2	--	--	--	--	--	1	--	1	--	1
Anemias (290-293)	1	--	--	--	--	--	--	--	--	--	--	--
Vascular lesions affecting central nervous system (330-334)	2	--	--	--	--	--	--	--	--	--	--	1
Nonmeningococcal meningitis (340)	4	1	1	--	--	--	--	--	1	--	--	--
Rheumatic fever (400-402)	--	--	--	--	--	--	--	--	--	--	--	--
Chronic rheumatic heart disease (410-416)	--	--	--	--	--	--	--	--	--	--	--	--
Arteriosclerotic and degenerative heart disease (420-422)	--	--	--	--	--	--	--	--	--	--	--	--
Other diseases of heart (430-434)	1	1	--	--	--	--	--	--	--	--	--	--
Hypertension with heart disease (440-443)	--	--	--	--	--	--	--	--	--	--	--	--
Hypertension without mention of heart (444-447)	--	--	--	--	--	--	--	1	--	--	--	--
Influenza (480-483)	9	5	3	2	1	2	2	3	--	--	2	--
Pneumonia (490-493)	4	3	--	--	--	--	--	1	--	--	--	--
Bronchitis (500-502)	--	--	--	--	--	--	--	--	--	--	--	--
Ulcer of stomach and duodenum (540, 541)	--	1	--	--	--	--	--	--	--	--	--	--
Appendicitis (550-553)	--	--	--	--	--	--	--	--	--	--	--	--
Intestinal obstruction and hernia (560, 561, 570)	--	--	--	--	--	--	--	--	--	--	--	--
Gastritis, duodenitis, enteritis and colitis, except diarrhea of the newborn (543, 571, 572)	3	--	--	--	--	1	--	--	--	--	--	--
Cirrhosis of liver (581)	--	--	--	--	--	--	--	1	--	--	--	--
Nephritis and nephrosis (590-594)	1	2	1	--	--	--	1	2	--	--	--	--
Hyperplasia of prostate (610)	--	--	--	--	--	--	--	--	--	--	--	--
Complications of pregnancy, childbirth and the puerperium (640-689)++	--	--	--	--	--	--	--	--	--	--	--	--
Congenital malformations (750-759)	8	5	4	--	1	1	3	1	--	1	--	--
Birth injuries, postnatal asphyxia and atelectasis (760-762)	--	--	--	--	--	--	--	--	--	--	--	--
Infections of the newborn (763-768)	--	--	--	--	--	--	--	--	--	--	--	--
Other diseases peculiar to early infancy and immaturity unqualified (769-776)	--	--	--	--	--	--	--	--	--	--	--	--
Senility without mention of psychosis, ill-defined and unknown causes (780-795)	1	2	3	--	--	--	--	--	--	--	--	--
All other diseases (Residual)	12	7	4	--	--	--	4	1	--	2	--	--
Motor-vehicle accidents (E810-E835)	15	17	5	--	--	1	11	10	1	1	1	1
All other accidents (E800-E802, E840-E962)	16	9	4	3	--	1	13	5	1	1	1	--
Suicide and self-inflicted injury (E963, E970-E979)	--	--	--	--	--	--	--	--	--	--	--	--
Homicide and operations of war (E964, E965, E980-E999)	--	--	1	--	--	--	--	--	--	--	--	--

TABLE VI. (a) RESIDENT DEATHS BY INTERNATIONAL ABBREVIATED LIST OF 50 CAUSES BY RACE, SEX AND AGE, OKLAHOMA, 1965

CAUSE OF DEATH	10-14 YEARS						15-19 YEARS					
	WHITE		NEGRO		INDIAN		WHITE		NEGRO		INDIAN	
	MALE	FEMALE	MALE	FEMALE	MALE	FEMALE	MALE	FEMALE	MALE	FEMALE	MALE	FEMALE
Total deaths, all causes*	56	27	6	2	2	4	148	60	14	3	9	3
Tuberculosis of respiratory system (001-008)	--	--	--	--	--	--	--	--	--	--	--	--
Tuberculosis, other forms (010-019)	--	--	--	--	--	--	--	--	--	--	--	--
Syphilis and its sequelae (020-029)	--	--	--	--	--	--	--	--	--	--	--	--
Typhoid fever (040)	--	--	--	--	--	--	--	--	--	--	--	--
Dysentery, all forms (045-048)	--	--	--	--	--	--	--	--	--	--	--	--
Scarlet fever and streptococcal sore throat (050, 051)	--	--	--	--	--	--	--	--	--	--	--	--
Diphtheria (055)	--	--	--	--	--	--	--	--	--	--	--	--
Whooping cough (056)	--	--	--	--	--	--	--	--	--	--	--	--
Meningococcal infections (057)	1	--	--	--	--	--	1	--	--	--	--	--
Acute poliomyelitis (080)	--	--	--	--	--	--	--	--	--	--	--	--
Smallpox (084)	--	--	--	--	--	--	--	--	--	--	--	--
Measles (085)	--	--	--	--	--	--	--	--	--	--	--	--
Typhus and other rickettsial diseases (100-108)	--	--	--	--	--	--	--	--	--	--	--	--
Malaria (110-117)	--	--	--	--	--	--	--	--	--	--	--	--
All other diseases classified as infective and parasitic (030-039, 041, 042, 044, 049, 052-054, 059-074, 081-083, 086-096, 120-138)	--	--	--	--	--	--	--	--	--	--	--	--
Malignant neoplasms, including neoplasms of lymphatic and hematopoietic tissues (140-205)	10	4	1	--	--	--	12	5	2	--	1	--
Benign and unspecified neoplasms (210-239)	1	--	--	--	--	--	--	1	--	--	--	--
Diabetes mellitus (260)	--	1	--	--	--	--	--	--	--	1	--	--
Anemias (290-293)	--	--	--	--	--	--	--	--	--	--	--	--
Vascular lesions affecting central nervous system (330-334)	1	--	--	--	--	--	3	1	--	--	--	--
Nonmeningococcal meningitis (340)	--	--	--	--	--	--	1	--	--	--	--	--
Rheumatic fever (400-402)	--	--	--	--	--	--	1	--	--	--	--	--
Chronic rheumatic heart disease (410-416)	--	--	--	--	--	--	1	--	--	--	--	--
Arteriosclerotic and degenerative heart disease (420-422)	1	1	--	--	--	--	--	--	--	--	--	--
Other diseases of heart (430-434)	--	--	--	--	--	--	2	2	--	--	--	--
Hypertension with heart disease (440-443)	--	1	--	--	--	--	--	--	--	--	--	--
Hypertension without mention of heart (444-447)	--	--	--	--	--	--	--	--	--	--	--	--
Influenza (480-483)	--	--	--	--	--	--	--	--	--	--	--	--
Pneumonia (490-493)	--	3	--	--	--	--	1	--	--	--	--	--
Bronchitis (500-502)	--	--	--	--	--	--	--	2	1	--	--	--
Ulcer of stomach and duodenum (540, 541)	--	--	--	--	--	--	1	--	--	--	--	--
Appendicitis (550-553)	1	--	--	--	--	--	2	--	--	--	--	--
Intestinal obstruction and hernia (560, 561, 570)	--	--	--	--	--	--	--	--	--	--	--	--
Gastritis, duodenitis, enteritis and colitis, except diarrhea of the newborn (543, 571, 572)	--	1	--	--	--	--	--	--	--	--	--	--
Cirrhosis of liver (581)	--	--	--	--	--	--	--	--	--	--	--	--
Nephritis and nephrosis (590-594)	--	1	--	--	--	--	2	--	--	--	--	--
Hyperplasia of prostate (610)	--	--	--	--	--	--	2	--	--	1	--	--
Complications of pregnancy, childbirth and the puerperium (640-689)++	--	--	--	--	--	--	--	--	--	--	--	--
Congenital malformations (750-759)	2	2	--	--	--	--	--	1	--	--	--	--
Birth injuries, postnatal asphyxia and atelectasis (760-762)	--	--	--	--	--	--	--	--	--	--	--	--
Infections of the newborn (763-768)	--	--	--	--	--	--	--	--	--	--	--	--
Other diseases peculiar to early infancy and immaturity unqualified (769-776)	1	--	--	--	--	--	--	--	--	--	--	--
Senility without mention of psychosis, ill-defined and unknown causes (780-795)	--	--	--	--	--	--	--	--	--	--	--	--
All other diseases (Residual)	6	2	--	--	--	--	1	--	1	--	1	--
Motor-vehicle accidents (E810-E835)	15	4	2	--	--	--	7	8	--	--	--	--
All other accidents (E800-E802, E840-E962)	14	7	2	1	2	1	27	32	4	--	7	2
Suicide and self-inflicted injury (E963, E970-E979)	2	--	1	--	--	--	7	2	1	--	--	--
Homicide and operations of war (E964, E965, E980-E999)	1	--	--	--	--	--	5	1	4	--	--	--

TABLE VI. (a) RESIDENT DEATHS BY INTERNATIONAL ABBREVIATED LIST OF 50 CAUSES BY RACE, SEX AND AGE, OKLAHOMA, 1965

CAUSE OF DEATH	20-24 YEARS						25-34 YEARS					
	WHITE		NEGRO		INDIAN		WHITE		NEGRO		INDIAN	
	MALE	FEMALE	MALE	FEMALE	MALE	FEMALE	MALE	FEMALE	MALE	FEMALE	MALE	FEMALE
Total deaths, all causes*	126	32	21	5	11	7	244	91	34	15	18	6
Tuberculosis of respiratory system (001-008)	1	--	--	--	--	--	--	--	--	1	1	--
Tuberculosis, other forms (010-019)	--	--	--	--	--	1	--	1	--	--	--	--
Syphilis and its sequelae (020-029)	--	--	--	--	--	--	--	--	--	--	--	--
Typhoid fever (040)	--	--	--	--	--	--	--	--	--	--	--	--
Dysentery, all forms (045-048)	--	--	--	--	--	--	--	--	--	--	--	--
Scarlet fever and streptococcal sore throat (050, 051)	--	--	--	--	--	--	--	--	--	--	--	--
Diphtheria (055)	--	--	--	--	--	--	--	--	--	--	--	--
Whooping cough (056)	1	--	--	--	--	--	--	--	--	--	--	--
Meningococcal infections (057)	--	--	--	--	--	--	--	--	--	--	--	--
Acute poliomyelitis (080)	--	--	--	--	--	--	--	--	--	--	--	--
Smallpox (084)	--	--	--	--	--	--	--	--	--	--	--	--
Measles (085)	--	--	--	--	--	--	--	--	--	--	--	--
Typhus and other rickettsial diseases (100-108)	--	--	--	--	--	--	--	--	--	--	--	--
Malaria (110-117)	--	--	--	--	--	--	--	--	--	--	--	--
All other diseases classified as infective and parasitic (030-039, 041, 042, 044, 049, 052-054, 059-074, 081-083, 086-096, 120-138)	1	--	--	--	--	--	1	--	1	--	--	--
Malignant neoplasms, including neoplasms of lymphatic and hematopoietic tissues (140-205)	6	1	--	--	--	--	20	17	3	--	2	--
Benign and unspecified neoplasms (210-239)	1	--	--	--	--	--	--	--	--	--	--	--
Diabetes mellitus (260)	1	--	1	--	--	--	4	3	--	--	1	--
Anemias (290-293)	--	--	--	--	--	--	--	1	--	--	--	--
Vascular lesions affecting central nervous system (330-334)	1	1	--	--	1	--	5	3	--	--	--	--
Nonmeningococcal meningitis (340)	1	--	--	--	--	--	--	--	--	--	--	--
Rheumatic fever (400-402)	1	--	--	--	--	--	1	--	--	--	--	--
Chronic rheumatic heart disease (410-416)	1	--	1	--	--	--	4	1	--	--	--	--
Arteriosclerotic and degenerative heart disease (420-422)	3	--	--	--	--	--	22	1	3	2	2	1
Other diseases of heart (430-434)	--	--	--	--	--	--	5	1	--	--	--	--
Hypertension with heart disease (440-443)	--	--	--	--	--	--	--	1	--	--	--	--
Hypertension without mention of heart (444-447)	--	--	--	--	--	--	1	--	1	1	--	--
Influenza (480-483)	--	--	--	--	--	--	--	--	--	--	--	--
Pneumonia (490-493)	4	1	1	--	--	--	4	1	1	1	--	--
Bronchitis (500-502)	1	--	--	--	--	--	--	--	--	--	--	--
Ulcer of stomach and duodenum (540, 541)	1	1	--	--	--	--	3	--	--	--	--	--
Appendicitis (550-553)	--	--	--	--	--	--	2	1	--	--	--	--
Intestinal obstruction and hernia (560, 561, 570)	--	--	--	--	--	--	--	--	1	1	--	--
Gastritis, duodenitis, enteritis and colitis, except diarrhea of the newborn (543, 571, 572)	--	--	--	--	--	--	--	--	--	--	--	--
Cirrhosis of liver (581)	--	--	--	--	--	--	1	--	--	--	--	1
Nephritis and nephrosis (590-594)	--	--	--	--	1	--	2	2	1	2	--	--
Hyperplasia of prostate (610)	--	--	--	--	--	--	--	--	--	--	--	--
Complications of pregnancy, childbirth and the puerperium (640-689)++	--	3	--	1	--	--	--	2	--	--	--	--
Congenital malformations (750-759)	5	2	--	--	--	--	4	--	2	--	--	1
Birth injuries, postnatal asphyxia and atelectasis (760-762)	--	--	--	--	--	--	--	--	--	--	--	--
Infections of the newborn (763-768)	--	--	--	--	--	--	--	--	--	--	--	--
Other diseases peculiar to early infancy and immaturity unqualified (769-776)	--	--	--	--	--	--	--	--	--	--	--	--
Senility without mention of psychosis, ill-defined and unknown causes (780-795)	--	1	1	--	--	--	2	3	--	2	--	--
All other diseases (Residual)	7	5	1	1	--	2	13	11	1	2	1	2
Motor-vehicle accidents (E810-E835)	53	11	7	1	6	4	66	26	6	1	4	--
All other accidents (E800-E802, E840-E962)	22	5	4	--	1	--	49	6	8	1	2	1
Suicide and self-inflicted injury (E963, E970-E979)	12	--	--	--	1	--	21	10	--	--	--	--
Homicide and operations of war (E964, E965, E980-E999)	4	1	5	2	1	--	14	1	6	1	5	--

TABLE VI. (a) RESIDENT DEATHS BY INTERNATIONAL ABBREVIATED LIST OF 50 CAUSES BY RACE, SEX AND AGE, OKLAHOMA, 1965

CAUSE OF DEATH	35-44 YEARS						45-54 YEARS					
	WHITE		NEGRO		INDIAN		WHITE		NEGRO		INDIAN	
	MALE	FEMALE	MALE	FEMALE	MALE	FEMALE	MALE	FEMALE	MALE	FEMALE	MALE	FEMALE
Total deaths, all causes*	441	238	57	42	15	21	1094	489	92	85	44	30
Tuberculosis of respiratory system (001-008)	2	2	--	--	1	2	10	3	1	--	1	1
Tuberculosis, other forms (010-019)	--	--	--	--	--	--	1	--	--	--	1	--
Syphilis and its sequelae (020-029)	--	--	--	--	--	--	--	--	--	--	--	--
Typhoid fever (040)	--	--	--	--	--	--	--	--	--	--	--	--
Dysentery, all forms (045-048)	--	--	--	--	--	--	--	--	--	--	--	--
Scarlet fever and streptococcal sore throat (050, 051)	--	--	--	--	--	--	--	--	--	--	--	--
Diphtheria (055)	--	--	--	--	--	--	--	--	--	--	--	--
Whooping cough (056)	--	--	--	--	--	--	--	--	--	--	--	--
Meningococcal infections (057)	--	--	--	--	--	--	--	--	--	--	--	--
Acute poliomyelitis (080)	--	--	--	--	--	--	--	--	--	--	--	--
Smallpox (084)	--	--	--	--	--	--	--	--	--	--	--	--
Measles (085)	--	--	--	--	--	--	--	--	--	--	--	--
Typhus and other rickettsial diseases (100-108)	--	--	--	--	--	--	--	--	--	--	--	--
Malaria (110-117)	--	--	--	--	--	--	--	--	--	--	--	--
All other diseases classified as infective and parasitic (030-039, 041, 042, 044, 049, 052-054, 059-074, 081-083, 086-096, 120-138)	--	1	--	--	--	--	7	1	--	--	--	--
Malignant neoplasms, including neoplasms of lymphatic and hematopoietic tissues (140-205)	64	84	3	4	1	6	206	174	16	15	3	7
Benign and unspecified neoplasms (210-239)	1	4	--	--	--	--	2	3	--	--	--	--
Diabetes mellitus (260)	1	2	--	1	1	--	8	12	2	3	4	1
Anemias (290-293)	1	1	--	--	--	--	2	1	--	--	--	--
Vascular lesions affecting central nervous system (330-334)	11	16	5	3	--	1	32	34	11	16	2	3
Nonmeningococcal meningitis (340)	1	--	--	--	--	--	1	2	--	--	--	1
Rheumatic fever (400-402)	--	--	1	--	--	--	1	1	--	--	--	--
Chronic rheumatic heart disease (410-416)	7	4	2	2	--	--	11	8	--	1	--	--
Arteriosclerotic and degenerative heart disease (420-422)	110	16	6	3	--	1	437	71	29	10	10	4
Other diseases of heart (430-434)	7	1	--	3	--	--	19	10	3	2	1	--
Hypertension with heart disease (440-443)	1	--	2	--	--	--	8	8	1	7	1	1
Hypertension without mention of heart (444-447)	1	1	1	2	--	--	7	1	--	3	--	--
Influenza (480-483)	1	--	--	--	--	--	--	1	--	--	--	--
Pneumonia (490-493)	5	3	--	1	1	--	12	7	1	--	1	--
Bronchitis (500-502)	1	--	--	--	--	--	2	2	--	--	--	--
Ulcer of stomach and duodenum (540, 541)	5	1	--	--	--	--	6	4	1	--	1	--
Appendicitis (550-553)	--	--	--	--	--	--	2	--	--	1	--	--
Intestinal obstruction and hernia (560, 561, 570)	--	1	--	--	--	--	8	10	--	--	--	1
Gastritis, duodenitis, enteritis and colitis, except diarrhea of the newborn (543, 571, 572)	--	2	1	--	--	--	2	4	--	--	--	--
Cirrhosis of liver (581)	15	5	1	5	3	4	36	17	--	3	3	2
Nephritis and nephrosis (590-594)	9	5	1	--	1	--	6	5	2	4	1	1
Hyperplasia of prostate (610)	--	--	--	--	--	--	--	--	--	--	--	--
Complications of pregnancy, childbirth and the puerperium (640-689)++	--	6	--	1	--	--	--	1	--	--	--	--
Congenital malformations (750-759)	1	3	--	--	--	--	4	--	--	--	--	--
Birth injuries, postnatal asphyxia and atelectasis (760-762)	--	--	--	--	--	--	--	--	--	--	--	--
Infections of the newborn (763-768)	--	--	--	--	--	--	--	--	--	--	--	--
Other diseases peculiar to early infancy and immaturity unqualified (769-776)	--	--	--	--	--	--	--	--	--	--	--	--
Senility without mention of psychosis, ill-defined and unknown causes (780-795)	18	5	3	--	1	--	28	14	4	2	2	1
All other diseases (Residual)	37	28	8	7	3	4	67	44	8	12	4	2
Motor-vehicle accidents (E810-E835)	52	24	4	2	1	1	55	20	2	5	5	4
All other accidents (E800-E802, E840-E962)	48	6	8	3	1	1	62	15	4	--	3	--
Suicide and self-inflicted injury (E963, E970-E979)	32	15	1	--	--	1	41	11	--	--	--	--
Homicide and operations of war (E964, E965, E980-E999)	11	2	10	3	1	--	10	4	6	1	1	1

TABLE VI. (a) RESIDENT DEATHS BY INTERNATIONAL ABBREVIATED LIST OF 50 CAUSES BY RACE, SEX AND AGE, OKLAHOMA, 1965

CAUSE OF DEATH	55-64 YEARS						65-74 YEARS					
	WHITE		NEGRO		INDIAN		WHITE		NEGRO		INDIAN	
	MALE	FEMALE	MALE	FEMALE	MALE	FEMALE	MALE	FEMALE	MALE	FEMALE	MALE	FEMALE
Total deaths, all causes*	2252	961	170	139	55	45	3163	1863	223	181	70	46
Tuberculosis of respiratory system (001-008)	14	--	2	1	2	1	16	3	1	--	3	2
Tuberculosis, other forms (010-019)	--	--	--	--	--	--	--	1	1	--	2	--
Syphilis and its sequelae (020-029)	5	4	--	--	--	--	9	1	1	--	--	--
Typhoid fever (040)	--	--	--	--	--	--	--	--	--	--	--	--
Dysentery, all forms (045-048)	1	--	--	--	--	--	--	--	--	--	--	--
Scarlet fever and streptococcal sore throat (050, 051)	--	--	--	--	--	--	--	1	--	--	--	--
Diphtheria (055)	--	--	--	--	--	--	--	--	--	--	--	--
Whooping cough (056)	--	2	--	--	--	--	--	--	--	--	--	--
Meningococcal infections (057)	--	--	--	--	--	--	--	--	--	--	--	--
Acute poliomyelitis (080)	--	--	--	--	--	--	--	--	--	--	--	--
Smallpox (084)	--	--	--	--	--	--	--	--	--	--	--	--
Measles (085)	--	--	--	--	--	--	--	--	--	--	--	--
Typhus and other rickettsial diseases (100-108)	--	--	--	--	--	--	--	--	--	--	--	--
Malaria (110-117)	--	--	--	--	--	--	--	--	--	--	--	--
All other diseases classified as infective and parasitic (030-039, 041, 042, 044, 049, 052-054, 059-074, 081-083, 086-096, 120-138)	7	6	--	--	--	1	5	4	--	2	--	--
Malignant neoplasms, including neoplasms of lymphatic and hematopoietic tissues (140-205)	457	339	39	24	9	9	587	448	48	32	14	7
Benign and unspecified neoplasms (210-239)	6	7	2	--	--	--	5	--	--	--	--	--
Diabetes mellitus (260)	33	33	4	11	3	4	35	54	2	9	6	4
Anemias (290-293)	4	5	--	1	--	--	7	3	--	1	1	1
Vascular lesions affecting central nervous system (330-334)	142	97	20	19	3	3	357	255	44	38	8	6
Normeningococcal meningitis (340)	4	1	--	--	--	--	2	--	--	--	--	--
Rheumatic fever (400-402)	1	1	1	1	--	--	1	--	--	--	--	2
Chronic rheumatic heart disease (410-416)	4	7	1	2	--	--	6	10	--	2	--	2
Arteriosclerotic and degenerative heart disease (420-422)	950	209	39	41	20	7	1288	644	69	49	12	9
Other diseases of heart (430-434)	50	24	3	4	1	2	79	36	7	3	3	1
Hypertension with heart disease (440-443)	23	9	12	6	--	--	54	43	11	12	1	2
Hypertension without mention of heart (444-447)	8	5	--	--	--	--	14	13	1	3	--	1
Influenza (480-483)	2	1	--	--	--	--	6	2	1	--	1	--
Pneumonia (490-493)	33	17	3	1	1	1	62	38	4	1	2	--
Bronchitis (500-502)	8	1	--	--	--	--	8	3	2	--	--	--
Ulcer of stomach and duodenum (540, 541)	22	3	1	--	--	--	26	12	--	--	--	--
Appendicitis (550-553)	4	--	1	--	--	--	4	2	--	1	--	--
Intestinal obstruction and hernia (560, 561, 570)	8	6	1	--	--	1	11	10	1	--	1	--
Gastritis, duodenitis, enteritis and colitis, except diarrhea of the newborn (543, 571, 572)	3	3	--	--	1	--	5	8	--	1	--	--
Cirrhosis of liver (581)	34	18	4	4	--	2	31	18	--	--	2	--
Nephritis and nephrosis (590-594)	9	9	4	5	--	--	20	16	5	6	2	1
Hyperplasia of prostate (610)	3	--	--	--	1	--	9	--	--	--	1	--
Complications of pregnancy, childbirth and the puerperium (640-689)++	--	--	--	--	--	--	--	3	1	--	--	--
Congenital malformations (750-759)	2	2	--	--	--	--	--	--	--	--	--	--
Birth injuries, postnatal asphyxia and atelectasis (760-762)	--	--	--	--	--	--	--	--	--	--	--	--
Infections of the newborn (763-768)	--	--	--	--	--	--	--	--	--	--	--	--
Other diseases peculiar to early infancy and immaturity unqualified (769-776)	--	--	--	--	--	--	--	--	--	--	--	--
Senility without mention of psychosis, ill-defined and unknown causes (780-795)	54	16	6	8	3	2	75	28	8	6	1	--
All other diseases (Residual)	188	87	14	6	6	8	328	156	13	13	5	8
Motor-vehicle accidents (E810-E835)	58	30	5	5	1	2	30	33	3	--	1	--
All other accidents (E800-E802, E840-E962)	70	9	6	--	3	1	51	19	1	2	4	--
Suicide and self-inflicted injury (E963, E970-E979)	37	7	1	--	--	--	26	1	--	--	--	--
Homicide and operations of war (E964, E965, E980-E999)	8	3	2	--	1	--	3	--	--	--	--	--

TABLE VI. (a) RESIDENT DEATHS BY INTERNATIONAL ABBREVIATED LIST OF 50 CAUSES BY RACE, SEX AND AGE, OKLAHOMA, 1965

CAUSE OF DEATH	75-84 YEARS						85 YEARS AND OVER					
	WHITE		NEGRO		INDIAN		WHITE		NEGRO		INDIAN	
	MALE	FEMALE	MALE	FEMALE	MALE	FEMALE	MALE	FEMALE	MALE	FEMALE	MALE	FEMALE
Total deaths, all causes*	3199	2831	198	152	38	45	1535	1922	115	103	25	37
Tuberculosis of respiratory system (001-008)	15	6	2	1	--	1	2	2	1	--	1	--
Tuberculosis, other forms (010-019)	1	--	--	--	--	--	--	--	--	--	--	--
Syphilis and its sequelae (020-029)	5	2	3	--	--	--	--	--	--	--	--	--
Typhoid fever (040)	--	--	--	--	--	--	--	--	--	--	--	--
Dysentery, all forms (045-048)	--	--	--	--	--	--	--	--	--	--	--	--
Scarlet fever and streptococcal sore throat (050, 051)	--	--	--	--	--	--	--	--	--	--	--	--
Diphtheria (055)	--	--	--	--	--	--	--	--	--	--	--	--
Whooping cough (056)	--	--	--	--	--	--	--	--	--	--	--	--
Meningococcal infections (057)	--	--	--	--	--	--	--	--	--	--	--	--
Acute poliomyelitis (080)	--	--	--	--	--	--	--	--	--	--	--	--
Smallpox (084)	--	--	--	--	--	--	--	--	--	--	--	--
Measles (085)	--	--	--	--	--	--	--	--	--	--	--	--
Typhus and other rickettsial diseases (100-108)	--	--	--	--	--	--	--	--	--	--	--	--
Malaria (110-117)	--	--	--	--	--	--	--	--	--	--	--	--
All other diseases classified as infective and parasitic (030-039, 041, 042, 044, 049, 052-054, 059-074, 081-083, 086-096, 120-138)	10	6	--	1	--	--	3	2	--	--	--	--
Malignant neoplasms, including neoplasms of lymphatic and hematopoietic tissues (140-205)	421	356	28	17	3	7	152	134	8	9	2	6
Benign and unspecified neoplasms (210-239)	3	8	--	--	--	--	1	6	--	--	--	--
Diabetes mellitus (260)	55	70	2	7	--	5	13	20	--	1	--	2
Anemias (290-293)	4	5	--	--	--	--	5	6	--	--	--	--
Vascular lesions affecting central nervous system (330-334)	572	598	45	38	9	6	291	474	19	28	4	5
Normeningococcal meningitis (340)	1	--	--	--	--	--	--	--	--	1	--	--
Rheumatic fever (400-402)	--	--	--	--	--	--	--	--	--	--	--	--
Chronic rheumatic heart disease (410-416)	3	6	--	--	--	--	2	2	--	--	--	--
Arteriosclerotic and degenerative heart disease (420-422)	1189	970	54	44	10	12	557	575	46	33	6	5
Other diseases of heart (430-434)	88	96	5	3	--	2	56	71	3	3	1	2
Hypertension with heart disease (440-443)	63	96	6	8	1	--	38	82	7	8	1	2
Hypertension without mention of heart (444-447)	26	19	2	1	--	2	16	18	--	2	--	--
Influenza (480-483)	7	10	1	--	--	--	8	7	2	1	--	--
Pneumonia (490-493)	106	82	2	6	2	2	65	102	2	4	4	3
Bronchitis (500-502)	9	1	3	--	1	--	8	4	--	--	--	--
Ulcer of stomach and duodenum (540, 541)	26	12	1	--	--	--	8	3	--	--	--	--
Appendicitis (550-553)	1	2	--	--	--	--	1	--	--	--	--	--
Intestinal obstruction and hernia (560, 561, 570)	17	27	--	1	--	--	7	19	--	--	--	--
Gastritis, duodenitis, enteritis and colitis, except diarrhea of the newborn (543, 571, 572)	6	14	--	--	--	--	2	9	1	--	--	--
Cirrhosis of liver (581)	12	5	1	--	--	--	--	4	--	--	--	1
Nephritis and nephrosis (590-594)	35	26	7	5	2	1	16	18	4	1	--	1
Hyperplasia of prostate (610)	22	--	2	--	--	--	15	--	3	--	--	--
Complications of pregnancy, childbirth and the puerperium (640-689)++	--	--	--	--	--	--	--	--	--	--	--	--
Congenital malformations (750-759)	3	2	--	--	--	--	1	2	--	--	--	--
Birth injuries, postnatal asphyxia and atelectasis (760-762)	--	--	--	--	--	--	--	--	--	--	--	--
Infections of the newborn (763-768)	--	--	--	--	--	--	--	--	--	--	--	--
Other diseases peculiar to early infancy and immaturity unqualified (769-776)	--	--	--	--	--	--	--	--	--	--	--	--
Senility without mention of psychosis, ill-defined and unknown causes (780-795)	69	64	11	7	2	2	37	67	6	2	3	1
All other diseases (Residual)	358	278	18	13	6	3	181	225	9	8	3	8
Motor-vehicle accidents (E810-E835)	15	12	1	--	1	--	7	1	1	--	--	--
All other accidents (E800-E802, E840-E962)	45	58	3	--	--	2	40	68	2	2	--	1
Suicide and self-inflicted injury (E963, E970-E979)	12	--	--	--	1	--	3	1	--	--	--	--
Homicide and operations of war (E964, E965, E980-E999)	--	--	1	--	--	--	--	--	1	--	--	--

TABLE VII. (a). LEADING CAUSES OF DEATH, NUMBER AND PER CENT, BY RACE, BY AGE GROUP, OKLAHOMA, 1965

Causes of Death	All Races		White		Negro		Indian	
	Number of deaths	Per Cent of total	Number of deaths	Per Cent of total	Number of deaths	Per Cent of total	Number of deaths	Per Cent of total
All Ages	24,304	100.0	21,830	100.0	1,867	100.0	607	100.0
Diseases of the Heart	8,787	36.2	8,102	37.1	561	30.0	124	20.4
Malignant Neoplasms	3,860	15.9	3,531	16.2	251	13.4	78	12.9
Vascular Lesions CNS	3,235	13.3	2,898	13.3	286	15.3	51	8.4
Accidents	1,589	6.5	1,391	6.4	126	6.7	72	11.9
Influenza & Pneumonia	756	3.1	668	3.1	56	3.0	32	5.3
Diseases of the Arteries	680	2.8	630	2.9	38	1.9	15	2.5
Certain Diseases of Early Infancy	600	2.5	479	2.2	96	5.1	25	4.1
Diabetes Mellitus	426	1.8	350	1.6	45	2.4	31	5.1
Cirrhosis of Liver	235	1.0	200	0.9	18	1.0	17	2.8
Congenital Malformations	219	0.9	198	0.9	12	0.6	9	1.5
Less Than One Year	1,028	100.0	893	100.0	140	100.0	55	100.0
Diseases of Early Infancy	599	58.3	478	53.5	96	68.6	25	45.5
Congenital Malformations	152	14.8	141	15.8	5	3.6	6	10.9
Influenza & Pneumonia	79	7.7	55	6.2	17	12.1	7	12.7
Accidents	67	6.5	53	5.9	12	8.6	2	3.6
Gastritis	16	1.6	7	0.8	4	2.9	5	9.1
Ages 1 - 4	209	100.0	162	100.0	36	100.0	11	100.0
Accidents	71	34.0	57	35.2	12	33.3	2	18.2
Influenza & Pneumonia	22	10.5	14	8.6	5	13.9	3	27.3
Congenital Malformations	19	9.1	13	8.0	4	11.1	2	18.2
Malignant Neoplasms	16	7.7	16	9.9	---	---	---	---
Non-Meningococcal Meningitis	6	2.9	5	3.1	1	2.8	---	---
Ages 5 - 9	99	100.0	79	100.0	11	100.0	9	100.0
Accidents	46	46.5	39	49.4	4	36.4	3	33.3
Malignant Neoplasms	17	17.2	14	17.7	2	18.2	1	11.1
Influenza & Pneumonia	8	8.1	6	7.6	---	---	---	---
Congenital Malformations	5	5.1	4	5.1	1	9.1	---	---
Anemias	3	3.0	1	1.3	1	9.1	1	11.1
Nephritis & Nephrosis	3	3.0	3	3.8	---	---	---	---
Ages 10 - 14	97	100.0	83	100.0	8	100.0	6	100.0
Accidents	50	51.5	40	48.2	5	62.5	5	83.3
Malignant Neoplasms	15	15.5	14	16.9	1	12.5	---	---
Congenital Malformations	5	5.2	4	4.8	---	---	---	---
Diseases of the Heart	3	3.1	3	3.6	---	---	---	---
Influenza & Pneumonia	3	3.1	3	3.6	---	---	---	---
Suicide	3	3.1	2	2.4	1	12.5	---	---
Appendicitis	2	2.1	1	1.2	1	12.5	---	---
Ages 15 - 19	237	100.0	208	100.0	17	100.0	12	100.0
Accidents	152	64.1	136	65.4	6	35.3	10	83.3
Malignant Neoplasms	20	8.4	17	8.2	2	11.8	1	8.3
Suicide	10	4.2	9	4.3	1	5.9	---	---
Homicide	10	4.2	6	2.9	4	23.5	---	---
Diseases of the Heart	5	2.1	5	2.4	---	---	---	---
Ages 20 - 24	202	100.0	158	100.0	26	100.0	18	100.0
Accidents	114	56.4	91	57.6	12	46.2	11	61.1
Suicide	13	6.4	12	7.6	---	---	1	5.6
Homicide	13	6.4	5	3.2	7	26.9	---	---
Malignant Neoplasms	7	3.5	7	4.4	---	---	---	---
Congenital Malformations	7	3.5	7	4.4	---	---	---	---
Influenza & Pneumonia	6	3.0	5	3.2	1	3.8	---	---
Diseases of the Heart	5	2.5	4	2.5	1	3.8	---	---
Ages 25 - 29	189	100.0	163	100.0	20	100.0	6	100.0
Accidents	92	48.7	83	50.9	6	30.0	3	50.0
Malignant Neoplasms	18	9.5	18	11.0	---	---	---	---
Diseases of the Heart	16	8.5	12	7.4	3	15.0	1	16.7
Suicide	13	6.9	13	8.0	---	---	---	---
Homicide	10	5.3	6	3.7	3	15.0	1	16.7

TABLE VII. (a). LEADING CAUSES OF DEATH, NUMBER AND PER CENT, BY RACE, BY AGE GROUP, OKLAHOMA, 1965

(continued)

Cause of Death	All Races		White		Negro		Indian	
	Number of deaths	Per Cent of total	Number of deaths	Per Cent of total	Number of deaths	Per Cent of total	Number of deaths	Per Cent of total
Ages 30 - 34	219	100.0	172	100.0	29	100.0	18	100.0
Accidents	78	35.6	64	37.2	10	34.5	4	22.2
Malignant Neoplasms	24	11.0	19	11.0	3	10.3	2	11.1
Diseases of the Heart	27	12.3	23	13.4	2	6.9	2	11.1
Suicide	15	6.8	15	8.7	---	---	---	---
Homicide	17	7.8	9	5.2	4	13.8	4	22.2
Ages 35 - 44	814	100.0	679	100.0	99	100.0	36	100.0
Diseases of the Heart	167	20.5	146	21.5	20	20.2	1	2.8
Malignant Neoplasms	162	19.9	148	21.8	7	7.1	7	19.4
Accidents	151	18.6	130	19.1	17	17.2	4	11.1
Suicide	49	6.0	47	6.9	1	1.0	1	2.8
Vascular Lesions of CNS	36	4.4	27	4.0	8	8.1	1	2.8
Ages 45 - 54	1,834	100.0	1,583	100.0	177	100.0	74	100.0
Diseases of the Heart	642	35.0	572	36.1	53	29.9	17	23.0
Malignant Neoplasms	421	23.0	380	24.0	31	17.5	10	13.5
Accidents	175	9.5	152	9.6	11	6.2	12	16.2
Vascular Lesions of CNS	98	5.3	66	4.2	27	15.3	5	6.8
Cirrhosis of Liver	61	3.3	53	3.3	3	1.7	5	6.8
Ages 55 - 64	3,622	100.0	3,213	100.0	309	100.0	100	100.0
Diseases of the Heart	1,414	39.0	1,276	39.7	108	35.0	30	30.0
Malignant Neoplasms	877	24.2	796	24.8	63	20.4	18	18.0
Vascular Lesions of CNS	284	7.8	239	7.4	39	12.6	6	6.0
Accidents	190	5.2	167	5.2	16	5.2	7	7.0
Diabetes Mellitus	88	2.4	66	2.1	15	4.9	7	7.0
Ages 65 - 74	5,546	100.0	5,026	100.0	404	100.0	116	100.0
Diseases of the Heart	2,343	42.2	2,160	43.0	153	37.9	30	25.9
Malignant Neoplasms	1,136	20.5	1,035	20.6	80	19.8	21	18.1
Vascular Lesions of CNS	708	12.8	612	12.2	82	20.3	14	12.1
Accidents	144	2.6	133	2.6	6	1.5	5	4.3
Influenza & Pneumonia	119	2.1	108	2.1	6	1.5	5	4.3
Ages 75 - 84	6,463	100.0	6,030	100.0	350	100.0	83	100.0
Diseases of the Heart	2,656	41.1	2,511	41.6	120	34.3	25	30.1
Vascular Lesions of CNS	1,268	19.6	1,170	19.4	83	23.7	15	18.1
Malignant Neoplasms	832	12.9	777	12.9	45	12.9	10	12.0
Diseases of the Arteries	262	4.1	246	4.1	14	4.0	2	2.4
Influenza & Pneumonia	218	3.4	205	3.4	9	2.6	4	4.8
Ages 85 and Over	3,737	100.0	3,457	100.0	218	100.0	62	100.0
Diseases of the Heart	1,500	40.1	1,383	40.0	100	45.9	17	27.4
Vascular Lesions of CNS	821	22.0	765	22.1	47	21.6	9	14.5
Malignant Neoplasms	311	8.3	286	8.3	17	7.8	8	12.9
Diseases of the Arteries	226	6.0	213	6.2	7	3.2	6	9.7
Influenza & Pneumonia	198	5.3	182	5.3	9	4.1	7	11.3
Age Unknown	8	100.0	4	100.0	3	100.0	1	100.0
Diseases of the Heart	5	62.5	3	75.0	1	33.3	1	100.0
Diabetes Mellitus	1	12.5	---	---	1	33.3	---	---
Vascular Lesions CNS	1	12.5	1	25.0	---	---	---	---
Homicide	1	12.5	---	---	1	33.3	---	---

TABLE VIII. (a) RESIDENT BIRTHS, DEATHS, AND DEATHS BY IMPORTANT CAUSES, NUMBER AND RATE BY COUNTY, AND NUMBER BY COUNTY AND RACE, OKLAHOMA, 1965

	ADAIR					ALFALFA					ATOKA				
	TOTAL		RACE			TOTAL		RACE			TOTAL		RACE		
	NO.	RATE	WH	NEG	IND	NO.	RATE	WH	NEG	IND	NO.	RATE	WH	NEG	IND
Estimated population, July 1, 1965	12,900					7,800					9,400				
Live births*	289	22.4	143		146	89	11.4	89			102	17.2	129	17	16
Physician in hospital	1		1			1		1			3		2	1	
Physician not in hospital	2		1		1	1		1			4		1	3	
Midwife, other, or unknown	5	17.3	2		3						3	18.5	2		1
Stillbirths*	5		2		3										
Physician in hospital															
Physician not in hospital															
Midwife, other, or unknown	169	13.1	121		48	109	14.0	109			116	12.3	102	12	2
Total deaths, all causes*	10	34.6	5		5	2	22.5	2			1	6.2		1	
Deaths under 1 year†	6	20.8	3		3	1	11.2	1			1	10.6	1		
Deaths under 1 month‡	8	62.0	3		5										
Tuberculosis of respiratory system (001-008)															
Tuberculosis, other forms (010-019)															
Syphilis and its sequelae (020-029)															
Typhoid fever (040)	1	7.8			1										
Dysentery, all forms (045-048)															
Scarlet fever and streptococcal sore throat (050, 051)															
Diphtheria (055)															
Whooping cough (056)															
Meningococcal infections (057)															
Acute poliomyelitis (080)															
Smallpox (084)															
Measles (085)															
Typhus and other rickettsial diseases (100-108)															
Malaria (110-117)															
All other diseases classified as infective and parasitic (030-039, 041, 042, 044, 049, 052-054, 059-074, 081-083, 086-096, 120-138)	1	7.8			1						2	21.3	2		
Malignant neoplasms, including neoplasms of lymphatic and hematopoietic tissues (140-205)	24	186.0	15		9	18	230.8	18			13	138.3	13	1	
Benign and unspecified neoplasms (210-239)	5	38.8	2		3	4	51.3	4			2	21.3	2		
Diabetes mellitus (260)															
Anemias (290-293)															
Vascular lesions affecting central nervous system (330-334)	23	178.3	22		1	16	205.1	16			12	127.7	10	1	1
Nonmeningococcal meningitis (340)															
Rheumatic fever (400-402)	1	7.8	1												
Chronic rheumatic heart disease (410-416)															
Arteriosclerotic and degenerative heart disease (420-422)	41	317.8	32		9	32	410.3	32			37	393.6	33	4	
Other diseases of heart (430-434)	5	38.8	4		1	1	12.8	1			8	85.1	7	1	
Hypertension with heart disease (440-443)	2	15.5			2	2	25.6	2			1	10.6	1		
Hypertension without mention of heart (444-447)											5	53.2	4	1	
Influenza (480-483)	1	7.8	1			3	38.5	3			3	31.9	2	1	
Pneumonia (490-493)	5	38.8	4		1	2	25.6	2			1	10.6	1		
Bronchitis (500-502)						1	12.8	1			1	10.6	1		
Ulcer of stomach and duodenum (540, 541)	1	7.8	1												
Appendicitis (550-553)															
Intestinal obstruction and hernia (560, 561, 570)						1	12.8	1							
Gastritis, duodenitis, enteritis and colitis, except diarrhea of the newborn (543, 571, 572)	2	15.5			1						1	10.6	1		
Cirrhosis of liver (581)	1	7.8			1						2	21.3	1		1
Nephritis and nephrosis (590-594)	4	31.0	3		1						1	10.6	1		
Hyperplasia of prostate (610)															
Complications of pregnancy, childbirth and the puerperium (640-689)††															
Congenital malformations (750-759)	1	7.8	1												
Birth injuries, postnatal asphyxia and atelectasis (760-762)	1	7.8			1						1	10.6		1	
Infections of the newborn (763-768)															
Other diseases peculiar to early infancy and immaturity unqualified (769-776)	5	38.8	3		2	1	12.8	1							
Senility without mention of psychosis, ill-defined and unknown causes (780-795)	3	23.3	1		2	5	64.1	5			17	180.9	15	2	
All other diseases (Residual)	20	155.0	16		4	10	128.2	10			4	42.6	4		
Motor-vehicle accidents (E810-E835)	8	62.0	5		3	2	25.6	2			4	42.6	4		
All other accidents (E800-E802, E840-E962)	5	38.8	5			8	102.6	8							
Suicide and self-inflicted injury (E963, E970-E979)	1	7.8	1												
Homicide and operations of war (E964, E965, E980-E999)															

Rates from specific causes represent number per 100,000 estimated population
 *Rates represent number per 1,000 estimated population
 †Rates represent number per 1,000 live births

TABLE VIII. (a) RESIDENT BIRTHS, DEATHS, AND DEATHS BY IMPORTANT CAUSES, NUMBER AND RATE BY COUNTY, AND NUMBER BY COUNTY AND RACE, OKLAHOMA, 1965 (continued)

	BEAVER					BECKHAM					BLAINE				
	TOTAL		RACE			TOTAL		RACE			TOTAL		RACE		
	NO.	RATE	WH	NEG	IND	NO.	RATE	WH	NEG	IND	NO.	RATE	WH	NEG	IND
Estimated population, July 1, 1965	6,900					17,000					11,400				
Live births*	86	12.5	86			269	15.8	254	13	2	182	16.0	124	12	46
Physician in hospital	84		84			268		253	13	2	181		123	12	46
Physician not in hospital	1		1			1		1			1		1		
Midwife, other, or unknown	1		1												
Stillbirths*						2	7.4	2			3	16.5	2		1
Physician in hospital						2		2			3		2		1
Physician not in hospital															
Midwife, other, or unknown															
Total deaths, all causes*	63	9.1	63			233	13.7	227	6		160	14.0	142	6	12
Deaths under 1 year†	4	46.5	4			10	37.2	7	3		4	22.0	3		1
Deaths under 1 month‡	3	34.9	3			4	14.9	4			2	11.0	2		
Tuberculosis of respiratory system (001-008)															
Tuberculosis, other forms (010-019)															
Syphilis and its sequelae (020-029)	1	14.5	1												
Typhoid fever (040)															
Dysentery, all forms (045-048)															
Scarlet fever and streptococcal sore throat (050, 051)															
Diphtheria (055)															
Whooping cough (056)											1	8.8	1		
Meningococcal infections (057)															
Acute poliomyelitis (080)															
Smallpox (084)															
Measles (085)	1	14.5	1												
Typhus and other rickettsial diseases (100-108)															
Malaria (110-117)															
All other diseases classified as infective and parasitic (030-039, 041, 042, 044, 049, 052-054, 059-074, 081-083, 086-096, 120-138)															
Malignant neoplasms, including neoplasms of lymphatic and hematopoietic tissues (140-205)	10	144.9	10			38	223.5	37	1		33	289.5	30	3	
Benign and unspecified neoplasms (210-239)	5	72.5	5			6	35.3	6			3	26.3	2		1
Diabetes mellitus (260)						2	11.8	2							
Anemias (290-293)															
Vascular lesions affecting central nervous system (330-334)	8	115.9	8			33	194.1	33			28	245.6	27	1	
Nonmeningococcal meningitis (340)	1	14.5	1			2	11.8	2							
Rheumatic fever (400-402)															
Chronic rheumatic heart disease (410-416)															
Arteriosclerotic and degenerative heart disease (420-422)	19	275.4	19			60	352.9	60			46	403.5	39	2	5
Other diseases of heart (430-434)						7	41.2	7			2	17.5	2		
Hypertension with heart disease (440-443)						12	70.6	12			1	8.8	1		
Hypertension without mention of heart (444-447)															
Influenza (480-483)	3	17.6	3												
Pneumonia (490-493)	3	43.5	3			8	47.1	7	1		4	35.1	4		

TABLE VIII. (a) RESIDENT BIRTHS, DEATHS, AND DEATHS BY IMPORTANT CAUSES, NUMBER AND RATE BY COUNTY, AND NUMBER BY COUNTY AND RACE, OKLAHOMA, 1965 (continued)

	BRYAN					CADDO					CANADIAN				
	TOTAL		RACE			TOTAL		RACE			TOTAL		RACE		
	NO.	RATE	WH	NEG	IND	NO.	RATE	WH	NEG	IND	NO.	RATE	WH	NEG	IND
Estimated population, July 1, 1965	23,250					27,800					25,500				
Live births*	391	16.8	361	16	14	559	20.1	383	25	151	434	17.0	395	19	20
Physician in hospital	385	...	355	16	14	543	...	369	25	149	430	...	391	19	20
Physician not in hospital	6	...	6	15	...	13	...	2	3	...	3
Midwife, other, or unknown	8	20.5	7	1	...	8	14.3	5	...	3	7	16.1	5	...	2
Stillbirths*	8	...	7	1	...	7	...	4
Physician in hospital	1	...	1	...	41	282	11.1	264	11	7
Physician not in hospital	328	11.8	276	11	4	13	30.0	12	...	1
Midwife, other, or unknown	17	30.4	13	...	2	8	18.4	7	...	1
Total deaths, all causes*	9	23.0	9	9	16.1	7	...	1
Deaths under 1 year†	9	23.0	9	3	10.8	1	1	1
Deaths under 1 month‡	1	4.3	1	1	3.6	1
Tuberculosis of respiratory system (001-008)
Tuberculosis, other forms (010-019)
Syphilis and its sequelae (020-029)
Typhoid fever (040)
Dysentery, all forms (045-048)
Scarlet fever and streptococcal sore throat (050, 051)
Diphtheria (055)
Whooping cough (056)
Meningococcal infections (057)
Acute poliomyelitis (080)	1	3.6	1
Smallpox (084)
Measles (085)
Typhus and other rickettsial diseases (100-108)
Malaria (110-117)
All other diseases classified as infective and parasitic (030-039, 041, 042, 044, 049, 052-054, 059-074, 081-083, 086-096, 120-138)	2	7.2	2	...	1	3.9	1
Malignant neoplasms, including neoplasms of lymphatic and hematopoietic tissues (140-205)	38	163.4	35	2	1	48	172.7	39	2	7	51	200.0	50	1	...
Benign and unspecified neoplasms (210-239)	1	4.3	1	10	36.0	9	...	1	1	3.9	1
Diabetes mellitus (260)	5	21.5	4	1	3.6	1	1	3.9	1
Anemias (290-293)	1	4.3	1
Vascular lesions affecting central nervous system (330-334)	62	266.7	60	1	1	54	194.2	48	2	4	37	145.1	33	4	...
Nonmeningococcal meningitis (340)
Rheumatic fever (400-402)	2	8.6	2
Chronic rheumatic heart disease (410-416)
Arteriosclerotic and degenerative heart disease (420-422)	119	511.8	113	4	2	109	392.1	101	1	7	83	325.5	79	4	...
Other diseases of heart (430-434)	1	4.3	1	6	21.6	6	8	31.4	7	...	1
Hypertension with heart disease (440-443)	5	21.5	5	2	7.2	1	1	...	4	15.7	3	1	...
Hypertension without mention of heart (444-447)	1	4.3	1	2	7.2	1	1	3.9	1
Influenza (480-483)	2	8.6	2	2	7.2	2	3	11.8	3
Pneumonia (490-493)	6	25.8	6	10	36.0	8	...	2	3	11.8	3
Bronchitis (500-502)	2	8.6	2	1	3.6	1	1	3.9	1
Ulcer of stomach and duodenum (540, 541)	1	4.3	1	2	7.2	2
Appendicitis (550-553)
Intestinal obstruction and hernia (560, 561, 570)	2	8.6	2	3	10.8	2	...	1	3	11.8	3
Gastritis, duodenitis, enteritis and colitis, except diarrhea of the newborn (543, 571, 572)	1	4.3	1	3	10.8	1	...	2	1	3.9	1
Cirrhosis of liver (581)	2	8.6	2	3	10.8	1	...	2	1	3.9	1
Nephritis and nephrosis (590-594)	5	21.5	3	1	1	1	3.6	1	4	15.7	4
Hyperplasia of prostate (610)	1	4.3	1
Complications of pregnancy, childbirth and the puerperium (640-689)++	1	25.6	1	1	3.6	1	3	11.8	3
Congenital malformations (750-759)	1	4	15.7	4	...
Birth injuries, postnatal asphyxia and atelectasis (760-762)	4	17.2	4
Infections of the newborn (763-768)	1	4.3	1	1	3	11.8	3	...
Other diseases peculiar to early infancy and immaturity unqualified (769-776)	4	17.2	4	6	21.6	5	...	1	3	11.8	3
Senility without mention of psychosis, ill-defined and unknown causes (780-795)	3	12.9	3	1	3.6	12	47.1	11	...	1
All other diseases (Residual)	43	18.9	42	25	89.9	20	2	3	27	105.9	27	...	3
Motor-vehicle accidents (E810-E835)	7	30.1	7	10	36.0	6	1	1	15	58.8	12	...	2
All other accidents (E800-E802, E840-E962)	11	47.3	7	2	2	8	28.8	7	...	2	2	7.8	2
Suicide and self-inflicted injury (E963, E970-E979)	2	8.6	2	5	18.0	3	1	3.9	1
Homicide and operations of war (E964, E965, E980-E999)	1	4.3	1

TABLE VIII. (a) RESIDENT BIRTHS, DEATHS, AND DEATHS BY IMPORTANT CAUSES, NUMBER AND RATE BY COUNTY, AND NUMBER BY COUNTY AND RACE, OKLAHOMA, 1965 (continued)

	CARTER					CHEROKEE					CHOCTAW				
	TOTAL		RACE			TOTAL		RACE			TOTAL		RACE		
	NO.	RATE	WH	NEG	IND	NO.	RATE	WH	NEG	IND	NO.	RATE	WH	NEG	IND
Estimated population, July 1, 1965	40,000					17,800					14,500				
Live births*	565	14.1	458	81	26	313	17.6	211	6	96	262	18.1	166	67	29
Physician in hospital	537	...	441	70	26	308	...	207	5	96	214	...	158	27	29
Physician not in hospital	24	...	17	7	2	7	...	6	1	...
Midwife, other, or unknown	4	4	2	41	...	2	39	...
Stillbirths*	10	17.7	5	3	2	3	9.6	2	...	1	3	11.5	...	2	1
Physician in hospital	10	...	5	3	2	3	...	2	3	2	1
Physician not in hospital
Midwife, other, or unknown
Total deaths, all causes*	468	11.7	412	48	8	200	11.2	164	4	32	271	18.7	220	42	9
Deaths under 1 year†	12	21.2	10	2	...	8	25.6	6	...	2	10	38.2	6	4	...
Deaths under 1 month‡	8	14.2	6	2	...	5	16.0	4	...	1	5	19.1	3	2	...
Tuberculosis of respiratory system (001-008)	4	10.0	2	1	1	2	11.2	1	...	1
Tuberculosis, other forms (010-019)
Syphilis and its sequelae (020-029)	1	2.5	1
Typhoid fever (040)
Dysentery, all forms (045-048)
Scarlet fever and streptococcal sore throat (050, 051)
Diphtheria (055)
Whooping cough (056)	1	2.5	1
Meningococcal infections (057)
Acute poliomyelitis (080)
Smallpox (084)
Measles (085)
Typhus and other rickettsial diseases (100-108)
Malaria (110-117)
All other diseases classified as infective and parasitic (030-039, 041, 042, 044, 049, 052-054, 059-074, 081-083, 086-096, 120-138)	2	5.0	1	1	...	3	16.9	2	...	1	1	6.9	1
Malignant neoplasms, including neoplasms of lymphatic and hematopoietic tissues (140-205)	79	197.5	70	7	2	27	151.7	25	1	1	39	269.0	31	6	2
Benign and unspecified neoplasms (210-239)	5	12.5	4	1	...	10	56.2	3	1	6	11	75.9	10	1	...
Diabetes mellitus (260)	1	2.5	1
Anemias (290-293)	1	2.5	1
Vascular lesions affecting central nervous system (330-334)	50	125.0													

TABLE VIII. (a) RESIDENT BIRTHS, DEATHS, AND DEATHS BY IMPORTANT CAUSES, NUMBER AND RATE BY COUNTY, AND NUMBER BY COUNTY AND RACE, OKLAHOMA, 1965 (continued)

	CITARRON					CLEVELAND					COAL				
	TOTAL		RACE			TOTAL		RACE			TOTAL		RACE		
	NO.	RATE	WH	NEG	IND	NO.	RATE	WH	NEG	IND	NO.	RATE	WH	NEG	IND
Estimated population, July 1, 1965	4,600					53,600					4,800				
Live births*	67	14.6	66	---	1	1197	22.3	1178	4	15	53	11.0	45	---	8
Physician in hospital	66	...	65	---	1	1193	...	1174	4	15	53	...	45	---	8
Physician not in hospital	1	...	1	---	---	3	...	3	---	---	---	...	---	---	---
Midwife, other, or unknown	4	59.7	4	---	---	17	14.2	17	---	---	2	37.7	1	---	1
Stillbirths*	4	...	4	---	---	17	...	17	---	---	2	...	1	---	1
Physician in hospital	---	---	---	---	---	---	---	---	---	---	---	---	---	---	---
Physician not in hospital	---	---	---	---	---	---	---	---	---	---	---	---	---	---	---
Midwife, other, or unknown	47	10.2	47	---	---	364	6.8	359	1	4	72	15.0	68	3	1
Total deaths, all causes*	2	29.9	2	---	---	26	21.7	25	---	---	---	---	---	---	---
Deaths under 1 year*	2	29.9	2	---	---	19	15.9	19	---	---	---	---	---	---	---
Deaths under 1 month*	2	29.9	2	---	---	2	3.7	2	---	---	---	---	---	---	---
Tuberculosis of respiratory system (001-008)	---	---	---	---	---	---	---	---	---	---	---	---	---	---	---
Tuberculosis, other forms (010-019)	---	---	---	---	---	---	---	---	---	---	---	---	---	---	---
Syphilis and its sequelae (020-029)	---	---	---	---	---	---	---	---	---	---	---	---	---	---	---
Typhoid fever (040)	---	---	---	---	---	---	---	---	---	---	---	---	---	---	---
Dysentery, all forms (045-048)	---	---	---	---	---	---	---	---	---	---	---	---	---	---	---
Scarlet fever and streptococcal sore throat (050, 051)	---	---	---	---	---	---	---	---	---	---	---	---	---	---	---
Diphtheria (055)	---	---	---	---	---	---	---	---	---	---	---	---	---	---	---
Whooping cough (056)	---	---	---	---	---	---	---	---	---	---	---	---	---	---	---
Meningococcal infections (057)	---	---	---	---	---	---	---	---	---	---	---	---	---	---	---
Acute poliomyelitis (080)	---	---	---	---	---	1	1.9	1	---	---	---	---	---	---	---
Smallpox (084)	---	---	---	---	---	---	---	---	---	---	---	---	---	---	---
Measles (085)	---	---	---	---	---	---	---	---	---	---	---	---	---	---	---
Typhus and other rickettsial diseases (100-108)	---	---	---	---	---	---	---	---	---	---	---	---	---	---	---
Malaria (110-117)	---	---	---	---	---	---	---	---	---	---	---	---	---	---	---
All other diseases classified as infective and parasitic (030-039, 041, 042, 044, 049, 052-054, 059-074, 081-083, 086-096, 120-138)	---	---	---	---	---	2	3.7	2	---	---	---	---	---	---	---
Malignant neoplasms, including neoplasms of lymphatic and hematopoietic tissues (140-205)	4	87.0	4	---	---	57	106.3	57	---	---	13	270.8	13	---	---
Benign and unspecified neoplasms (210-239)	---	---	---	---	---	1	1.9	1	---	---	1	20.8	---	---	1
Diabetes mellitus (260)	1	21.7	1	---	---	4	7.5	2	1	---	---	---	---	---	---
Anemias (290-293)	---	---	---	---	---	1	1.9	1	---	---	---	---	---	---	---
Vascular lesions affecting central nervous system (330-334)	6	130.4	6	---	---	60	111.9	60	---	---	12	250.0	11	1	---
Nonmeningococcal meningitis (340)	---	---	---	---	---	1	1.9	1	---	---	---	---	---	---	---
Rheumatic fever (400-402)	---	---	---	---	---	2	3.7	2	---	---	2	41.7	1	1	---
Chronic rheumatic heart disease (410-416)	---	---	---	---	---	---	---	---	---	---	---	---	---	---	---
Arteriosclerotic and degenerative heart disease (420-422)	14	304.3	14	---	---	101	188.4	100	---	1	30	625.0	29	1	---
Other diseases of heart (430-434)	---	---	---	---	---	5	9.3	5	---	---	1	20.8	1	---	---
Hypertension with heart disease (440-443)	---	---	---	---	---	5	9.3	5	---	---	2	41.7	2	---	---
Hypertension without mention of heart (444-447)	1	21.7	1	---	---	2	3.7	2	---	---	2	41.7	2	---	---
Influenza (480-483)	2	43.5	2	---	---	4	7.5	4	---	---	4	83.3	4	---	---
Pneumonia (490-493)	---	---	---	---	---	1	1.9	1	---	---	---	---	---	---	---
Bronchitis (500-502)	---	---	---	---	---	2	3.7	2	---	---	---	---	---	---	---
Ulcer of stomach and duodenum (540, 541)	---	---	---	---	---	---	---	---	---	---	---	---	---	---	---
Appendicitis (550-553)	---	---	---	---	---	4	7.5	4	---	---	---	---	---	---	---
Intestinal obstruction and hernia (560, 561, 570)	---	---	---	---	---	---	---	---	---	---	---	---	---	---	---
Gastritis, duodenitis, enteritis and colitis, except diarrhea of the newborn (543, 571, 572)	2	43.5	2	---	---	1	1.9	1	---	---	---	---	---	---	---
Cirrhosis of liver (581)	2	43.5	2	---	---	3	5.6	3	---	---	---	---	---	---	---
Nephritis and nephrosis (590-594)	1	21.7	1	---	---	2	3.7	2	---	---	---	---	---	---	---
Hyperplasia of prostate (610)	---	---	---	---	---	---	---	---	---	---	---	---	---	---	---
Complications of pregnancy, childbirth and the puerperium (640-689)**	---	---	---	---	---	1	8.4	1	---	---	---	---	---	---	---
Congenital malformations (750-759)	1	21.7	1	---	---	2	3.7	2	---	---	---	---	---	---	---
Birth injuries, postnatal asphyxia and atelectasis (760-762)	---	---	---	---	---	10	18.7	10	---	---	---	---	---	---	---
Infections of the newborn (763-768)	---	---	---	---	---	2	3.7	2	---	---	---	---	---	---	---
Other diseases peculiar to early infancy and immaturity unqualified (769-776)	1	21.7	1	---	---	5	9.3	5	---	---	---	---	---	---	---
Senility without mention of psychosis, ill-defined and unknown causes (780-795)	---	---	---	---	---	16	29.9	15	---	---	1	4	83.3	4	---
All other diseases (Residual)	5	108.7	5	---	---	24	44.8	23	---	---	---	---	---	---	---
Motor-vehicle accidents (E810-E835)	1	21.7	1	---	---	23	42.9	23	---	---	1	20.8	1	---	---
All other accidents (E800-E802, E840-E962)	4	87.0	4	---	---	10	18.7	10	---	---	---	---	---	---	---
Suicide and self-inflicted injury (E963, E970-E979)	2	43.5	2	---	---	9	16.8	9	---	---	---	---	---	---	---
Homicide and operations of war (E964, E965, E980-E999)	---	---	---	---	---	1	1.9	1	---	---	---	---	---	---	---

TABLE VIII. (a) RESIDENT BIRTHS, DEATHS, AND DEATHS BY IMPORTANT CAUSES, NUMBER AND RATE BY COUNTY, AND NUMBER BY COUNTY AND RACE, OKLAHOMA, 1965

(continued)

	COMANCHE					COTTON					CRAIG				
	TOTAL		RACE			TOTAL		RACE			TOTAL		RACE		
	NO.	RATE	WH	NEG	IND	NO.	RATE	WH	NEG	IND	NO.	RATE	WH	NEG	IND
Estimated population, July 1, 1965	103,525					7,500					15,950				
Live births*	2437	23.5	2039	293	105	98	13.1	83	2	13	179	11.2	164	12	3
Physician in hospital	2431	...	2038	288	105	97	...	82	2	13	175	...	161	12	2
Physician not in hospital	2	...	1	1	---	1	...	1	---	---	4	...	3	---	1
Midwife, other, or unknown	4	...	---	4	---	---	...	---	---	---	---	...	---	---	---
Stillbirths*	30	12.3	23	6	1	---	---	---	---	---	1	5.6	1	---	---
Physician in hospital	29	...	22	6	1	---	...	---	---	---	1	...	1	---	---
Physician not in hospital	1	...	1	---	---	---	...	---	---	---	---	...	---	---	---
Midwife, other, or unknown	---	---	---	---	---	---	---	---	---	---	---	---	---	---	---
Total deaths, all causes*	517	5.0	454	52	11	87	11.6	85	1	1	211	13.2	201	7	3
Deaths under 1 year*	47	19.3	37	9	1	2	20.4	2	---	---	2	11.2	2	---	---
Deaths under 1 month*	35	14.4	28	6	1	1	10.2	1	---	---	2	11.2	2	---	---
Tuberculosis of respiratory system (001-008)	2	1.9	1	1	---	---	---	---	---	---	1	6.3	1	---	---
Tuberculosis, other forms (010-019)	---	---	---	---	---	---	---	---	---	---	---	---	---	---	---
Syphilis and its sequelae (020-029)	2	1.9	2	---	---	---	---	---	---	---	---	---	---	---	---
Typhoid fever (040)	---	---	---	---	---	---	---	---	---	---	---	---	---	---	---
Dysentery, all forms (045-048)	---	---	---	---	---	---	---	---	---	---	---	---	---	---	---
Scarlet fever and streptococcal sore throat (050, 051)	---	---	---	---	---	---	---	---	---	---	---	---	---	---	---
Diphtheria (055)	---	---	---	---	---	---	---	---	---	---	---	---	---	---	---
Whooping cough (056)	---	---	---	---	---	---	---	---	---	---	---	---	---	---	---
Meningococcal infections (057)	1	1.0	1	---	---	---	---	---	---	---	---	---	---	---	---
Acute poliomyelitis (080)	---	---	---	---	---	---	---	---	---	---	---	---	---	---	---
Smallpox (084)	---	---	---	---	---	---	---	---	---	---	---	---	---	---	---
Measles (085)	---	---	---	---	---	---	---	---	---	---	---	---	---	---	---
Typhus and other rickettsial diseases (100-108)	---	---	---	---	---	---	---	---	---	---	---	---	---	---	---
Malaria (110-117)	---	---	---	---	---	---	---	---	---	---	---	---	---	---	---
All other diseases classified as infective and parasitic (030-039, 041, 042, 044, 049, 052-054, 059-074, 081-083, 086-096, 120-138)	3	2.9	2	1	---	---	---	---	---	---	1	6.4	1	---	---
Malignant neoplasms, including neoplasms of lymphatic and hematopoietic tissues (140-205)	83	80.2	76	5	2	10	133.3	10	---	---	37	232.0	35	2	---
Benign and unspecified neoplasms (210-239)	6	5.8	6	---	---	1	13.3	1	---	---	7	43.9	7	---	---
Diabetes mellitus (260)	1	1.0	1	---	---	---	---	---	---	---	---	---	---	---	---
Anemias (290-293)	61	58.9	58	3	---	11	146.7	10	---	1	49	307.2	48	1	---
Vascular lesions affecting central nervous system (330-334)	2	1.9	2	---	---	---	---	---	---	---	---	---	---	---	---
Nonmeningococcal meningitis (340)	---	---	---	---	---	---	---	---	---	---	---	---	---	---	---
Rheumatic fever (400-402)	---	---													

TABLE VIII. (a) RESIDENT BIRTHS, DEATHS, AND DEATHS BY IMPORTANT CAUSES, NUMBER AND RATE BY COUNTY, AND NUMBER BY COUNTY AND RACE, OKLAHOMA, 1965 (continued)

	GARVIN					GRADY					GRANT				
	TOTAL		RACE			TOTAL		RACE			TOTAL		RACE		
	NO.	RATE	WH	NEG	IND	NO.	RATE	WH	NEG	IND	NO.	RATE	WH	NEG	IND
Estimated population, July 1, 1965	28,050					28,600					7,600				
Live births*	384	13.7	352	25	7	443	15.5	400	37	6	81	10.7	80		1
Physician in hospital	381	...	349	25	7	439	...	398	35	6	81	...	80		1
Physician not in hospital	3	...	3			2	...	1	1			...			
Midwife, other, or unknown	4	10.4	4			2	...	1	1		1	12.3	1		
Stillbirths*	4	...	4			3	...	3			1	...	1		
Physician in hospital	4	...	4			3	...	3			1	...	1		
Physician not in hospital		
Midwife, other, or unknown		
Total deaths, all causes*	343	12.2	321	17	5	350	12.2	330	19	1	111	14.6	111		
Deaths under 1 year†	8	20.8	6	1	1	9	20.3	9							
Deaths under 1 month†	6	15.6	5	1		5	11.3	5							
Tuberculosis of respiratory system (001-008)	3	10.7	3			2	7.0	2							
Tuberculosis, other forms (010-019)	1	3.6	1			1	3.5	1							
Syphilis and its sequelae (020-029)							
Typhoid fever (040)							
Dysentery, all forms (045-048)							
Scarlet fever and streptococcal sore throat (050, 051)							
Diphtheria (055)							
Whooping cough (056)							
Meningococcal infections (057)							
Acute poliomyelitis (080)							
Smallpox (084)							
Measles (085)							
Typhus and other rickettsial diseases (100-108)							
Malaria (110-117)							
All other diseases classified as infective and parasitic (030-039, 041, 042, 044, 049, 052-054, 059-074, 081-083, 086-096, 120-138)	1	3.6	1			1	3.5	1							
Malignant neoplasms, including neoplasms of lymphatic and hematopoietic tissues (140-205)	50	178.3	46	4		47	164.3	47			20	263.2	20		
Benign and unspecified neoplasms (210-239)	1	3.6	1			1	3.5	1			1	13.2	1		
Diabetes mellitus (260)	2	7.1	2		1	1	3.5	1							
Anemias (290-293)	2	7.1	1		1	1	3.5	1							
Vascular lesions affecting central nervous system (330-334)	55	196.1	52	3		61	213.3	54	6	1	11	144.7	11		
Nonmeningococcal meningitis (340)			1	13.2	1		
Rheumatic fever (400-402)	2	7.1	1	1			
Chronic rheumatic heart disease (410-416)		
Arteriosclerotic and degenerative heart disease (420-422)	114	406.4	107	5	2	124	433.6	117	7		44	578.9	44		
Other diseases of heart (430-434)	6	21.4	6			8	28.0	8			1	13.2	1		
Hypertension with heart disease (440-443)	6	21.4	6			13	45.5	13							
Hypertension without mention of heart (444-447)	1	3.6	1			2	7.0	2							
Influenza (480-483)	1	3.6	1					3	39.5	3		
Pneumonia (490-493)	4	14.3	4			4	14.0	4			1	13.2	1		
Bronchitis (500-502)		
Ulcer of stomach and duodenum (540, 541)			1	13.2	1		
Appendicitis (550-553)			1	13.2	1		
Intestinal obstruction and hernia (560, 561, 570)	3	10.7	2	1		1	3.5	1							
Gastritis, duodenitis, enteritis and colitis, except diarrhea of the newborn (543, 571, 572)		
Cirrhosis of liver (581)	3	10.7	2		1	1	3.5	1				
Nephritis and nephrosis (590-594)	4	14.3	4			5	17.5	5				
Hyperplasia of prostate (610)	1	3.6	1			2	7.0	2				
Complications of pregnancy, childbirth and the puerperium (640-689)++			1	13.2	1		
Congenital malformations (750-759)		
Birth injuries, postnatal asphyxia and atelectasis (760-762)	3	10.7	3			1	3.5	1				
Infections of the newborn (763-768)		
Other diseases peculiar to early infancy and immaturity unqualified (769-776)	4	14.3	2	1	1	4	14.0	4				
Senility without mention of psychosis, ill-defined and unknown causes (780-795)	3	10.7	3			1	3.5	1			3	39.5	3		
All other diseases (Residual)	43	153.3	42	1		34	118.9	31	3		16	210.5	16		
Motor-vehicle accidents (E810-E835)	13	46.3	13			10	35.0	9	1		4	52.6	4		
All other accidents (E800-E802, E840-E962)	15	53.5	14	1		10	35.0	9	1		4	52.6	4		
Suicide and self-inflicted injury (E963, E970-E979)	2	7.1	2			4	14.0	4				
Homicide and operations of war (E964, E965, E980-E999)			2	7.0	2				

TABLE VIII. (a) RESIDENT BIRTHS, DEATHS, AND DEATHS BY IMPORTANT CAUSES, NUMBER AND RATE BY COUNTY, AND NUMBER BY COUNTY AND RACE, OKLAHOMA, 1965 (continued)

	GREER					HARMON					HARPER				
	TOTAL		RACE			TOTAL		RACE			TOTAL		RACE		
	NO.	RATE	WH	NEG	IND	NO.	RATE	WH	NEG	IND	NO.	RATE	WH	NEG	IND
Estimated population, July 1, 1965	8,200					5,400					6,150				
Live births*	96	11.7	89	7		101	18.7	88	13		74	12.0	74		
Physician in hospital	94	...	88	6		101	...	88	13		74	...	74		
Physician not in hospital	2	...	1	1			
Midwife, other, or unknown		
Stillbirths*	2	20.8	1	1		...	9.9	1			1	13.5	1		
Physician in hospital	2	...	1	1		1	...	1			1	...	1		
Physician not in hospital		
Midwife, other, or unknown		
Total deaths, all causes*	119	14.5	114	5		77	14.3	73	4		64	10.4	64		
Deaths under 1 year†	2	20.8	2			2	19.8	1	1			
Deaths under 1 month†	1	10.4	1				
Tuberculosis of respiratory system (001-008)		
Tuberculosis, other forms (010-019)		
Syphilis and its sequelae (020-029)		
Typhoid fever (040)		
Dysentery, all forms (045-048)		
Scarlet fever and streptococcal sore throat (050, 051)		
Diphtheria (055)		
Whooping cough (056)		
Meningococcal infections (057)		
Acute poliomyelitis (080)		
Smallpox (084)		
Measles (085)		
Typhus and other rickettsial diseases (100-108)		
Malaria (110-117)		
All other diseases classified as infective and parasitic (030-039, 041, 042, 044, 049, 052-054, 059-074, 081-083, 086-096, 120-138)		
Malignant neoplasms, including neoplasms of lymphatic and hematopoietic tissues (140-205)	19	231.7	18	1		5	92.6	5			9	146.3	9		
Benign and unspecified neoplasms (210-239)	6	73.2	6			1	18.5	1				
Diabetes mellitus (260)	1	12.2	1				
Anemias (290-293)	16	195.1	14	2		14	259.3	13	1		9	146.3	9		
Vascular lesions affecting central nervous system (330-334)		
Nonmeningococcal meningitis (340)		
Rheumatic fever (400-402)		
Chronic rheumatic heart disease (410-416)	35	426.8	35			22	407.4	21	1		19	308.9	19		
Arteriosclerotic and degenerative heart disease (420-422)	1	12.2	1			10	185.2	9	1		1	16.3	1		
Other diseases of heart (430-434)	3	36.6	2	1		1	18.5	1			1	16.3	1		
Hypertension with heart disease (440-443)		
Hypertension without mention of heart (44															

TABLE VIII. (a) RESIDENT BIRTHS, DEATHS, AND DEATHS BY IMPORTANT CAUSES, NUMBER AND RATE BY COUNTY, AND NUMBER BY COUNTY AND RACE, OKLAHOMA, 1965 (continued)

	HASKELL					HUGHES					JACKSON				
	TOTAL		RACE			TOTAL		RACE			TOTAL		RACE		
	NO.	RATE	WH	NEG	IND	NO.	RATE	WH	NEG	IND	NO.	RATE	WH	NEG	IND
Estimated population, July, 1965	8,350					13,575					35,100				
Live births*	132	15.8	124	2	6	206	15.2	142	12	52	832	23.7	747	80	5
Physician in hospital	113		105	2	6	206		142	12	52	832		747	80	5
Physician not in hospital	19		19								10	12.0	8	2	
Midwife, other, or unknown	1	7.6	1			1	4.9			1					
Stillbirths*	1		1												
Physician in hospital															
Physician not in hospital											243	6.9	227	15	1
Midwife, other, or unknown											20	24.0	17	3	
Total deaths, all causes*	94	11.3	90	1	3	237	17.5	214	8	15	20	13.2	17	3	
Deaths under 1 year*	1	7.6	1			6	29.1	3		3	11	13.2	8	3	
Deaths under 1 month*						6	29.1	3		3	11	13.2	8	3	
Tuberculosis of respiratory system (001-008)						2	14.7	1		1			1	2.8	1
Tuberculosis, other forms (010-019)															
Syphilis and its sequelae (020-029)															
Typhoid fever (040)															
Dysentery, all forms (045-048)															
Scarlet fever and streptococcal sore throat (050, 051)															
Diphtheria (055)															
Whooping cough (056)															
Meningococcal infections (057)															
Acute poliomyelitis (080)															
Smallpox (084)															
Measles (085)															
Typhus and other rickettsial diseases (100-108)															
Malaria (110-117)											1	2.8	1		
All other diseases classified as infective and parasitic (030-039, 041, 042, 044, 049, 052-054, 059-074, 081-083, 086-096, 120-138)											38	108.3	33	5	
Malignant neoplasms, including neoplasms of lymphatic and hematopoietic tissues (140-205)	14	167.7	13		1	37	272.6	34	1	2	6	17.1	6		
Benign and unspecified neoplasms (210-239)	1	12.0	1			5	36.8	5			2	14.7	2		
Diabetes mellitus (260)											37	105.4	33	4	
Anemias (290-293)															
Vascular lesions affecting central nervous system (330-334)	10	119.8	8		2	30	221.0	27	1	2	1	2.8	1		
Nonmeningococcal meningitis (340)															
Rheumatic fever (400-402)															
Chronic rheumatic heart disease (410-416)						93	685.1	85	5	3	55	156.7	53	2	
Arteriosclerotic and degenerative heart disease (420-422)	49	586.8	48	1		4	29.5	4			10	28.5	10		
Other diseases of heart (430-434)						3	22.1	3			4	11.4	3	1	
Hypertension with heart disease (440-443)	1	12.0	1								2	5.7	2		
Hypertension without mention of heart (444-447)						2	14.7	2			1	7.4	1		
Influenza (480-483)	2	24.0	2			2	14.7	2			5	14.2	5		
Pneumonia (490-493)						3	22.1	2			1	2.8	1		
Bronchitis (500-502)	2	24.0	2								3	8.5	3		
Ulcer of stomach and duodenum (540, 541)															
Appendicitis (550-553)						5	36.8	5			1	2.8			1
Intestinal obstruction and hernia (560, 561, 570)															
Gastritis, duodenitis, enteritis and colitis, except diarrhea of the newborn (543, 571, 572)						1	7.4	1			3	8.5	3		
Cirrhosis of liver (581)						3	22.1	3			3	8.5	3		
Nephritis and nephrosis (590-594)	2	24.0	2			1	14.7	2			1	2.8	1		
Hyperplasia of prostate (610)	1	12.0	1												
Complications of pregnancy, childbirth and the puerperium (640-689)++											2	5.7	2		
Congenital malformations (750-759)	1	12.0	1								2	5.7	1	1	
Birth injuries, postnatal asphyxia and atelectasis (760-762)						5	36.8	2		3	1	2.8	1		
Infections of the newborn (763-768)						1	7.4	1			5	14.2	4	1	
Other diseases peculiar to early infancy and immaturity unqualified (769-776)											4	11.4	4		
Senility without mention of psychosis, ill-defined and unknown causes (780-795)						7	51.6	5	1	1	20	57.0	20		
All other diseases (Residual)	7	83.8	7			19	140.0	18			8	22.8	8		
Motor-vehicle accidents (E810-E835)	1	12.0	1			4	29.5	3			2	57.0	19		1
All other accidents (E800-E802, E840-E962)	2	24.0	2			5	36.8	5			3	8.5	3		
Suicide and self-inflicted injury (E963, E970-E979)	1	12.0	1			1	7.4	1			3	8.5	3		
Homicide and operations of war (E964, E965, E980-E999)											3	8.5	3		

TABLE VIII. (a) RESIDENT BIRTHS, DEATHS, AND DEATHS BY IMPORTANT CAUSES, NUMBER AND RATE BY COUNTY, AND NUMBER BY COUNTY AND RACE, OKLAHOMA, 1965 (continued)

	JEFFERSON					JOHNSTON					KAY				
	TOTAL		RACE			TOTAL		RACE			TOTAL		RACE		
	NO.	RATE	WH	NEG	IND	NO.	RATE	WH	NEG	IND	NO.	RATE	WH	NEG	IND
Estimated population, July 1, 1965	7,400					8,025					53,150				
Live births*	88	11.9	84	4		95	11.8	74	7	14	742	14.0	673	10	59
Physician in hospital	82		78	4		95		74	7	14	738		669	10	59
Physician not in hospital	6		6								4		4		
Midwife, other, or unknown											12	16.2	10		2
Stillbirths*											12		10		2
Physician in hospital															
Physician not in hospital															
Midwife, other, or unknown															
Total deaths, all causes*	126	17.0	120	6		110	13.7	97	4	9	553	10.4	526	8	19
Deaths under 1 year*	2	22.7	2			4	42.1	2		2	23	31.0	21	1	1
Deaths under 1 month*	2	22.7	2			2	21.1			2	19	25.6	18	1	
Tuberculosis of respiratory system (001-008)	1	13.5	1			1	12.5	1							
Tuberculosis, other forms (010-019)											3	5.6	3		
Syphilis and its sequelae (020-029)															
Typhoid fever (040)															
Dysentery, all forms (045-048)															
Scarlet fever and streptococcal sore throat (050, 051)															
Diphtheria (055)															
Whooping cough (056)															
Meningococcal infections (057)															
Acute poliomyelitis (080)															
Smallpox (084)															
Measles (085)															
Typhus and other rickettsial diseases (100-108)															
Malaria (110-117)															
All other diseases classified as infective and parasitic (030-039, 041, 042, 044, 049, 052-054, 059-074, 081-083, 086-096, 120-138)											3	5.6	3		
Malignant neoplasms, including neoplasms of lymphatic and hematopoietic tissues (140-205)	18	243.2	17	1		18	224.3	15	2	1	100	188.1	97		3
Benign and unspecified neoplasms (210-239)	2	27.0	2								15	28.2	14		1
Diabetes mellitus (260)	1	13.5	1			3	37.4	2		1					
Anemias (290-293)															
Vascular lesions affecting central nervous system (330-334)	20	270.3	20			12	149.5	10	1	1	61	114.8	60	1	
Nonmeningococcal meningitis (340)															
Rheumatic fever (400-402)	1	13.5	1								1	1.9	1		
Chronic rheumatic heart disease (410-416)															
Arteriosclerotic and degenerative heart disease (420-422)	37	500.0	36	1		38	473.5	38			203	381.9	197	4	2
Other diseases of heart (430-434)	5	67.6	5			2	24.9	2			8	15.1	5	1	2
Hypertension with heart disease (440-443)	2	27.0	2			1	12.5			1	4	7.5	4		
Hypertension without mention of heart (444-447)											3	5.6	3		
Influenza (480-483)	1	13.5	1								1	1.9	1		
Pneumonia (490-493)	2	27.0	2			5	62.3	5	</						

TABLE VIII. (a) RESIDENT BIRTHS, DEATHS, AND DEATHS BY IMPORTANT CAUSES, NUMBER AND RATE BY COUNTY, AND NUMBER BY COUNTY AND RACE, OKLAHOMA, 1965 (continued)

	KINGFISHER				KIOWA				LATIMER				
	TOTAL		RACE		TOTAL		RACE		TOTAL		RACE		
	NO.	RATE	WH	NEG	NO.	RATE	WH	NEG	NO.	RATE	WH	NEG	IND
Estimated population, July 1, 1965	10,375				14,000				7,400				
Live births*	205	19.8	183	9	223	15.9	188	22	13	109	14.7	90	1
Physician in hospital	1	...	1	...	1	...	1	...	1	106	...	87	1
Physician not in hospital	1	...	1	...	1	...	1	...	1	3	...	3	...
Midwife, other, or unknown	4	19.5	4	...	9	...	7	...	2	2	18.3	1	...
Stillbirths*	3	...	1
Physician in hospital	1	...	1	80	10.8	72	4
Physician not in hospital	2	2	18.3	2	...
Midwife, other, or unknown	132	12.7	115	12	205	14.6	184	16	5	1	9.2	1	...
Total deaths, all causes*	7	34.1	4	2	4	17.9	3	1	...	2	27.0	1	...
Deaths under 1 year†	5	24.4	2	2	2	9.0	2
Deaths under 1 month†
Tuberculosis of respiratory system (001-008)
Tuberculosis, other forms (010-019)
Syphilis and its sequelae (020-029)
Typhoid fever (040)
Dysentery, all forms (045-048)
Scarlet fever and streptococcal sore throat (050, 051)
Diphtheria (055)
Whooping cough (056)
Meningococcal infections (057)
Acute poliomyelitis (080)
Smallpox (084)
Measles (085)
Typhus and other rickettsial diseases (100-108)
Malaria (110-117)
All other diseases classified as infective and parasitic (030-039, 041, 042, 044, 049, 052-054, 059-074, 081-083, 086-096, 120-138)	1	7.1	1	...	1	7.1	1
Malignant neoplasms, including neoplasms of lymphatic and hematopoietic tissues (140-205)	14	134.9	13	1	31	221.4	27	4	...	10	135.1	9	1
Benign and unspecified neoplasms (210-239)	1	9.6	1	...	1	7.1	1	3	40.5	2	...
Diabetes mellitus (260)	1	13.5	1	...
Anemias (290-293)	11	148.6	11	...
Vascular lesions affecting central nervous system (330-334)	19	183.1	14	4	34	242.9	30	3	1	1	13.5	1	...
Nonmeningococcal meningitis (340)
Rheumatic fever (400-402)	1	9.6	1	33	445.9	30	2
Chronic rheumatic heart disease (410-416)	4	54.1	4	...
Arteriosclerotic and degenerative heart disease (420-422)	52	501.2	47	4	82	585.7	77	3	2
Other diseases of heart (430-434)
Hypertension with heart disease (440-443)	1	9.6	1	...	4	21.4	1	1	1
Hypertension without mention of heart (444-447)	1	9.6	1	...	2	14.3	2	1	13.5	1	...
Influenza (480-483)	4	38.6	3	...	1	7.1	1
Pneumonia (490-493)
Bronchitis (500-502)	1	9.6	1	...	1	7.1	1
Ulcer of stomach and duodenum (540, 541)
Appendicitis (550-553)	1	7.1	1
Intestinal obstruction and hernia (560, 561, 570)	1	7.1	1
Gastritis, duodenitis, enteritis and colitis, except diarrhea of the newborn (543, 571, 572)	1	9.6	1	1	13.5	1	...
Cirrhosis of liver (581)	1	9.6	1	...	1	7.1	1
Nephritis and nephrosis (590-594)	1	9.6	1
Hyperplasia of prostate (610)	1	13.5	1	...
Complications of pregnancy, childbirth and the puerperium (640-689)††	1	7.1	1	1	13.5	1	...
Congenital malformations (750-759)	1	13.5	1	...
Birth injuries, postnatal asphyxia and atelectasis (760-762)	3	28.9	2	...	1
Infections of the newborn (763-768)	1	7.1	1
Other diseases peculiar to early infancy and immaturity unqualified (769-776)	2	19.3	...	2	1	13.5	1	...
Senility without mention of psychosis, ill-defined and unknown causes (780-795)	4	38.6	4	...	3	21.4	3	8	108.1	7	1
All other diseases (Residual)	13	125.3	13	1	4	28.6	3	1	1	1	13.5	1	...
Motor-vehicle accidents (E810-E835)	2	19.3	1	...	5	35.7	4	1
All other accidents (E800-E802, E840-E962)	9	86.7	9
Suicide and self-inflicted injury (E963, E970-E979)	2	19.3	2	...	1	7.1	1
Homicide and operations of war (E964, E965, E980-E999)	1	7.1	1

TABLE VIII. (a) RESIDENT BIRTHS, DEATHS, AND DEATHS BY IMPORTANT CAUSES, NUMBER AND RATE BY COUNTY, AND NUMBER BY COUNTY AND RACE, OKLAHOMA, 1965 (continued)

	LEFLORE			LINCOLN			LOGAN				
	TOTAL		RACE	TOTAL		RACE	TOTAL		RACE		
	NO.	RATE	WH	NO.	RATE	WH	NEG	IND	WH	NEG	IND
Estimated population, July 1, 1965	27,750			18,175				18,000			
Live births*	527	19.0	461	33	273	15.0	237	29	7	289	16.1
Physician in hospital	501	...	441	28	209	...	183	19	7	281	...
Physician not in hospital	18	...	18	...	59	...	49	10	...	4	...
Midwife, other, or unknown	8	...	2	5	1	...	5	4	...
Stillbirths*	8	15.2	8	...	3	11.0	3	4	13.8
Physician in hospital	7	...	7	...	3	...	3	4	...
Physician not in hospital	1	...	1
Midwife, other, or unknown
Total deaths, all causes*	365	13.2	343	12	264	14.5	241	20	3	295	16.4
Deaths under 1 year†	16	30.4	12	1	6	22.0	6	6	20.8
Deaths under 1 month†	11	20.9	7	1	3	11.0	3	3	10.4
Tuberculosis of respiratory system (001-008)	3	10.8	3	1	5.6
Tuberculosis, other forms (010-019)	1	3.6	...	1
Syphilis and its sequelae (020-029)	1	3.6	1
Typhoid fever (040)
Dysentery, all forms (045-048)
Scarlet fever and streptococcal sore throat (050, 051)
Diphtheria (055)
Whooping cough (056)
Meningococcal infections (057)
Acute poliomyelitis (080)
Smallpox (084)
Measles (085)
Typhus and other rickettsial diseases (100-108)	1	5.6
Malaria (110-117)
All other diseases classified as infective and parasitic (030-039, 041, 042, 044, 049, 052-054, 059-074, 081-083, 086-096, 120-138)	1	3.6	1	...	1	5.5	1	1	5.6
Malignant neoplasms, including neoplasms of lymphatic and hematopoietic tissues (140-205)	48	173.0	48	...	43	236.6	40	3	...	35	194.4
Benign and unspecified neoplasms (210-239)	11	39.6	10	...	6	33.0	3	2	1	8	44.4
Diabetes mellitus (260)	1	5.5	1	1	5.6
Anemias (290-293)
Vascular lesions affecting central nervous system (330-334)	55	198.2	52	3	33	181.6	30	3	...	48	266.7
Nonmeningococcal meningitis (340)	1	5.5	1
Rheumatic fever (400-402)
Chronic rheumatic heart disease (410-416)	1	3.6	1
Arteriosclerotic and degenerative heart disease (420-422)	127	457.7	123	3	83	456.7	76	6	1	99	550.0
Other diseases of heart (430-434)	6	21.6	6	...	5	27.5	5	11	61.1
Hypertension with heart disease (440-443)	10	36.0	9	1	7	38.5	6	1	...	17	94.4
Hypertension without mention of heart (444-447)	2	7.2	2	2	11.1
Influenza (480-483)
Pneumonia (490-493)	13	46.8	12	1	8	44.0	8	12	66.7
Bronchitis (500-502)	2	11.0	2
Ulcer of stomach and duodenum (540, 541)	1	3.6	1	...	1	5.5	1	2	11.1
Appendicitis (550-553)
Intestinal obstruction and hernia (560, 561, 570)	1	3.6	1	4	22.2
Gastritis, duodenitis, enteritis and colitis, except diarrhea of the newborn (543, 571, 572)	1	5.6
Cirrhosis of liver (581)	3	10.8	3	...	2	11.0	2	1	5.6
Nephritis and nephrosis (590-594)	2	7.2	2	...	4	22.0	3	1	...	2	11.1
Hyperplasia of prostate (610)	2	7.2	2								

TABLE VIII. (a) RESIDENT BIRTHS, DEATHS, AND DEATHS BY IMPORTANT CAUSES, NUMBER AND RATE BY COUNTY, AND NUMBER BY COUNTY AND RACE, OKLAHOMA, 1965 (continued)

	MAYES					MURRAY					MUSKOGEE				
	TOTAL		RACE			TOTAL		RACE			TOTAL		RACE		
	NO.	RATE	WH	NEG	IND	NO.	RATE	WH	NEG	IND	NO.	RATE	WH	NEG	IND
Estimated population, July 1, 1965	20,300					10,400					62,000				
Live births*	298	14.7	237	3	58	158	15.2	139	8	11	949	15.3	687	210	52
Physician in hospital	298	...	237	3	58	156	...	137	8	11	895	...	679	164	52
Physician not in hospital	2	...	2	10	...	6	4	...
Midwife, other, or unknown	1	3.4	1	6	38.0	6	18	19.0	15	3	...
Stillbirths*	1	...	1	6	...	6	17	...	14	3	...
Physician in hospital	1	...	1
Physician not in hospital
Midwife, other, or unknown	262	12.9	240	1	21	168	16.2	163	2	3	785	12.7	582	196	7
Total deaths, all causes*	6	20.1	5	...	1	6	38.0	5	...	1	22	23.2	17	4	1
Deaths under 1 year*	4	13.4	3	...	1	2	12.7	2	19	20.0	15	3	1
Deaths under 1 month*	2	9.9	4	6.5	1	2	1
Tuberculosis of respiratory system (001-008)	1	1.6	1
Tuberculosis, other forms (010-019)
Syphilis and its sequelae (020-029)
Typhoid fever (040)
Dysentery, all forms (045-048)
Scarlet fever and streptococcal sore throat (050, 051)
Diphtheria (055)	2	3.2	1	1	...
Whooping cough (056)
Meningococcal infections (057)	1	4.9	1
Acute poliomyelitis (080)
Smallpox (084)
Measles (085)
Typhus and other rickettsial diseases (100-108)
Malaria (110-117)
All other diseases classified as infective and parasitic (030-039, 041, 042, 044, 049, 052-054, 059-074, 081-083, 086-096, 120-138)	1	9.6	1
Malignant neoplasms, including neoplasms of lymphatic and hematopoietic tissues (140-205)	44	216.7	41	...	3	23	221.2	22	...	1	137	221.0	104	33	...
Benign and unspecified neoplasms (210-239)	1	4.9	1	1	1.6	1
Diabetes mellitus (260)	2	9.9	2	1	9.6	1	7	11.3	5	2	...
Anemias (290-293)	1	9.6	1	1	1.6	1
Vascular lesions affecting central nervous system (330-334)	33	162.6	32	...	1	28	269.2	28	110	177.4	71	38	1
Nonmeningococcal meningitis (340)
Rheumatic fever (400-402)	1	1.6	...	1	...
Chronic rheumatic heart disease (410-416)
Arteriosclerotic and degenerative heart disease (420-422)	84	413.8	81	...	3	61	586.5	60	1	...	257	414.5	204	52	1
Other diseases of heart (430-434)	3	14.8	2	...	1	4	38.5	4	8	12.9	6	2	...
Hypertension with heart disease (440-443)	4	19.7	3	...	1	3	28.8	2	1	...	18	29.0	13	5	...
Hypertension without mention of heart (444-447)	2	9.9	2	5	8.1	5
Influenza (480-483)	9	44.3	8	...	1	1	9.6	1	2	3.2	1	1	...
Pneumonia (490-493)	1	4.9	1	8	76.9	8	26	41.9	21	4	1
Bronchitis (500-502)	1	4.9	1	1	9.6	1	2	3.2	2
Ulcer of stomach and duodenum (540, 541)	1	4.9	1	3	4.8	2	1	...
Appendicitis (550-553)	4	6.5	4
Intestinal obstruction and hernia (560, 561, 570)	2	19.2	2	3	4.8	3
Gastritis, duodenitis, enteritis and colitis, except diarrhea of the newborn (543, 571, 572)	1	9.6	1	6	9.7	4	2	...
Cirrhosis of liver (581)	4	19.7	4	1	9.6	1	10	16.1	2	8	...
Nephritis and nephrosis (590-594)	2	3.2	1	1	...
Hyperplasia of prostate (610)	1	10.5	...	1	...
Complications of pregnancy, childbirth and the puerperium (640-689)++	2	9.9	2	1	9.6	1	1.6	1
Congenital malformations (750-759)	1	9.6	1	1.6	1	...	1
Birth injuries, postnatal asphyxia and atelectasis (760-762)	3	14.8	3
Infections of the newborn (763-768)	1	4.9	1	14	22.6	12	2	...
Other diseases peculiar to early infancy and immaturity unqualified (769-776)	1	4.9	1	2	19.2	2	40	64.5	24	14	...
Senility without mention of psychosis, ill-defined and unknown causes (780-795)	3	14.8	3	4	38.5	4	63	101.6	54	9	...
All other diseases (Residual)	39	192.1	36	...	3	13	125.0	13	23	37.1	16	6	1
Motor-vehicle accidents (E810-E835)	12	59.1	7	...	1	5	38.5	4	23	37.1	15	7	1
All other accidents (E800-E802, E840-E962)	7	34.5	6	4	57.7	6	4	6.5	4
Suicide and self-inflicted injury (E963, E970-E979)	3	14.8	3	2	19.2	2	3	4.8	1	2	...
Homicide and operations of war (E964, E965, E980-E999)

TABLE VIII. (a) RESIDENT BIRTHS, DEATHS, AND DEATHS BY IMPORTANT CAUSES, NUMBER AND RATE BY COUNTY, AND NUMBER BY COUNTY AND RACE, OKLAHOMA, 1965 (continued)

	NOBLE					NOWATA					OKFUSKEE				
	TOTAL		RACE			TOTAL		RACE			TOTAL		RACE		
	NO.	RATE	WH	NEG	IND	NO.	RATE	WH	NEG	IND	NO.	RATE	WH	NEG	IND
Estimated population, July 1, 1965	10,150					10,500					10,500				
Live births*	147	14.5	128	3	16	143	13.6	136	6	1	205	19.5	122	48	35
Physician in hospital	138	...	119	3	16	143	...	136	6	1	190	...	122	34	34
Physician not in hospital	9	...	9	9	...	9
Midwife, other, or unknown	6	...	5	1	...
Stillbirths*	1	7.0	1	4	19.5	1	2	1
Physician in hospital	1	...	1	3	...	1	1	...
Physician not in hospital
Midwife, other, or unknown	125	12.3	122	1	2	119	11.3	108	9	2	192	18.3	136	42	14
Total deaths, all causes*	3	20.4	3	3	21.0	2	1	...	6	29.3	4	2	...
Deaths under 1 year*	3	20.4	3	3	21.0	2	1	...	2	9.8	1	1	...
Deaths under 1 month*	1	9.9	1	1	9.5	2	19.0	2
Tuberculosis of respiratory system (001-008)
Tuberculosis, other forms (010-019)
Syphilis and its sequelae (020-029)
Typhoid fever (040)
Dysentery, all forms (045-048)
Scarlet fever and streptococcal sore throat (050, 051)
Diphtheria (055)
Whooping cough (056)
Meningococcal infections (057)
Acute poliomyelitis (080)
Smallpox (084)
Measles (085)
Typhus and other rickettsial diseases (100-108)
Malaria (110-117)
All other diseases classified as infective and parasitic (030-039, 041, 042, 044, 049, 052-054, 059-074, 081-083, 086-096, 120-138)	2	19.0	2	1	9.5	1
Malignant neoplasms, including neoplasms of lymphatic and hematopoietic tissues (140-205)	17	167.5	15	1	1	13	123.8	10	3	...	30	285.7	20	8	2
Benign and unspecified neoplasms (210-239)	1	9.9	1
Diabetes mellitus (260)	5	47.6	4	1	...	5	47.6	3	2	...
Anemias (290-293)
Vascular lesions affecting central nervous system (330-334)	15	147.8	15	20	190.5	18	2	...	27	257.1			

TABLE VIII. (a) RESIDENT BIRTHS, DEATHS, AND DEATHS BY IMPORTANT CAUSES, NUMBER AND RATE BY COUNTY, AND NUMBER BY COUNTY AND RACE, OKLAHOMA, 1965 (continued)

	OKLAHOMA				OKMULGEE				OSAGE						
	TOTAL		RACE		TOTAL		RACE		TOTAL		RACE				
	NO.	RATE	NO.	NO.	NO.	RATE	NO.	NO.	NO.	RATE	WH	NEG	IND		
Estimated population, July 1, 1965	517,000				35,400				32,675						
Live births*	10038	19.4	8266	1535	237	603	17.0	424	122	57	348	10.7	302	3	43
Physician in hospital	9967	...	8206	1524	237	546	...	402	87	57	347	...	302	3	42
Physician not in hospital	37	...	30	7	...	32	...	13	19	...	1	1
Midwife, other, or unknown	34	...	30	4	...	25	...	9	16	...	1	2.9	...	1	...
Stillbirths*	154	15.3	114	32	8	4	6.6	3	1	...	1	1	...
Physician in hospital	149	...	110	31	8	3	...	1
Physician not in hospital	5	...	4
Midwife, other, or unknown
Total deaths, all causes*	3964	7.7	3465	455	44	451	12.7	383	52	16	310	9.5	275	14	21
Deaths under 1 year*	266	26.5	193	67	6	20	33.2	18	2	...	10	28.7	10
Deaths under 1 month*	187	18.6	143	41	3	18	29.9	16	2	...	5	14.4	5
Tuberculosis of respiratory system (001-008)	9	1.7	7	1	1	2	5.6	2	1	3.1	1
Tuberculosis, other forms (010-019)	1	0.2	1	1	3.1	1
Syphilis and its sequelae (020-029)	5	1.0	4	1
Typhoid fever (040)	1	0.2	1
Dysentery, all forms (045-048)
Scarlet fever and streptococcal sore throat (050, 051)
Diphtheria (055)
Whooping cough (056)	1	0.2	1
Meningococcal infections (057)
Acute poliomyelitis (080)
Smallpox (084)
Measles (085)
Typhus and other rickettsial diseases (100-108)
Malaria (110-117)
All other diseases classified as infective and parasitic (030-039, 041, 042, 044, 049, 052-054, 059-074, 081-083, 086-096, 120-138)	11	2.1	7	4	...	4	11.3	4	2	6.1	2
Malignant neoplasms, including neoplasms of lymphatic and hematopoietic tissues (140-205)	685	132.5	615	62	8	66	186.4	57	7	2	47	143.8	41	3	3
Benign and unspecified neoplasms (210-239)	9	1.7	8	1	...	13	36.7	12	1	...	12	36.7	9	1	2
Diabetes mellitus (260)	49	9.5	40	9	...	3	8.5	2
Anemias (290-293)	5	1.0	4	1
Vascular lesions affecting central nervous system (330-334)	438	84.7	391	46	1	53	149.7	42	8	3	46	140.8	40	3	3
Nonmeningococcal meningitis (340)	8	1.5	7	1	...	3	8.5	2	1	3.1	1
Rheumatic fever (400-402)	4	0.8	1	3
Chronic rheumatic heart disease (410-416)	21	4.1	17	4	...	1	2.8	1
Arteriosclerotic and degenerative heart disease (420-422)	1070	207.0	1001	64	5	139	392.7	124	14	1	94	287.7	88	3	3
Other diseases of heart (430-434)	85	16.4	74	11	...	12	33.9	10	1	1	5	15.3	4	1	...
Hypertension with heart disease (440-443)	54	10.4	39	15	...	15	42.4	11	4	...	8	24.5	7	1	...
Hypertension without mention of heart (444-447)	21	4.1	16	5	...	5	14.1	4	1	...	1	3.1	1
Influenza (480-483)	9	1.7	6	3	...	2	5.6	2	8	24.5	8
Pneumonia (490-493)	116	22.4	103	10	3	18	50.8	14	2	2
Bronchitis (500-502)	14	2.7	11	3	...	3	8.5	3	1	3.1	1
Ulcer of stomach and duodenum (540, 541)	26	5.0	26	1	2.8	1
Appendicitis (550-553)	4	0.8	3	1
Intestinal obstruction and hernia (560, 561, 570)	22	4.3	19	3	...	5	14.1	4	...	1
Gastritis, duodenitis, enteritis and colitis, except diarrhea of the newborn (543, 571, 572)	16	3.1	13	2	1	3	8.5	2	1	...	10	31.1	1	...	5
Cirrhosis of liver (581)	55	10.6	47	8	...	2	5.6	3	1	...	3	9.2	3
Nephritis and nephrosis (590-594)	28	5.4	13	14	1	4	11.3	3	1	3.1	1
Hyperplasia of prostate (610)	4	0.8	4
Complications of pregnancy, childbirth and the puerperium (640-689)**	2	2.0	2	1	16.6	1	4	12.2	4
Congenital malformations (750-759)	49	9.5	44	3	2	2	5.6	1	1	...	2	6.1	2
Birth injuries, postnatal asphyxia and atelectasis (760-762)	69	13.3	55	13	1	4	11.3	4	2	6.1	2
Infections of the newborn (763-768)	8	1.5	6	2	...	1	2.8	2	6.1	2
Other diseases peculiar to early infancy and immaturity unqualified (769-776)	83	16.1	57	25	1	10	28.2	10	4	12.2	3	1	...
Senility without mention of psychosis, ill-defined and unknown causes (780-795)	251	48.5	204	43	4	13	36.7	11	1	1	30	91.8	28	...	2
All other diseases (Residual)	369	71.4	314	46	9	47	132.8	42	3	1	8	24.5	6	...	2
Motor-vehicle accidents (E810-E835)	141	27.3	120	19	2	11	31.1	7	11	33.7	9	1	1
All other accidents (E800-E802, E840-E962)	131	25.3	114	13	4	5	14.1	5	7	21.4	7
Suicide and self-inflicted injury (E963, E970-E979)	53	10.3	53
Homicide and operations of war (E964, E965, E980-E999)	37	7.2	17	19	1	2	5.6	2

TABLE VIII. (a) RESIDENT BIRTHS, DEATHS, AND DEATHS BY IMPORTANT CAUSES, NUMBER AND RATE BY COUNTY, AND NUMBER BY COUNTY AND RACE, OKLAHOMA, 1965 (continued)

	OTTAWA			PAWNEE			PAYNE								
	TOTAL		RACE	TOTAL		RACE	TOTAL		RACE						
	NO.	RATE	NO.	NO.	NO.	RATE	NO.	NO.	NO.						
Estimated population, July 1, 1965	27,600			10,100			45,400								
Live births*	433	15.7	417	1	15	133	13.2	115	5	13	664	14.6	624	23	17
Physician in hospital	418	...	403	1	14	132	...	114	5	13	655	...	615	23	17
Physician not in hospital	15	...	14	...	1	1	...	1	7	...	7
Midwife, other, or unknown	2	...	2
Stillbirths*	8	18.5	8	2	15.0	2	5	7.5	5
Physician in hospital	8	...	8	2	...	2	5	...	5
Physician not in hospital
Midwife, other, or unknown
Total deaths, all causes*	364	13.2	355	...	9	163	16.1	153	2	8	361	8.0	351	10	...
Deaths under 1 year*	4	9.2	4	3	22.6	2	...	1	10	15.1	8	2	...
Deaths under 1 month*	2	4.6	2	2	15.0	1	7	10.5	6	1	...
Tuberculosis of respiratory system (001-008)	3	10.9	3
Tuberculosis, other forms (010-019)
Syphilis and its sequelae (020-029)
Typhoid fever (040)
Dysentery, all forms (045-048)
Scarlet fever and streptococcal sore throat (050, 051)
Diphtheria (055)
Whooping cough (056)
Meningococcal infections (057)	1	2.2	1
Acute poliomyelitis (080)
Smallpox (084)
Measles (085)
Typhus and other rickettsial diseases (100-108)
Malaria (110-117)
All other diseases classified as infective and parasitic (030-039, 041, 042, 044, 049, 052-054, 059-074, 081-083, 086-096, 120-138)	1	9.9	1
Malignant neoplasms, including neoplasms of lymphatic and hematopoietic tissues (140-205)	60	217.4	58	...	2	27	267.3	24	...	3	73	160.8	70	3	...
Benign and unspecified neoplasms (210-239)	1	3.6	1
Diabetes mellitus (260)	4	14.5	3	...	1	4	39.6	3	1	...	2	4.4	2
Anemias (290-293)	1	3.6	1										

TABLE VIII. (a) RESIDENT BIRTHS, DEATHS, AND DEATHS BY IMPORTANT CAUSES, NUMBER AND RATE BY COUNTY, AND NUMBER BY COUNTY AND RACE, OKLAHOMA, 1965 (continued)

	PITTSBURG					PONTOTOC					POTTAWATOMIE				
	TOTAL		RACE			TOTAL		RACE			TOTAL		RACE		
	NO.	RATE	WH	NEG	IND	NO.	RATE	WH	NEG	IND	NO.	RATE	WH	NEG	IND
Estimated population, July 1, 1965	33,000					27,750					41,750				
Live births*	577	17.5	510	42	25	397	14.3	332	28	37	623	14.9	531	37	55
Physician in hospital	568	...	503	40	25	396	...	332	27	37	622	...	530	37	55
Physician not in hospital	6	...	6	1	1	...	1	...	1
Midwife, other, or unknown	3	...	1	2	...	3	...	3	9	14.4	7	...	2
Stillbirths*	4	6.9	3	1	...	4	...	3	8	...	6	...	2
Physician in hospital	4	...	3	1	...	3	...	3	1	...	1
Physician not in hospital
Midwife, other, or unknown
Total deaths, all causes*	426	12.9	389	31	6	341	12.3	321	12	8	505	12.1	484	10	11
Deaths under 1 year†	9	15.6	8	1	...	7	17.6	7	23	36.9	22	1	...
Deaths under 1 month‡	6	10.4	5	1	...	2	5.0	2	16	25.7	15	1	...
Tuberculosis of respiratory system (001-008)	5	15.2	4	1	3	7.2	3
Tuberculosis, other forms (010-019)	1	3.0	...	1
Syphilis and its sequelae (020-029)
Typhoid fever (040)
Dysentery, all forms (045-048)
Scarlet fever and streptococcal sore throat (050, 051)
Diphtheria (055)	1	2.4	1
Whooping cough (056)
Meningococcal infections (057)
Acute poliomyelitis (080)
Smallpox (084)
Measles (085)
Typhus and other rickettsial diseases (100-108)
Malaria (110-117)
All other diseases classified as infective and parasitic (030-039, 041, 042, 044, 049, 052-054, 059-074, 081-083, 086-096, 120-138)	2	7.2	2
Malignant neoplasms, including neoplasms of lymphatic and hematopoietic tissues (140-205)	48	145.5	44	1	3	48	173.0	48	81	194.0	79	1	1
Benign and unspecified neoplasms (210-239)	7	3.0	1	3	10.8	3	1	2.4	1	...	1
Diabetes mellitus (260)	1	21.2	7	1	3.6	1	7	16.8	6	...	1
Anemias (290-293)	3	9.1	2	1	1	2.4	1
Vascular lesions affecting central nervous system (330-334)	76	230.3	69	6	1	75	270.3	69	4	2	102	244.3	101	1	...
Nonmeningococcal meningitis (340)	2	6.1	2
Rheumatic fever (400-402)	2	6.1	2	3	10.8	3	3	7.2	2	...	1
Chronic rheumatic heart disease (410-416)
Arteriosclerotic and degenerative heart disease (420-422)	133	403.0	121	12	...	95	342.3	91	3	1	161	385.6	155	4	2
Other diseases of heart (430-434)	9	27.3	9	8	28.8	6	1	1	3	7.2	2	1	...
Hypertension with heart disease (440-443)	11	33.3	9	2	...	9	32.4	9	5	12.0	5
Hypertension without mention of heart (444-447)	4	12.1	4	2	7.2	2	1	2.4	1
Influenza (480-483)	19	57.6	18	1	...	9	32.4	7	2	...	15	35.9	12	...	3
Pneumonia (490-493)	2	6.1	2	3	10.8	3	2	4.8	2
Bronchitis (500-502)	1	3.0	1	3	10.8	3	1	2.4	1
Ulcer of stomach and duodenum (540, 541)
Appendicitis (550-553)	2	4.8	2
Intestinal obstruction and hernia (560, 561, 570)	3	9.1	3	3	10.8	3	1	2.4	1
Gastritis, duodenitis, enteritis and colitis, except diarrhea of the newborn (543, 571, 572)	3	9.1	3	2	7.2	2	4	9.6	4
Cirrhosis of liver (581)	2	6.1	2	3	10.8	3	2	4.8	1	1	...
Nephritis and nephrosis (590-594)	5	15.2	5	5	18.0	3	...	1	3	7.2	2	...	1
Hyperplasia of prostate (610)	1	3.6
Complications of pregnancy, childbirth and the puerperium (640-689)++	4	14.4	4	6	14.4	6
Congenital malformations (750-759)	1	3.0	1	5	12.0	5
Birth injuries, postnatal asphyxia and atelectasis (760-762)	1	3.0	1
Infections of the newborn (763-768)	1	3.0	1	8	19.2	7	1	...
Other diseases peculiar to early infancy and immaturity unqualified (769-776)	2	6.1	2	1	3.6	1	7	16.8	7
Senility without mention of psychosis, ill-defined and unknown causes (780-795)	7	21.2	5	2	...	1	3.6	1	43	103.0	41	1	1
All other diseases (Residual)	46	139.4	43	3	...	40	144.1	40	12	28.7	12
Motor-vehicle accidents (E810-E835)	12	36.4	10	9	32.4	8	1	...	19	45.5	18	...	1
All other accidents (E800-E802, E840-E962)	18	54.5	18	4	14.4	3	5	12.0	5	...	1
Suicide and self-inflicted injury (E963, E970-E979)	1	3.0	1	6	21.6	6	1	2.4	1
Homicide and operations of war (E964, E965, E980-E999)	1	3.6

TABLE VIII. (a) RESIDENT BIRTHS, DEATHS, AND DEATHS BY IMPORTANT CAUSES, NUMBER AND RATE BY COUNTY, AND NUMBER BY COUNTY AND RACE, OKLAHOMA, 1965 (continued)

	PUSHMATAHA					ROGER MILLS					ROGERS				
	TOTAL		RACE			TOTAL		RACE			TOTAL		RACE		
	NO.	RATE	WH	NEG	IND	NO.	RATE	WH	NEG	IND	NO.	RATE	WH	NEG	IND
Estimated population, July 1, 1965	8,450					4,550					21,500				
Live births*	162	19.2	134	5	23	63	13.8	50	...	13	326	15.2	304	3	19
Physician in hospital	152	...	127	3	22	62	...	49	...	13	326	...	304	3	19
Physician not in hospital	10	...	7	2	1	1	...	1
Midwife, other, or unknown
Stillbirths*	3	18.5	2	1	...	1	15.9	1	5	15.3	4	...	1
Physician in hospital	3	...	2	1	...	1	...	1	5	...	4	...	1
Physician not in hospital
Midwife, other, or unknown
Total deaths, all causes*	139	16.4	131	3	5	54	11.9	50	...	4	226	10.5	210	10	6
Deaths under 1 year†	7	43.2	6	1	...	2	31.7	2	12	36.8	12
Deaths under 1 month‡	4	24.7	3	1	7	21.5	7
Tuberculosis of respiratory system (001-008)	2	9.3	2
Tuberculosis, other forms (010-019)	1	22.0	1
Syphilis and its sequelae (020-029)
Typhoid fever (040)
Dysentery, all forms (045-048)	1	22.0	1
Scarlet fever and streptococcal sore throat (050, 051)
Diphtheria (055)	1	4.7	1
Whooping cough (056)
Meningococcal infections (057)
Acute poliomyelitis (080)
Smallpox (084)
Measles (085)
Typhus and other rickettsial diseases (100-108)
Malaria (110-117)
All other diseases classified as infective and parasitic (030-039, 041, 042, 044, 049, 052-054, 059-074, 081-083, 086-096, 120-138)
Malignant neoplasms, including neoplasms of lymphatic and hematopoietic tissues (140-205)	18	213.0	17	1	...	8	175.8	7	...	1	29	134.9	26	1	2
Benign and unspecified neoplasms (210-239)
Diabetes mellitus (260)	1	11.8	1	1	22.0	1	2	9.3	1	...	1
Anemias (290-293)
Vascular lesions affecting central nervous system (330-334)	22	260.4	22	...											

TABLE VIII. (a) RESIDENT BIRTHS, DEATHS, AND DEATHS BY IMPORTANT CAUSES, NUMBER AND RATE BY COUNTY, AND NUMBER BY COUNTY AND RACE, OKLAHOMA, 1965 (continued)

	SEMINOLE					SEQUOYAH					STEPHENS				
	TOTAL		RACE			TOTAL		RACE			TOTAL		RACE		
	NO.	RATE	WH	NEG	IND	NO.	RATE	WH	NEG	IND	NO.	RATE	WH	NEG	IND
Estimated population, July 1, 1965	25,500					17,975					40,000				
Live births*	435	17.1	288	55	92	416	23.1	353	26	37	488	12.2	459	24	5
Physician in hospital	426	...	288	46	92	406	...	345	24	37	487	...	458	24	5
Physician not in hospital	1	1	...	2	...	2	1	...	1
Midwife, other, or unknown	8	8	...	8	...	6	2	...	7	...	7
Stillbirths*	4	9.2	1	1	2	5	12.0	5	7	...	7
Physician in hospital	4	...	1	1	2	4	...	4	7	...	7
Physician not in hospital	1	...	1
Midwife, other, or unknown
Total deaths, all causes*	327	12.8	263	44	20	210	11.7	185	14	11	387	9.7	376	8	3
Deaths under 1 year†	14	32.2	6	6	2	9	21.6	7	...	2	5	10.2	5
Deaths under 1 month†	8	18.4	3	4	1	6	14.4	5	...	1	2	5.0	2
Tuberculosis of respiratory system (001-008)	1	3.9	1	2.5	1
Tuberculosis, other forms (010-019)	1	2.5	1
Syphilis and its sequelae (020-029)
Typhoid fever (040)
Dysentery, all forms (045-048)	2	7.8	2
Scarlet fever and streptococcal sore throat (050, 051)
Diphtheria (055)
Whooping cough (056)
Meningococcal infections (057)
Acute poliomyelitis (080)
Smallpox (084)
Measles (085)
Typhus and other rickettsial diseases (100-108)
Malaria (110-117)
All other diseases classified as infective and parasitic (030-039, 041, 042, 044, 049, 052-054, 059-074, 081-083, 086-096, 120-138)	2	7.8	1	...	1	3	16.7	3	1	2.5	...	1	...
Malignant neoplasms, including neoplasms of lymphatic and hematopoietic tissues (140-205)	54	211.8	46	7	1	39	217.0	37	2	...	70	175.0	70
Benign and unspecified neoplasms (210-239)	1	3.9	1	2	5.0	2
Diabetes mellitus (260)	5	19.6	3	2	...	3	16.7	3	5	12.5	5
Anemias (290-293)	1	2.5	1
Vascular lesions affecting central nervous system (330-334)	38	149.0	29	9	...	30	166.9	24	3	3	44	110.0	43	1	...
Nonmeningococcal meningitis (340)	1	5.6	1
Rheumatic fever (400-402)	2	11.1	2	3	7.5	3
Chronic rheumatic heart disease (410-416)	1	3.9	1
Arteriosclerotic and degenerative heart disease (420-422)	102	400.0	88	8	6	68	378.3	62	5	1	115	287.5	113	2	...
Other diseases of heart (430-434)	11	43.1	10	1	...	1	5.6	1	20	50.0	19	1	...
Hypertension with heart disease (440-443)	15	58.8	14	1	...	6	33.4	6	9	22.5	9
Hypertension without mention of heart (444-447)	4	15.7	3	...	1	1	5.6	1	7	17.5	7
Influenza (480-483)	1	3.9	...	1	...	10	55.6	7	1	2	7	17.5	6	...	1
Pneumonia (490-493)	5	19.6	3	2	2	5.0	2
Bronchitis (500-502)	3	11.8	3	1	5.6	1
Ulcer of stomach and duodenum (540, 541)
Appendicitis (550-553)	1	3.9	1
Intestinal obstruction and hernia (560, 561, 570)
Gastritis, duodenitis, enteritis and colitis, except diarrhea of the newborn (543, 571, 572)	1	3.9	1	5	12.5	4	...	1
Cirrhosis of liver (581)	3	11.8	3	1	5.6	1	4	10.0	4
Nephritis and nephrosis (590-594)	3	11.8	3	1	5.6	1	3	7.5	3
Hyperplasia of prostate (610)
Complications of pregnancy, childbirth and the puerperium (640-689)++	1	23.0	1	2	5.0	2
Congenital malformations (750-759)	1	3.9
Birth injuries, postnatal asphyxia and atelectasis (760-762)	3	11.8	1	1	1	3	16.7	2	...	1	1	2.5	1
Infections of the newborn (763-768)
Other diseases peculiar to early infancy and immaturity unqualified (769-776)	5	19.6	2	3	...	3	16.7	3	3	7.5	3
Senility without mention of psychosis, ill-defined and unknown causes (780-795)	9	35.3	4	1	4	1	5.6	1	4	10.0	4
All other diseases (Residual)	30	117.6	26	3	1	15	83.4	12	1	2	51	127.5	50	...	1
Motor-vehicle accidents (E810-E835)	11	43.1	8	3	...	10	55.6	9	1	...	12	30.0	12
All other accidents (E800-E802, E840-E962)	9	35.3	7	1	1	6	33.4	4	1	1	10	25.0	7	3	...
Suicide and self-inflicted injury (E963, E970-E979)	1	3.9	1	1	2.5	1
Homicide and operations of war (E964, E965, E980-E999)	4	15.7	1	1	2	4	22.3	4	1	2.5	1

TABLE VIII. (a) RESIDENT BIRTHS, DEATHS, AND DEATHS BY IMPORTANT CAUSES, NUMBER AND RATE BY COUNTY, AND NUMBER BY COUNTY AND RACE, OKLAHOMA, 1965 (continued)

	TEXAS					TILLMAN					TULSA				
	TOTAL		RACE			TOTAL		RACE			TOTAL		RACE		
	NO.	RATE	WH	NEG	IND	NO.	RATE	WH	NEG	IND	NO.	RATE	WH	NEG	IND
Estimated population, July 1, 1965	14,400					14,100					383,000				
Live births*	265	18.4	261	...	4	257	18.2	186	65	6	6740	17.6	5814	777	149
Physician in hospital	263	...	259	...	4	254	...	184	64	6	6709	...	5795	765	149
Physician not in hospital	2	...	2	1	...	1	13	...	9	4	...
Midwife, other, or unknown	2	...	1	1	...	18	...	10	8	...
Stillbirths*	4	15.1	4	4	15.6	1	3	...	79	11.7	65	10	4
Physician in hospital	4	...	4	4	...	1	3	...	76	...	64	8	4
Physician not in hospital	3	...	1	2	...
Midwife, other, or unknown
Total deaths, all causes*	122	8.5	122	184	13.0	160	23	1	2987	7.8	2659	311	17
Deaths under 1 year†	6	22.6	6	9	35.0	6	3	...	145	21.5	117	26	2
Deaths under 1 month†	6	22.6	6	6	23.3	5	1	...	111	16.5	92	17	2
Tuberculosis of respiratory system (001-008)	2	14.2	2	11	2.9	7	4	...
Tuberculosis, other forms (010-019)	2	0.5	2
Syphilis and its sequelae (020-029)	8	2.1	5	3	...
Typhoid fever (040)
Dysentery, all forms (045-048)
Scarlet fever and streptococcal sore throat (050, 051)	1	6.9	1
Diphtheria (055)
Whooping cough (056)	2	0.5	1	1	...
Meningococcal infections (057)	1	7.1	1
Acute poliomyelitis (080)
Smallpox (084)
Measles (085)
Typhus and other rickettsial diseases (100-108)
Malaria (110-117)
All other diseases classified as infective and parasitic (030-039, 041, 042, 044, 049, 052-054, 059-074, 081-083, 086-096, 120-138)	12	3.1	11	1	...
Malignant neoplasms, including neoplasms of lymphatic and hematopoietic tissues (140-205)	17	118.1	17	32	227.0	27	4	1	523	136.6	479	42	2
Benign and unspecified neoplasms (210-239)	1	6.9	1	9	9	2.3	8	1	...
Diabetes mellitus (260)	2	13.9	2	3	21.3	2	1	...	45	11.7	34	11	...
Anemias (290-293)	1	6.9	1	5	1.3	5	5	1.3	5</		

TABLE VIII. (a) RESIDENT BIRTHS, DEATHS, AND DEATHS BY IMPORTANT CAUSES, NUMBER AND RATE BY COUNTY, AND NUMBER BY COUNTY AND RACE, OKLAHOMA, 1965 (continued)

	WAGONER					WASHINGTON					WASHITA				
	TOTAL		RACE			TOTAL		RACE			TOTAL		RACE		
	NO.	RATE	WH	NEG	IND	NO.	RATE	WH	NEG	IND	NO.	RATE	WH	NEG	IND
Estimated population, July 1, 1965	15,525					47,900					18,875				
Live births*	272	17.5	235	27	10	632	3.2	605	21	6	415	22.0	394	17	4
Physician in hospital	264	...	234	20	10	632	...	605	21	6	404	...	383	17	4
Physician not in hospital	2	...	1	1	10	...	10
Midwife, other, or unknown	6	6	2	4.8	2
Stillbirths*	1	3.7	1	5	7.9	5	1	...	1
Physician in hospital	1	...	1	5	...	5	1	...	1
Physician not in hospital
Midwife, other, or unknown
Total deaths, all causes*	155	10.0	129	25	1	363	7.6	343	18	2	132	7.0	130	1	1
Deaths under 1 year*	6	22.1	6	20	31.6	19	1	...	7	16.9	7
Deaths under 1 month*	5	18.4	5	17	26.9	16	1	...	5	12.0	5
Tuberculosis of respiratory system (001-008)	2	12.9	2	1	2.1	1	1	5.3	1
Tuberculosis, other forms (010-019)	1	2.1	1
Syphilis and its sequelae (020-029)
Typhoid fever (040)
Dysentery, all forms (045-048)
Scarlet fever and streptococcal sore throat (050, 051)
Diphtheria (055)	1	2.1	1
Whooping cough (056)
Meningococcal infections (057)
Acute poliomyelitis (080)
Smallpox (084)
Measles (085)
Typhus and other rickettsial diseases (100-108)
Malaria (110-117)
All other diseases classified as infective and parasitic (030-039, 041, 042, 044, 049, 052-054, 059-074, 081-083, 086-096, 120-138)
Malignant neoplasms, including neoplasms of lymphatic and hematopoietic tissues (140-205)	24	154.6	23	1	...	60	125.3	59	1	...	14	74.2	14
Benign and unspecified neoplasms (210-239)	2	12.9	1	1	...	2	4.2	2	1	5.3	1
Diabetes mellitus (260)	1	6.4	1	13	27.1	11	1	1	5	26.5	5
Anemias (290-293)	1	6.4	1	2	4.2	2
Vascular lesions affecting central nervous system (330-334)	20	128.8	14	6	...	51	106.5	43	7	1	15	79.5	14	1	...
Nonmeningococcal meningitis (340)
Rheumatic fever (400-402)
Chronic rheumatic heart disease (410-416)
Arteriosclerotic and degenerative heart disease (420-422)	53	341.4	43	10	...	111	231.7	106	5	...	46	243.7	46
Other diseases of heart (430-434)	3	19.3	3	5	10.4	5	1	5.3	1
Hypertension with heart disease (440-443)	6	38.6	4	2	...	4	8.4	3	1	...	5	26.5	4	1	...
Hypertension without mention of heart (444-447)	2	12.9	2	1	2.1	1	2	10.6	2
Influenza (480-483)	3	19.3	3	7	14.6	7	5	26.5	5
Pneumonia (490-493)	1	6.4	1	1	2.1	1	1	5.3	1
Bronchitis (500-502)	2	12.9	2	5	10.4	5	1	5.3	1
Ulcer of stomach and duodenum (540, 541)
Appendicitis (550-553)
Intestinal obstruction and hernia (560, 561, 570)	4	8.4	4	1	5.3	1
Gastritis, duodenitis, enteritis and colitis, except diarrhea of the newborn (543, 571, 572)	1	2.1	1	1	5.3	1
Cirrhosis of liver (581)	1	6.4	1	2	4.2	2	3	15.9	3
Nephritis and nephrosis (590-594)	1	6.4	1	3	6.3	3
Hyperplasia of prostate (610)	2	4.2	2
Complications of pregnancy, childbirth and the puerperium (640-689)**	3	15.9	3
Congenital malformations (750-759)	1	6.4	1	8	16.7	8
Birth injuries, postnatal asphyxia and atelectasis (760-762)	1	6.4	1	5	10.4	4	1
Infections of the newborn (763-768)	3	15.9	3
Other diseases peculiar to early infancy and immaturity unqualified (769-776)	4	25.8	4	5	10.4	5	1	5.3	1
Senility without mention of psychosis, ill-defined and unknown causes (780-795)	2	12.9	2	4	8.4	3	1	...	3	15.9	3
All other diseases (Residual)	14	90.2	14	39	81.4	39	6	31.8	6
Motor-vehicle accidents (E810-E835)	4	25.8	2	2	...	6	12.5	6	13	68.9	13
All other accidents (E800-E802, E840-E962)	8	51.5	6	2	...	12	25.1	12	1	5.3	1
Suicide and self-inflicted injury (E963, E970-E979)	6	12.5	5	1
Homicide and operations of war (E964, E965, E980-E999)

TABLE VIII. (a) RESIDENT BIRTHS, DEATHS, AND DEATHS BY IMPORTANT CAUSES, NUMBER AND RATE BY COUNTY, AND NUMBER BY COUNTY AND RACE, OKLAHOMA, 1965 (continued)

	WOODS					WOODWARD				
	TOTAL		RACE			TOTAL		RACE		
	NO.	RATE	WH	NEG	IND	NO.	RATE	WH	NEG	IND
Estimated population, July 1, 1965	11,500					14,100				
Live births*	154	13.4	154	216	15.3	214	...	2
Physician in hospital	154	...	154	213	...	211	...	2
Physician not in hospital	2	...	3
Midwife, other, or unknown
Stillbirths*	1	6.5	1	5	23.1	5
Physician in hospital	1	...	1	5	...	5
Physician not in hospital
Midwife, other, or unknown
Total deaths, all causes*	134	11.7	134	142	10.1	142
Deaths under 1 year*	2	13.0	2	5	23.1	5
Deaths under 1 month*	2	13.0	2	3	13.9	3
Tuberculosis of respiratory system (001-008)
Tuberculosis, other forms (010-019)
Syphilis and its sequelae (020-029)
Typhoid fever (040)
Dysentery, all forms (045-048)
Scarlet fever and streptococcal sore throat (050, 051)
Diphtheria (055)
Whooping cough (056)
Meningococcal infections (057)
Acute poliomyelitis (080)
Smallpox (084)
Measles (085)
Typhus and other rickettsial diseases (100-108)
Malaria (110-117)
All other diseases classified as infective and parasitic (030-039, 041, 042, 044, 049, 052-054, 059-074, 081-083, 086-096, 120-138)
Malignant neoplasms, including neoplasms of lymphatic and hematopoietic tissues (140-205)	23	200.0	23	23	163.1	23
Benign and unspecified neoplasms (210-239)
Diabetes mellitus (260)	1	8.7	1	2	14.2	2
Anemias (290-293)	3	26.1	3
Vascular lesions affecting central nervous system (330-334)	14	121.7	14	13	92.2	13
Nonmeningococcal meningitis (340)	1	7.1	1
Rheumatic fever (400-402)	1	7.1	1
Chronic rheumatic heart disease (410-416)
Arteriosclerotic and degenerative heart disease (420-422)	41	356.5	41	50	354.6	50
Other diseases of heart (430-434)	10	87.0	10	8	56.7	8
Hypertension with heart disease (440-443)	2	17.4	2	6	42.6	6
Hypertension without mention of heart (444-447)	1	7.1	1
Influenza (480-483)	1	7.1	1
Pneumonia (490-493)	2	17.4	2	3	21.3	3
Bronchitis (500-502)
Ulcer of stomach and duodenum (540, 541)
Appendicitis (550-553)
Intestinal obstruction and hernia (560, 561, 570)	2	17.4	2	1				

TABLE IX. (a) RESIDENT BIRTHS, DEATHS AND DEATHS BY IMPORTANT CAUSES, NUMBER AND RATE BY COUNTY, AND NUMBER BY COUNTY AND RACE, OKLAHOMA, 1965

	OKLAHOMA CITY					TULSA CITY					LAWTON CITY				
	TOTAL		RACE			TOTAL		RACE			TOTAL		RACE		
	NO.	RATE	WH.	NEG.	IND.	NO.	RATE	WH.	NEG.	IND.	NO.	RATE	WH.	NEG.	IND.
Estimated population, July 1, 1965	385,000					287,500					70,000				
Live births*	7729	20.1	6147	1391	191	5309	18.5	4473	719	117	2123	30.3	1788	268	67
Physician in hospital	7671	...	6098	1382	191	5286	...	4459	710	117	2117	...	1787	263	67
Physician not in hospital	30	...	24	6	...	12	...	7	5	...	4	...	1	4	...
Midwife, other, or unknown	28	...	25	3	...	62	11.7	49	9	4	26	12.2	21	5	...
Stillbirths*	133	17.2	97	30	6	59	...	48	7	4	25	...	20	5	...
Physician in hospital	128	...	93	29	6	3	...	1	2	...	1	...	1
Physician not in hospital	5	...	4	1
Midwife, other, or unknown
Total deaths, all causes*	3306	8.6	2871	400	35	2505	8.7	2207	290	8	390	5.6	340	47	3
Deaths under 1 year*	209	27.0	143	62	4	119	22.4	92	25	2	44	20.7	35	8	1
Deaths under 1 month*	149	19.3	108	39	2	92	17.3	73	17	2	33	15.5	27	5	1
Tuberculosis of respiratory system (001-008)	8	2.1	6	1	1	10	3.5	6	4	...	2	2.9	2
Tuberculosis, other forms (010-019)	1	0.3	1	2	0.7	2	2	2.9	2
Syphilis and its sequelae (020-029)	3	0.8	3	8	2.8	5	3
Typhoid fever (040)	1	0.3	1
Dysentery, all forms (045-048)
Scarlet fever and streptococcal sore throat (050, 051)	1	0.3	1	1	1.4	1
Diphtheria (055)
Whooping cough (056)
Meningococcal infections (057)
Acute poliomyelitis (080)
Smallpox (084)
Measles (085)
Typhus and other rickettsial diseases (100-108)
Malaria (110-117)
All other diseases classified as infective and parasitic (030-039, 041, 042, 044, 049, 052-054, 059-074, 081-083, 086-096, 120-138)	9	2.3	6	3	...	12	4.2	11	1	...	3	4.3	2	1	...
Malignant neoplasms, including neoplasms of lymphatic and hematopoietic tissues (140-205)	553	143.6	489	56	8	435	151.3	393	41	1	61	87.1	55	5	1
Benign and unspecified neoplasms (210-239)	8	2.1	7	1	...	7	2.4	6	1	...	4	5.7	4
Diabetes mellitus (260)	40	10.4	32	8	...	41	14.3	31	10	...	1	1.4	1
Anemias (290-293)	5	1.3	4	1	...	4	1.4	4
Vascular lesions affecting central nervous system (330-334)	369	95.8	329	39	1	315	109.6	279	35	1	48	68.6	45	3	...
Nonmeningococcal meningitis (340)	7	1.8	6	1	...	6	2.1	5	1	...	1	1.4	1
Rheumatic fever (400-402)	3	0.8	3	13	4.5	10	3
Chronic rheumatic heart disease (410-416)	15	3.9	12	3
Arteriosclerotic and degenerative heart disease (420-422)	897	233.0	842	51	4	791	275.1	711	79	1	103	147.1	93	10	...
Other diseases of heart (430-434)	74	19.2	64	10	...	52	18.1	47	5	...	4	5.7	4
Hypertension with heart disease (440-443)	48	12.5	34	14	...	46	16.0	37	9	...	1	1.4	1
Hypertension without mention of heart (444-447)	20	5.2	15	5	...	14	4.9	11	3
Influenza (480-483)	6	1.6	4	2	...	3	1.0	2	1	...	12	17.1	8	4	...
Pneumonia (490-493)	97	25.2	84	10	3	85	29.6	76	9
Bronchitis (500-502)	13	3.4	10	3	...	6	2.1	4	2	...	4	5.7	4
Ulcer of stomach and duodenum (540, 541)	19	4.9	19	21	7.3	21	1	1.4
Appendicitis (550-553)	2	0.5	2	3	1.0	3	3	4.3	3
Intestinal obstruction and hernia (560, 561, 570)	16	4.2	14	2	...	8	2.8	7	1
Gastritis, duodenitis, enteritis and colitis, except diarrhea of the newborn (543, 571, 572)	13	3.4	10	2	1	7	2.4	6	1	...	8	11.4	8
Cirrhosis of liver (581)	50	13.0	42	8	...	35	12.2	29	5	...	3	4.3	1	2	...
Nephritis and nephrosis (590-594)	27	7.0	12	14	1	29	10.1	21	8	...	3	4.3	2	1	...
Hyperplasia of prostate (610)	4	1.0	4	3	1.0	3
Complications of pregnancy, childbirth and the puerperium (640-689)++	2	2.6	2	1	1.9	...	1
Congenital malformations (750-759)	35	9.1	31	3	1	31	10.8	28	2	...	6	8.6	5	1	...
Birth injuries, postnatal asphyxia and atelectasis (760-762)	60	15.6	46	13	1	28	9.7	21	7	...	1	1.4	1
Infections of the newborn (763-768)	3	0.8	1	2	...	3	1.0	1	2	...	24	34.3	18	5	1
Other diseases peculiar to early infancy and immaturity unqualified (769-776)	64	16.6	41	23	...	44	15.3	32	11	...	5	7.1	5
Senility without mention of psychosis, ill-defined and unknown causes (780-795)	220	57.1	184	33	3	16	5.6	15	1	...	31	44.3	24	6	1
All other diseases (Residual)	308	80.0	261	41	6	223	77.6	200	22	...	22	31.4	22
Motor-vehicle accidents (E810-E835)	118	30.6	100	17	1	77	26.8	72	4	...	16	22.9	14	2	...
All other accidents (E800-E802, E840-E962)	115	29.9	99	13	3	72	25.0	61	11	...	3	4.3	3
Suicide and self-inflicted injury (E963, E970-E979)	39	10.1	39	42	14.6	40	2	...	5	7.1	4	1	...
Homicide and operations of war (E964, E965, E980-E999)	34	8.8	15	18	1	11	3.8	6	5

TABLE II. (b) RECORDED BIRTHS, STILLBIRTHS, DEATHS, INFANT AND NEONATAL DEATHS, NUMBER AND RATE, BY COUNTY, OKLAHOMA, 1966

COUNTY	BIRTHS		STILLBIRTHS		DEATHS		INFANT DEATHS		NEONATAL DEATHS	
	Number	Rate	Number	Rate	Number	Rate	Number	Rate	Number	Rate
ENTIRE STATE	39,155	15.8	475	12.1	24,293	9.8	917	23.4	653	16.7
ADAIR	133	9.6	1	7.5	103	7.4	4	30.1	2	15.0
ALFALFA	18	2.1	84	9.9	1	55.6	1	55.6
ATOKA	97	8.8	2	20.6	91	8.3	3	30.9
BEAVER	104	15.1	1	9.6	61	8.8
BECKHAM	228	13.3	233	13.5	6	26.3	5	21.9
BLAINE	154	12.3	3	19.5	168	13.4	4	26.0	3	19.5
BRYAN	270	10.4	3	11.1	289	11.2	7	25.9	6	22.2
CADDO	197	6.4	1	5.1	244	8.0	9	45.7	3	15.2
CANADIAN	166	5.3	5	30.1	228	7.3	2	12.0	1	6.0
CARTER	627	16.3	6	9.6	534	13.9	10	15.9	5	8.0
CHEROKEE	503	25.4	9	17.9	183	9.2	9	17.9	5	9.9
CHOCTAW	252	15.6	1	4.0	246	15.2	8	31.7	6	23.8
CIMARRON	51	11.9	1	19.6	34	7.9	2	39.2	2	39.2
CLEVELAND	979	13.8	10	10.2	437	6.2	10	10.2	7	7.2
COAL	49	8.3	63	10.7	1	20.4	1	20.4
COMANCHE	2,428	23.6	30	12.4	604	5.9	52	21.4	37	15.2
COTTON	1	0.1	34	4.7	...	1000.0	1	1000.0
CRAIG	179	10.7	1	5.6	325	19.5	4	22.3	4	22.3
CREEK	597	13.6	9	15.1	453	10.3	11	18.4	7	11.7
CUSTER	752	33.0	11	14.6	279	12.2	11	14.6	8	10.6
DELAWARE	83	5.6	1	12.0	165	11.2	3	36.1	2	24.1
DEWEY	8	1.3	29	4.8	1	125.0
ELLIS	57	11.0	2	35.1	86	16.5
GARFIELD	1,051	18.7	8	7.6	626	11.1	19	18.1	18	17.1
GARVIN	375	12.5	4	10.7	270	9.0	7	18.7	4	10.7
GRADY	316	10.5	4	12.7	281	9.3	4	12.7	2	6.3
GRANT	38	5.0
GREER	74	8.1	5	67.6	106	11.6
HARMON	86	16.2	67	12.6	1	11.6	1	11.6
HARPER	67	12.6	1	14.9	53	10.0	2	29.9
HASKELL	121	12.7	2	16.5	94	9.9
HUGHES	249	16.7	3	12.0	224	15.0	10	40.2	8	32.1
JACKSON	639	21.5	14	21.9	223	7.5	10	15.6	6	9.4
JEFFERSON	55	6.8	1	18.2	101	12.5	4	72.7	2	36.4
JOHNSTON	90	11.0	2	22.2	102	12.4	2	22.2	2	22.2
KAY	711									

TABLE III. (b) RESIDENT DEATHS BY COUNTY, BY RACE, BY SEX, OKLAHOMA, 1966

County	Total		White		Negro		Indian	
	Male	Female	Male	Female	Male	Female	Male	Female
	ENTIRE STATE	14,329	10,477	12,999	9,328	1,028	900	302
Adair	88	59	75	46	--	--	13	13
Alfalfa	81	42	81	42	--	--	--	1
Atoka	84	37	77	34	3	2	4	--
Beaver	39	36	39	36	2	2	--	--
Beckham	133	94	131	92	2	4	11	7
Blaine	107	81	87	70	9	1	2	25
Bryan	220	149	215	145	3	7	23	25
Caddo	195	152	169	120	3	3	2	4
Canadian	154	119	148	112	4	3	3	7
Carter	261	199	228	178	30	14	9	8
Cherokee	122	84	109	74	4	2	3	3
Choctaw	153	115	127	88	23	24	--	--
Cimarron	28	19	28	19	1	1	--	2
Cleveland	216	151	215	148	1	1	8	6
Coal	40	33	40	31	30	27	1	1
Comanche	343	202	305	169	4	1	1	3
Cotton	52	36	48	34	4	3	1	4
Craig	121	74	116	68	4	19	4	8
Creek	300	225	264	202	32	7	8	8
Custer	118	100	105	85	5	7	16	3
Delaware	134	68	118	65	--	--	3	1
Dewey	45	29	42	28	--	--	--	1
Ellis	44	37	44	37	9	18	--	--
Garfield	299	227	290	208	1	2	2	--
Grady	190	123	187	121	16	8	--	--
Grant	186	160	170	152	--	--	--	--
Greer	60	56	60	56	2	4	--	--
Harmon	83	55	81	51	4	2	--	--
Haskell	41	28	37	26	--	--	1	1
Hughes	37	24	37	24	1	1	9	11
Jackson	77	48	75	46	7	8	9	1
Jefferson	139	101	123	82	8	9	1	--
Johnston	147	91	138	82	1	--	--	3
Kay	69	54	68	54	2	1	5	5
Kingfisher	89	47	71	43	4	7	8	1
Kiowa	327	238	315	226	1	1	1	1
Latimer	89	47	87	45	3	6	--	2
LeFlore	98	86	95	79	1	1	1	2
Lincoln	55	33	53	30	11	1	5	3
Logan	222	150	206	146	11	6	--	2
Love	154	113	143	105	11	24	--	--
McCain	138	136	110	112	28	3	--	--
McCurtain	40	34	35	31	5	4	1	--
McIntosh	70	42	69	38	--	23	13	8
Major	70	42	69	38	27	4	5	3
Marshall	185	115	145	84	10	13	--	--
Martineau	87	78	72	62	--	--	--	2
Murray	35	27	35	27	2	--	4	9
Muskogee	57	39	51	37	1	1	10	--
Noble	150	102	139	92	2	2	--	6
Nowata	84	66	64	44	92	82	4	1
Okfuskee	409	322	313	234	1	5	4	1
Oklahoma	78	59	73	53	10	6	--	1
Okmulgee	73	63	63	56	16	9	4	1
Osage	92	49	72	39	252	203	16	15
Ottawa	2,292	1,705	2,024	1,487	54	47	8	3
Pawnee	217	167	167	115	1	6	7	6
Payne	280	217	218	167	1	1	3	3
Pittsburg	180	127	172	115	--	--	5	5
Pontotoc	235	178	232	175	1	2	5	3
Pottawatomie	75	76	69	69	1	4	2	4
Pushmataha	210	162	207	155	1	20	8	7
Roger Mills	252	197	232	173	7	9	8	7
Rogers	194	147	179	131	6	11	8	2
Seminole	274	232	260	219	--	1	2	5
Sequoyah	87	51	85	45	--	--	2	2
Stephens	38	17	36	15	--	--	2	2
Texas	155	95	152	91	1	2	11	8
Tillman	203	133	169	98	23	3	8	1
Tulsa	154	87	136	83	10	2	1	--
Wagoner	239	166	234	164	4	--	1	--
Washington	71	58	70	58	12	16	1	1
Washita	104	72	91	55	184	154	20	14
Woods	1,779	1,366	1,575	1,198	59	13	1	3
Woodward	103	75	84	42	7	15	--	--
	208	161	201	142	2	--	--	--
	90	55	88	55	--	--	--	--
	105	69	105	69	--	--	--	--
	74	77	74	77	--	--	--	--

TABLE IV. (b) RESIDENT DEATHS BY INTERNATIONAL INTERMEDIATE LIST OF 150 CAUSES, NUMBER AND RATE, BY RACE, OKLAHOMA, 1966

	Total		White		Negro		Indian	
	Number	Rate	Number	Rate	Number	Rate	Number	Rate
Total deaths all causes*	24,806	10.0	22,327	9.9	1,928	11.8	551	8.5
Tuberculosis of respiratory system (001-008)	84	3.4	62	2.8	12	7.4	10	15.5
Tuberculosis of meninges and central nervous system (010)	3	0.1	2	0.1	--	--	1	1.5
Tuberculosis of intestines, peritoneum and mesenteric glands (011)	--	--	--	--	--	--	--	--
Tuberculosis of bones and joints (012, 013)	1	0.0	1	0.0	--	--	--	--
Tuberculosis, all other forms (014-019)	1	0.0	1	0.0	--	--	--	--
Congenital syphilis (020)	--	--	--	--	--	--	--	--
Early syphilis (021)	--	--	--	--	--	--	--	--
Tabes dorsalis (024)	--	--	--	--	--	--	--	--
General paralysis of insane (025)	1	0.0	1	0.0	--	--	--	--
All other syphilis (022, 023, 026-029)	30	1.2	23	1.0	7	4.3	--	--
Gonococcal infection (030-035)	--	--	--	--	--	--	--	--
Typhoid fever (040)	1	0.0	--	--	--	--	1	1.5
Paratyphoid fever and other Salmonella infections (041, 042)	2	0.1	1	0.0	1	0.6	--	--
Cholera (043)	--	--	--	--	--	--	--	--
Brucellosis (undulant fever) (044)	--	--	--	--	--	--	--	--
Dysentery, all forms (045-048)	1	0.0	--	--	--	--	1	1.5
Scarlet fever (050)	1	0.0	1	0.0	--	--	--	--
Streptococcal sore throat (051)	--	--	--	--	--	--	--	--
Erysipelas (052)	--	--	--	--	--	--	--	--
Septicemia and pyemia (053)	27	1.1	24	1.1	2	1.2	1	1.5
Diphtheria (055)	--	--	--	--	--	--	--	--
Whooping cough (056)	2	0.1	1	0.0	1	0.6	--	--
Meningococcal infections (057)	11	0.4	9	0.4	1	0.6	1	1.5
Plague (058)	--	--	--	--	--	--	--	--
Leprosy (060)	--	--	--	--	--	--	--	--
Tetanus (061)	--	--	--	--	--	--	--	--
Anthrax (062)	--	--	--	--	--	--	--	--
Acute poliomyelitis (080)	--	--	--	--	--	--	--	--
Acute infectious encephalitis (082)	6	0.2	5	0.2	1	0.6	--	--
Late effects of acute poliomyelitis and acute infectious encephalitis (081, 083)	3	0.1	3	0.1	--	--	--	--
Smallpox (084)	--	--	--	--	--	--	--	--
Measles (085)	5	0.2	3	0.1	2	1.2	--	--
Yellow fever (091)	--	--	--	--	--	--	--	--
Infectious hepatitis (092)	8	0.3	7	0.3	--	--	1	1.5
Rabies (094)	--	--	--	--	--	--	--	--
Typhus and other rickettsial diseases (100-108)	3	0.1	3	0.1	--	--	--	--
Malaria (110-117)	--	--	--	--	--	--	--	--
Schistosomiasis (123)	--	--	--	--	--	--	--	--
Hydatid disease (125)	--	--	--	--	--	--	--	--
Filariasis (127)	--	--	--	--	--	--	--	--
Ankylostomiasis (129)	--	--	--	--	--	--	--	--
Other diseases due to helminths (124, 126, 128, 130)	--	--	--	--	--	--	--	--
All other diseases classified as infective and parasitic (036-039, 049, 054, 059, 063-074, 086-090, 093, 095, 096, 120-122, 131-138)	26	1.0	26	1.2	--	--	--	--
Malignant neoplasm of buccal cavity and pharynx (140-148)	77	3.1	74	3.3	2	1.2	1	1.5
Malignant neoplasm of esophagus (150)	43	1.7	35	1.6	8	4.9	--	--
Malignant neoplasm of stomach (151)	203	8.2	177	7.9	19	11.6	7	10.8
Malignant neoplasm of intestine, except rectum (152, 153)	379	15.3	342	15.2	29	17.8	8	12.4
Malignant neoplasm of rectum (154)	97	3.9	92	4.1	4	2.5	1	1.5
Malignant neoplasm of larynx (161)	19	0.8	19	0.8	--	--	--	--
Malignant neoplasm of trachea, and of bronchus and lung not specified as secondary (162, 163)	695	28.1	652	29.0	40	24.5	3	4.6
Malignant neoplasm of breast (170)	310	12.5	285	12.7	21	12.9	4	6.2
Malignant neoplasm of cervix uteri (171)	108	4.4	89	4.0	16	9.8	3	4.6
Malignant neoplasm of other and unspecified parts of uterus (172-174)	85	3.4	74	3.3	8	4.9	3	4.6
Malignant neoplasm of prostate (177)	229	9.2	204	9.1	22	13.5	3	4.6
Malignant neoplasm of skin (190, 191)	87	3.5	84	3.7	3	1.8	--	--
Malignant neoplasm of bone and connective tissue (196, 197)	53	2.1	48	2.1	2	1.2	3	4.6

TABLE IV. (b) RESIDENT DEATHS BY INTERNATIONAL INTERMEDIATE LIST OF 150 CAUSES, NUMBER AND RATE, BY RACE, OKLAHOMA, 1966 (continued)

	Total		White		Negro		Indian	
	Number	Rate	Number	Rate	Number	Rate	Number	Rate
Malignant neoplasm of all other and unspecified sites (155-160, 164, 165, 175, 176, 178-181, 192-195, 198, 199).....	1,103	44.5	1,024	45.5	58	35.6	21	32.5
Leukemia and aleukemia (204).....	237	9.6	226	10.0	7	4.3	4	6.2
Lymphosarcoma and other neoplasms of lymphatic and hematopoietic system (200-203, 205).....	213	8.6	201	8.9	7	4.3	5	7.7
Benign neoplasms and neoplasms of unspecified nature (210-239).....	55	2.2	48	2.1	6	3.7	1	1.5
Non-toxic goiter (250, 251).....	4	0.2	3	0.1	1	0.6	2	3.1
Thyrototoxicosis with or without goiter (252).....	467	18.9	377	16.8	58	35.6	32	49.5
Diabetes mellitus (260).....	36	1.5	33	1.5	2	1.2	1	1.5
Avitaminosis and other deficiency states (280-286).....	45	1.8	41	1.8	2	1.2	2	3.1
Anemias (290-293).....	137	5.5	125	5.6	12	7.4	--	--
Allergic disorders; all other endocrine, metabolic and blood diseases (240-245, 253, 254, 270-277, 287-289, 294-299).....	24	1.0	21	0.9	3	1.8	--	--
Psychoses (300-309).....	50	2.0	38	1.7	6	3.7	6	9.3
Psychoneuroses and disorders of personality (310-324, 326).....	10	0.4	10	0.4	--	--	--	--
Mental Deficiency (325).....	3,179	128.3	2,858	127.1	276	169.2	45	69.6
Vascular lesions affecting central nervous system (330-334).....	30	1.2	25	1.1	4	2.5	1	1.5
Nonmeningococcal meningitis (340).....	14	0.6	14	0.6	3	1.8	1	1.5
Multiple Sclerosis (345).....	27	1.1	23	1.0	--	--	--	--
Epilepsy (353).....	--	--	2	0.1	--	--	--	--
Inflammatory diseases of eye (370-379).....	2	0.1	2	0.1	--	--	--	--
Cataract (385).....	3	0.1	2	0.1	1	0.6	--	--
Glaucoma (387).....	--	--	--	--	7	4.3	4	6.2
Otitis media and mastoiditis (391-393).....	115	4.6	104	4.6	6	3.7	--	--
All other diseases of the nervous system and sense organs (341-344, 350-352, 354-369, 380-384, 386, 388-390, 394-398).....	8	0.3	8	0.4	--	--	--	--
Rheumatic fever (400-402).....	103	4.2	97	4.3	4	2.5	123	190.1
Chronic rheumatic heart disease (410-416).....	7,997	322.9	7,451	331.3	423	259.3	8	12.4
Arteriosclerotic and degenerative heart disease (420-422).....	592	23.9	538	23.9	46	28.2	6	9.3
Other diseases of heart (430-434).....	515	20.8	416	18.5	93	57.0	2	3.1
Hypertension with heart disease (440-443).....	148	6.0	123	5.5	23	14.1	8	12.4
Hypertension without mention of heart disease (444-447).....	643	26.0	591	26.3	44	27.0	4	6.2
Diseases of arteries (450-456).....	158	6.4	147	6.5	7	4.3	4	6.2
Other diseases of circulatory system (460-468).....	6	0.2	4	0.2	2	1.2	1	1.5
Acute upper respiratory infections (470-475).....	29	1.2	24	1.1	4	2.5	1	1.5
Influenza (480-483).....	87	3.5	75	3.3	11	6.7	8	12.4
Lobar pneumonia (490).....	292	11.8	263	11.7	21	12.9	17	26.3
Bronchopneumonia (491).....	284	11.5	239	10.6	28	17.2	17	26.3
Primary atypical, other and unspecified pneumonia (492, 493).....	8	0.3	5	0.2	3	1.8	1	1.5
Acute bronchitis (500).....	57	2.3	54	2.4	2	1.2	--	--
Bronchitis, chronic and unqualified (501, 502).....	1	0.0	1	0.0	2	1.2	--	--
Hypertrophy of tonsils and adenoids (510).....	7	0.3	5	0.2	1	0.6	--	--
Empyema and abscess of lung (518, 521).....	3	0.1	2	0.1	1	0.6	5	7.7
Pleurisy (519).....	419	16.9	396	17.6	18	11.0	--	--
All other respiratory diseases (511-517, 520, 522-527).....	1	0.0	1	0.0	--	--	1	1.5
Diseases of teeth and supporting structures (530-535).....	52	2.1	48	2.1	3	1.8	1	1.5
Ulcer of stomach (540).....	67	2.7	65	2.9	1	0.6	--	--
Ulcer of duodenum (541).....	1	0.0	--	--	5	3.1	--	--
Gastritis and duodenitis (543).....	28	1.1	23	1.0	13	8.0	5	7.7
Appendicitis (5540-553).....	201	8.1	183	8.1	11	6.7	10	15.5
Intestinal obstruction and hernia (560, 561, 570).....	96	3.9	75	3.3	7	4.3	22	34.0
Gastro-enteritis and colitis, except diarrhea of the newborn (571, 572).....	224	9.0	195	8.7	1	0.6	3	4.6
Cirrhosis of liver (581).....	68	2.7	64	2.8	1	0.6	--	--
Cholelithiasis and cholecystitis (584, 585).....	--	--	--	--	--	--	--	--

TABLE IV. (b) RESIDENT DEATHS BY INTERNATIONAL INTERMEDIATE LIST OF 150 CAUSES, NUMBER AND RATE, BY RACE, OKLAHOMA, 1966 (continued)

	Total		White		Negro		Indian	
	Number	Rate	Number	Rate	Number	Rate	Number	Rate
Other diseases of digestive system (536-539, 542, 544, 545, 573-580, 582, 583, 586, 587).....	213	8.6	191	8.5	16	9.8	6	9.3
Acute nephritis (590).....	11	0.4	6	0.3	5	3.1	--	--
Chronic, other and unspecified nephritis (591-549).....	244	9.9	181	8.0	54	33.1	9	13.9
Infections of kidney (600).....	231	9.3	210	9.3	16	9.8	5	7.7
Calculi of urinary system (602, 604).....	8	0.3	8	0.4	--	--	--	--
Hyperplasia of prostate (610).....	52	2.1	48	2.1	3	1.8	1	1.5
Diseases of breast (620, 621).....	--	--	--	--	--	--	--	--
Other diseases of genito-urinary system (601, 603, 605-609, 611-617, 622-637).....	54	2.2	47	2.1	6	3.7	1	1.5
Sepsis of pregnancy, childbirth and the puerperium (640, 641, 681, 682, 684).....	1	0.3	1	0.3	--	--	--	--
Toxemias of pregnancy and the puerperium (642, 652, 685, 686).....	--	--	--	--	--	--	--	--
Hemorrhage of pregnancy and childbirth (643, 644, 670-672).....	1	0.3	--	--	1	0.3	--	--
Abortion without mention of sepsis or toxemia (650).....	--	--	--	--	--	--	--	--
Abortion with sepsis (651).....	--	--	--	--	--	--	--	--
Other complications of pregnancy, childbirth and the puerperium (645-649, 660, 673-680, 683, 687-689).....	5	1.3	2	0.6	3	7.5	--	--
Infections of skin and subcutaneous tissue (690-698).....	1	0.0	1	0.0	--	--	--	--
Arthritis and spondylitis (720-725).....	23	0.9	21	0.9	2	1.2	--	--
Muscular rheumatism and rheumatism, unspecified (726, 727).....	1	0.0	4	0.2	1	0.6	--	--
Osteomyelitis and periostitis (730).....	5	0.2	4	0.2	1	0.6	--	--
Ankylosis and acquired musculoskeletal deformities (737, 745-749).....	2	0.1	2	0.1	--	--	--	--
All other diseases of skin and musculoskeletal system (700-716, 731-736, 738-744).....	40	1.6	30	1.3	5	3.1	5	7.7
Spina bifida and meningocele (751).....	26	1.0	24	1.1	1	0.6	1	1.5
Congenital malformations of circulatory system (754).....	90	3.6	82	3.6	7	4.3	1	1.5
All other congenital malformations (750, 752, 753, 755-759).....	86	3.5	72	3.2	12	7.4	2	3.1
Birth injuries (760, 761).....	68	2.7	54	2.4	12	7.4	2	3.1
Postnatal asphyxia and atelectasis (762).....	113	4.6	94	4.2	18	11.0	1	1.5
Infections of the Newborn (763-768).....	48	1.9	32	1.4	12	7.4	4	6.2
Hemolytic disease of newborn (770).....	17	0.7	16	0.7	--	--	1	1.5
All other defined diseases of early infancy (769, 771, 772).....	20	0.8	13	0.6	5	3.1	2	3.1
Ill-defined diseases peculiar to early infancy, and immaturity unqualified (773-776).....	291	11.7	240	10.7	41	25.1	10	15.5
Senility without mention of psychosis (794).....	89	3.6	83	3.7	5	3.1	1	1.5
Ill-defined and unknown causes of mortality (780-793, 795).....	553	22.3	450	20.0	83	50.9	20	30.9
Motor-vehicle accidents (E810-E835).....	808	32.6	725	32.2	51	31.3	32	49.5
Other transport accidents (E800-E802, E840-E866).....	61	2.5	56	2.5	2	1.2	3	4.6
Accidental poisoning (E870-E895).....	78	3.1	66	2.9	9	5.5	3	4.6
Accidental falls (E900-E904).....	277	11.2	260	11.6	11	6.7	6	9.3
Accident caused by machinery (E912).....	29	1.2	28	1.2	1	0.6	--	--
Accident caused by fire and explosion of combustible material (E916).....	138	5.6	107	4.8	21	12.9	10	15.5
Accident caused by hot substance, corrosive liquid, steam, and radiation (E917, E918).....	2	0.1	2	0.1	--	--	--	--
Accident caused by firearm (E919).....	43	1.7	37	1.6	3	1.8	3	4.6
Accidental drowning and submersion (E929).....	69	2.8	56	2.5	10	6.1	3	4.6
All other accidental causes (E910, E911, E913-E915, E920-E928, E930-E962).....	204	8.2	170	7.6	25	15.3	9	13.9
Suicide and self-inflicted injury (E963, E970-E979).....	225	9.1	218	9.7	6	3.7	1	1.5
Homicide and injury purposely inflicted by other persons (not in war) (E964, E965, E980-E985).....	132	5.3	74	3.3	50	30.6	8	12.4
Injury resulting from operations of war (E965, E990-E999).....	--	--	--	--	--	--	--	--

TABLE V. (b) RESIDENT BIRTHS, DEATHS AND DEATHS BY INTERNATIONAL ABBREVIATED LIST OF 50 CAUSES BY RACE, SEX, AND AGE, OKLAHOMA, 1966

Estimated population July 1, 1966	Total		White		Negro		Indian	
	2,477,000		2,249,167		163,144		64,689	
	Number	Rate	Number	Rate	Number	Rate	Number	Rate
Live births*	39,993	16.1	33,870	15.1	4,011	24.6	2,112	32.6
Physician in hospital	39,477	...	33,541	...	3,840	...	2,096	...
Physician not in hospital	303	...	231	...	62	...	10	...
Midwife, other, or unknown	213	...	98	...	109	...	6	...
Stillbirths*	488	12.2	379	11.2	72	18.0	37	17.5
Physician in hospital	470	...	367	...	66
Physician not in hospital	17	...	11	...	6
Midwife, other, or unknown	1	...	1
Total deaths, all causes*	24,806	10.0	22,327	9.9	1,928	11.8	551	8.5
Deaths under 1 year*	934	23.4	731	21.6	151	37.6	52	24.6
Deaths under 1 month*	664	16.6	538	15.9	103	25.7	23	10.9
Tuberculosis of respiratory system (001-008)	84	3.4	62	2.8	12	7.4	10	15.5
Tuberculosis, other forms (010-019)	5	0.2	4	0.2	7	4.3	1	1.5
Syphilis and its sequelae (020-029)	31	1.3	24	1.1	1	1.5
Typhoid fever (040)	1	0.0	1	1.5
Dysentery, all forms (045-048)	1	0.0
Scarlet fever and streptococcal sore throat (050, 051)	1	0.0	1	0.0
Diphtheria (055)	2	0.1	1	0.0	1	0.6	1	1.5
Whooping cough (056)	11	0.4	9	0.4	1	0.6
Meningococcal infections (057)
Acute poliomyelitis (080)
Smallpox (084)	5	0.2	3	0.1	2	1.2
Measles (085)
Typhus and other rickettsial diseases (100-108)	3	0.1	3	0.1
Malaria (110-117)
All other diseases classified as infective and parasitic (030-039, 041, 042, 044, 049, 052-054, 059-074, 081-083, 086-096, 120-138)	72	2.9	66	2.9	4	2.5	2	3.1
Malignant neoplasms, including neoplasms of lymphatic and hematopoietic tissues (140-205)	3,938	159.0	3,626	161.2	246	150.8	66	102.0
Benign and unspecified neoplasms (210-239)	55	2.2	48	2.1	6	3.7	1	1.5
Diabetes mellitus (260)	467	18.9	377	16.8	58	35.6	32	49.5
Anemias (290-293)	45	1.8	41	1.8	2	1.2	2	3.1
Vascular lesions affecting central nervous system (330-334)	3,179	128.3	2,858	127.1	276	169.2	45	69.6
Nonmeningococcal meningitis (340)	30	1.2	25	1.1	4	2.5	1	1.5
Rheumatic fever (400-402)	8	0.3	8	0.4
Chronic rheumatic heart disease (410-416)	103	4.2	97	4.3	6	3.7
Arteriosclerotic and degenerative heart disease (420-422)	7,997	322.9	7,451	331.3	423	259.3	123	190.1
Other diseases of heart (430-434)	592	23.9	538	23.9	46	28.2	8	12.4
Hypertension with heart disease (440-443)	515	20.8	416	18.5	93	57.0	6	9.3
Hypertension without mention of heart (444-447)	148	6.0	123	5.5	23	14.1	2	3.1
Influenza (480-483)	29	1.2	24	1.1	4	2.5	1	1.5
Pneumonia (490-493)	663	26.8	577	25.7	60	36.8	26	40.2
Bronchitis (500-502)	65	2.6	59	2.6	5	3.1	1	1.5
Ulcer of stomach and duodenum (540, 541)	119	4.8	113	5.0	4	2.5	2	3.1
Appendicitis (550-553)	28	1.1	23	1.0	5	3.1
Intestinal obstruction and hernia (560, 561, 570)	201	8.1	183	8.1	13	8.0	5	7.7
Gastritis, duodenitis, enteritis and colitis, except diarrhea of the newborn (543, 571, 572)	97	3.9	75	3.3	12	7.4	10	15.5
Cirrhosis of liver (581)	224	9.0	195	8.7	7	4.3	22	34.0
Nephritis and nephrosis (590-594)	255	10.3	187	8.3	59	36.2	9	13.9
Hyperplasia of prostate (610)	52	2.1	48	2.1	3	1.9	1	1.5
Complications of pregnancy, childbirth and the puerperium (640-689)**	7	1.8	3	0.9	4	10.0
Congenital malformations (750-759)	202	8.2	178	7.9	20	12.3	4	6.2
Birth injuries, postnatal asphyxia and atelectasis (760-762)	181	7.3	148	6.6	30	18.4	3	4.6
Infections of the newborn (763-768)	48	1.9	32	1.4	12	7.4	4	6.2
Other diseases peculiar to early infancy and immaturity unqualified (769-776)	328	13.2	269	12.0	46	28.2	13	20.1
Senility without mention of psychosis, ill-defined and unknown causes (780-795)	642	25.9	533	23.7	88	53.9	21	32.5
All other diseases (Residual)	2,306	93.1	2,100	93.4	157	96.2	49	75.7
Motor-vehicle accidents (E810-E835)	808	32.6	725	32.2	51	31.3	32	49.5
All other accidents (E800-E802, E840-E962)	901	36.4	782	34.8	82	50.5	37	57.2
Suicide and self-inflicted injury (E963, E970-E979)	225	9.1	218	9.7	6	3.7	1	1.5
Homicide and operations of war (E964, E965, E980-E999)	132	5.3	74	3.3	50	30.6	8	12.4

Rates from specific causes represent number per 1,000 estimated population

TABLE VI (b) RESIDENT DEATHS BY INTERNATIONAL ABBREVIATED LIST OF 50 CAUSES BY RACE, SEX, AND AGE, OKLAHOMA, 1966

CAUSE OF DEATH	ALL AGES						UNDER 1 YEAR					
	WHITE		NEGRO		INDIAN		WHITE		NEGRO		INDIAN	
	MALE	FEMALE	MALE	FEMALE	MALE	FEMALE	MALE	FEMALE	MALE	FEMALE	MALE	FEMALE
Total deaths, all causes*	12999	9328	1028	900	302	249	438	293	74	77	26	26
Tuberculosis of respiratory system (001-008)	48	14	7	5	6	4
Tuberculosis, other forms (010-019)	2	2
Syphilis and its sequelae (020-029)	19	5	5	2
Typhoid fever (040)	1
Dysentery, all forms (045-048)
Scarlet fever and streptococcal sore throat (050, 051)
Diphtheria (055)
Whooping cough (056)	1	1	1
Meningococcal infections (057)	3	6	...	1	3	1
Acute poliomyelitis (080)
Smallpox (084)
Measles (085)	3	...	1	1	1
Typhus and other rickettsial diseases (100-108)
Malaria (110-117)
All other diseases classified as infective and parasitic (030-039, 041, 042, 044, 049, 052-054, 059-074, 081-083, 086-096, 120-138)	42	24	2	2	2	...	7	1	...	2
Malignant neoplasms, including neoplasms of lymphatic and hematopoietic tissues (140-205)	2016	1610	134	112	34	32	1	3
Benign and unspecified neoplasms (210-239)	25	23	3	3	1	...	3
Diabetes mellitus (260)	157	220	15	43	9	23	1
Anemias (290-293)	21	20	...	2	1	1
Vascular lesions affecting central nervous system (330-334)	1385	1473	113	163	28	17	1	1
Nonmeningococcal meningitis (340)	14	11	3	1	1	...	6	5	2	1
Rheumatic fever (400-402)	7	1
Chronic rheumatic heart disease (410-416)	48	49	1	5
Arteriosclerotic and degenerative heart disease (420-422)	4615	2836	255	168	79	44	...	1
Other diseases of heart (430-434)	287	251	17	29	4	4	1
Hypertension with heart disease (440-443)	170	246	39	54	1	5
Hypertension without mention of heart (444-447)	60	63	14	9	1	1
Influenza (480-483)	10	14	1	3	1	1
Pneumonia (490-493)	322	255	39	21	15	11	23	9	8	4	6	4
Bronchitis (500-502)	44	15	1	4	1	...	1	2
Ulcer of stomach and duodenum (540, 541)	85	28	3	1	2
Appendicitis (550-553)	11	12	4	1
Intestinal obstruction and hernia (560, 561, 570)	82	101	9	4	2	3	6	1	...	1
Gastritis, duodenitis, enteritis and colitis, except diarrhea of the newborn (543, 571, 572)	31	44	9	3	5	5	1	1	5	1	3	4
Cirrhosis of liver (581)	134	61	3	4	9	13
Nephritis and nephrosis (590-594)	101	86	32	27	4	5	1	1
Hyperplasia of prostate (610)	48	...	3	...	1
Complications of pregnancy, childbirth and the puerperium (640-689)**	...	3	...	4
Congenital malformations (750-759)	96	82	13	7	...	4	59	55	11	5	...	4
Birth injuries, postnatal asphyxia and atelectasis (760-762)	86	62	13	17	1	2	86	62	13	17	1	2
Infections of the newborn (763-768)	18	14	6	6	2	2	18	14	6	6	2	2
Other diseases peculiar to early infancy and immaturity unqualified (769-776)	169	100	20	26	7	6	168	100	20	26	7	6
Senility without mention of psychosis, ill-defined and unknown causes (780-795)	330	203	48	40	13	8	10	9	1	5
All other diseases (Residual)	1253	847	85	72	22	27	10	8	2	2	1	2
Motor-vehicle accidents (E810-E835)	537	188	34	17	20	12	2	2	1	...
All other accidents (E800-E802, E840-E962)	498	284	51	31	21	16	29	17	6	4	4	...
Suicide and self-inflicted injury (E963, E970-E979)	167	51	4	2	1
Homicide and operations of war (E964, E965, E980-E999)	54	20	41	9	8	...	2

TABLE VI (b) RESIDENT DEATHS BY INTERNATIONAL ABBREVIATED LIST OF 50 CAUSES BY RACE, SEX, AND AGE, OKLAHOMA, 1966

CAUSE OF DEATH	1-4 YEARS						5-9 YEARS					
	WHITE		NEGRO		INDIAN		WHITE		NEGRO		INDIAN	
	MALE	FEMALE	MALE	FEMALE	MALE	FEMALE	MALE	FEMALE	MALE	FEMALE	MALE	FEMALE
Total deaths, all causes*	81	80	15	11	4	6	45	37	3	6	1	2
Tuberculosis of respiratory system (001-008)	--	--	--	--	--	1	--	--	--	--	--	--
Tuberculosis, other forms (010-019)	--	--	--	--	--	--	--	--	--	--	--	--
Syphilis and its sequelae (020-029)	--	--	--	--	--	--	--	--	--	--	--	--
Typhoid fever (040)	--	--	--	--	--	--	--	--	--	--	--	--
Dysentery, all forms (045-048)	--	--	--	--	--	--	--	--	--	--	--	--
Scarlet fever and streptococcal sore throat (050, 051)	--	1	--	--	--	--	--	--	--	--	--	--
Diphtheria (055)	--	--	--	1	--	--	--	--	--	--	--	--
Whooping cough (056)	2	1	--	--	--	1	--	--	--	--	--	--
Meningococcal infections (057)	--	--	--	--	--	--	--	--	--	--	--	--
Acute poliomyelitis (080)	--	--	--	--	--	--	--	1	--	--	--	--
Smallpox (084)	2	--	--	--	--	--	--	--	--	--	--	--
Measles (085)	--	--	--	--	--	--	1	--	--	--	--	--
Typhus and other rickettsial diseases (100-108)	--	2	--	--	--	--	--	--	--	--	--	--
Malaria (110-117)	--	--	--	--	--	--	--	--	--	--	--	--
All other diseases classified as infective and parasitic (030-039, 041, 042, 044, 049, 052-054, 059-074, 081-083, 086-096, 120-138)	3	--	1	--	--	--	1	1	--	--	--	--
Malignant neoplasms, including neoplasms of lymphatic and hematopoietic tissues (140-205)	8	13	1	--	1	--	8	8	--	2	--	--
Benign and unspecified neoplasms (210-239)	1	--	--	--	--	--	1	--	--	1	--	--
Diabetes mellitus (260)	1	--	--	--	--	--	--	--	--	1	--	--
Anemias (290-293)	1	--	--	--	--	--	--	1	--	--	--	--
Vascular lesions affecting central nervous system (330-334)	2	2	1	--	--	--	1	--	--	--	--	--
Nonmeningococcal meningitis (340)	1	--	--	--	--	--	--	--	--	--	--	--
Rheumatic fever (400-402)	--	--	--	--	--	--	--	--	--	--	--	--
Chronic rheumatic heart disease (410-416)	--	--	--	--	--	--	--	--	--	--	--	--
Arteriosclerotic and degenerative heart disease (420-422)	--	1	--	--	--	--	--	--	--	--	--	--
Other diseases of heart (430-434)	--	--	--	--	--	--	--	--	--	--	--	--
Hypertension with heart disease (440-443)	--	--	--	--	--	--	--	--	--	--	--	--
Hypertension without mention of heart (444-447)	1	--	--	--	--	--	--	--	--	--	--	--
Influenza (480-483)	6	10	2	1	--	1	3	--	--	--	--	--
Pneumonia (490-493)	2	--	--	--	--	--	--	--	--	--	--	--
Bronchitis (500-502)	--	--	--	--	--	--	1	--	--	--	--	--
Ulcer of stomach and duodenum (540, 541)	--	1	--	--	--	--	--	--	--	--	--	--
Appendicitis (550-553)	--	--	--	--	--	--	--	--	--	--	--	--
Intestinal obstruction and hernia (560, 561, 570)	1	--	--	--	--	--	--	--	--	--	--	--
Gastritis, duodenitis, enteritis and colitis, except diarrhea of the newborn (543, 571, 572)	2	--	1	--	1	--	--	--	--	--	--	--
Cirrhosis of liver (581)	--	--	--	--	--	--	1	--	--	--	--	--
Nephritis and nephrosis (590-594)	--	--	--	--	--	--	--	--	--	--	--	1
Hyperplasia of prostate (610)	--	--	--	--	--	--	--	--	--	--	--	--
Complications of pregnancy, childbirth and the puerperium (640-689)**	--	--	--	--	--	--	6	1	--	--	--	--
Congenital malformations (750-759)	9	8	1	--	--	--	--	--	--	--	--	--
Birth injuries, postnatal asphyxia and atelectasis (760-762)	--	--	--	--	--	--	--	--	--	--	--	--
Infections of the newborn (763-768)	--	--	--	--	--	--	--	--	--	--	--	--
Other diseases peculiar to early infancy and immaturity unqualified (769-776)	1	--	--	--	--	--	--	1	--	--	--	--
Senility without mention of psychosis, ill-defined and unknown causes (780-795)	1	1	1	--	1	--	1	7	3	--	1	--
All other diseases (Residual)	5	7	2	1	--	--	2	6	8	--	1	--
Motor-vehicle accidents (E810-E835)	13	15	1	3	1	--	11	10	2	--	--	2
All other accidents (E800-E802, E840-E962)	21	17	4	5	--	--	--	--	--	--	--	--
Suicide and self-inflicted injury (E963, E970-E979)	--	--	--	--	--	--	--	--	--	--	--	--
Homicide and operations of war (E964, E965, E980-E999)	--	1	--	--	--	--	--	2	--	--	--	--

TABLE VI (b) RESIDENT DEATHS BY INTERNATIONAL ABBREVIATED LIST OF 50 CAUSES BY RACE, SEX AND AGE, OKLAHOMA, 1966

CAUSE OF DEATH	10-14 YEARS						15-19 YEARS					
	WHITE		NEGRO		INDIAN		WHITE		NEGRO		INDIAN	
	MALE	FEMALE	MALE	FEMALE	MALE	FEMALE	MALE	FEMALE	MALE	FEMALE	MALE	FEMALE
Total deaths, all causes*	63	33	8	4	1	1	191	51	10	7	6	5
Tuberculosis of respiratory system (001-008)	--	--	--	--	--	--	--	--	--	--	--	--
Tuberculosis, other forms (010-019)	--	--	--	--	--	--	--	--	--	--	--	--
Syphilis and its sequelae (020-029)	--	--	--	--	--	--	--	--	--	--	--	--
Typhoid fever (040)	--	--	--	--	--	--	--	--	--	--	--	--
Dysentery, all forms (045-048)	--	--	--	--	--	--	--	--	--	--	--	--
Scarlet fever and streptococcal sore throat (050, 051)	--	--	--	--	--	--	--	--	--	--	--	--
Diphtheria (055)	--	--	--	--	--	--	--	--	--	--	--	--
Whooping cough (056)	--	--	--	--	--	--	--	--	--	--	--	--
Meningococcal infections (057)	--	--	--	--	--	--	--	--	--	--	--	--
Acute poliomyelitis (080)	--	--	--	--	--	--	--	--	--	--	--	--
Smallpox (084)	--	--	--	--	--	--	--	--	--	--	--	--
Measles (085)	--	--	--	1	--	--	--	--	--	--	--	--
Typhus and other rickettsial diseases (100-108)	--	--	--	--	--	--	--	--	--	--	--	--
Malaria (110-117)	--	--	--	--	--	--	--	--	--	--	--	--
All other diseases classified as infective and parasitic (030-039, 041, 042, 044, 049, 052-054, 059-074, 081-083, 086-096, 120-138)	--	1	--	--	--	--	1	--	--	--	--	--
Malignant neoplasms, including neoplasms of lymphatic and hematopoietic tissues (140-205)	13	6	2	--	--	--	15	8	--	--	--	--
Benign and unspecified neoplasms (210-239)	--	--	--	--	--	--	--	--	--	--	--	--
Diabetes mellitus (260)	--	1	--	--	--	--	--	--	--	--	--	--
Anemias (290-293)	--	1	--	--	--	--	--	--	--	--	--	--
Vascular lesions affecting central nervous system (330-334)	--	1	--	--	--	--	--	--	--	--	--	--
Nonmeningococcal meningitis (340)	--	1	--	--	--	--	--	--	--	--	--	--
Rheumatic fever (400-402)	2	--	--	--	--	--	--	--	--	--	1	--
Chronic rheumatic heart disease (410-416)	--	--	--	--	--	--	--	--	--	--	--	--
Arteriosclerotic and degenerative heart disease (420-422)	1	--	--	--	--	--	--	--	--	--	--	--
Other diseases of heart (430-434)	--	--	--	--	--	--	--	--	--	--	--	--
Hypertension with heart disease (440-443)	--	--	--	--	--	--	--	--	--	1	--	--
Hypertension without mention of heart (444-447)	--	--	--	--	--	--	--	--	--	--	--	--
Influenza (480-483)	--	--	--	--	--	--	--	--	--	1	--	--
Pneumonia (490-493)	2	1	--	--	--	--	--	--	--	--	--	--
Bronchitis (500-502)	--	--	--	--	--	--	--	--	--	--	--	--
Ulcer of stomach and duodenum (540, 541)	1	1	--	--	--	--	--	--	--	1	--	--
Appendicitis (550-553)	--	--	--	--	--	--	--	--	--	--	--	--
Intestinal obstruction and hernia (560, 561, 570)	--	--	--	--	--	--	--	--	--	--	--	--
Gastritis, duodenitis, enteritis and colitis, except diarrhea of the newborn (543, 571, 572)	--	--	--	--	--	--	--	--	--	--	--	--
Cirrhosis of liver (581)	--	--	--	--	--	--	--	--	--	1	--	--
Nephritis and nephrosis (590-594)	2	2	--	1	--	--	1	2	--	--	--	1
Hyperplasia of prostate (610)	--	--	--	--	--	--	--	--	--	--	--	--
Complications of pregnancy, childbirth and the puerperium (640-689)**	--	--	--	--	--	--	6	1	--	--	--	--
Congenital malformations (750-759)	2	2	--	--	--	--	--	--	--	1	--	--
Birth injuries, postnatal asphyxia and atelectasis (760-762)	--	--	--	--	--	--	--	--	--	5	2	--
Infections of the newborn (763-768)	--	--	--	--	--	--	--	--	--	--	--	--
Other diseases peculiar to early infancy and immaturity unqualified (769-776)	--	--	--	--	--	--	--	--	--	--	--	--
Senility without mention of psychosis, ill-defined and unknown causes (780-795)	1	1	1	--	--	--	1	7	3	--	1	--
All other diseases (Residual)	3	2	1	--	--	--	2	6	8	--	1	--
Motor-vehicle accidents (E810-E835)	17	10	1	--	--	--	11	10	2	--	--	2
All other accidents (E800-E802, E840-E962)	18	4	3	1	1	--	--	--	--	--	--	--
Suicide and self-inflicted injury (E963, E970-E979)	1	--	--	--	--	--	--	--	--	--	--	--
Homicide and operations of war (E964, E965, E980-E999)	--	--	--	1	--	--	--	--	--	5	2	1

TABLE VI (b) RESIDENT DEATHS BY INTERNATIONAL ABBREVIATED LIST OF 50 CAUSES BY RACE, SEX AND AGE, OKLAHOMA, 1966

CAUSE OF DEATH	20-24 YEARS						25-34 YEARS					
	WHITE		NEGRO		INDIAN		WHITE		NEGRO		INDIAN	
	MALE	FEMALE	MALE	FEMALE	MALE	FEMALE	MALE	FEMALE	MALE	FEMALE	MALE	FEMALE
Total deaths, all causes*	151	44	17	6	7	4	222	117	38	32	15	13
Tuberculosis of respiratory system (001-008)	---	---	---	---	---	---	---	---	---	---	---	---
Tuberculosis, other forms (010-019)	1	---	---	---	---	---	---	---	---	---	---	---
Syphilis and its sequelae (020-029)	---	---	---	---	---	---	---	---	---	---	---	---
Typhoid fever (040)	---	---	---	---	---	---	---	---	---	---	---	---
Dysentery, all forms (045-048)	---	---	---	---	---	---	---	---	---	---	---	---
Scarlet fever and streptococcal sore throat (050, 051)	---	---	---	---	---	---	---	---	---	---	---	---
Diphtheria (055)	---	---	---	---	---	---	---	---	---	---	---	---
Whooping cough (056)	---	---	---	---	---	---	---	---	---	---	---	---
Meningococcal infections (057)	---	---	---	---	---	---	---	---	---	---	---	---
Acute poliomyelitis (080)	---	---	---	---	---	---	---	---	---	---	---	---
Smallpox (084)	---	---	---	---	---	---	---	---	---	---	---	---
Measles (085)	---	---	---	---	---	---	---	---	---	---	---	---
Typhus and other rickettsial diseases (100-108)	---	---	---	---	---	---	---	---	---	---	---	---
Malaria (110-117)	---	---	---	---	---	---	---	---	---	---	---	---
All other diseases classified as infective and parasitic (030-039, 041, 042, 044, 049, 052-054, 059-074, 081-083, 086-096, 120-138)	2	1	---	---	---	---	2	1	---	---	---	---
Malignant neoplasms, including neoplasms of lymphatic and hematopoietic tissues (140-205)	14	1	---	1	1	---	21	21	3	6	1	---
Benign and unspecified neoplasms (210-239)	1	---	---	---	---	---	4	3	---	2	---	1
Diabetes mellitus (260)	1	1	---	---	---	---	---	2	---	---	---	1
Anemias (290-293)	---	---	---	---	---	---	---	---	---	2	---	1
Vascular lesions affecting central nervous system (330-334)	2	1	---	1	---	---	4	4	---	2	---	1
Nonmeningococcal meningitis (340)	1	---	---	---	---	---	---	1	---	---	---	---
Rheumatic fever (400-402)	1	---	---	---	---	---	3	1	---	1	---	---
Chronic rheumatic heart disease (410-416)	2	---	---	---	---	---	---	---	---	---	---	---
Arteriosclerotic and degenerative heart disease (420-422)	3	1	---	1	---	---	5	4	---	1	1	---
Other diseases of heart (430-434)	---	---	---	---	---	---	2	3	---	3	---	---
Hypertension with heart disease (440-443)	---	---	---	---	---	---	---	---	---	---	---	---
Hypertension without mention of heart (444-447)	---	---	---	1	---	---	---	---	---	---	---	---
Influenza (480-483)	2	2	---	---	---	---	1	4	1	---	---	---
Pneumonia (490-493)	1	---	---	---	---	---	2	---	---	---	---	---
Bronchitis (500-502)	---	---	---	---	---	---	---	1	---	---	---	---
Ulcer of stomach and duodenum (540, 541)	---	2	---	---	---	---	---	---	---	---	---	---
Appendicitis (550-553)	---	---	---	---	---	---	1	3	---	---	---	---
Intestinal obstruction and hernia (560, 561, 570)	---	---	---	---	---	---	---	---	---	---	---	---
Gastritis, duodenitis, enteritis and colitis, except diarrhea of the newborn (543, 571, 572)	---	1	---	---	---	---	2	---	---	---	---	---
Cirrhosis of liver (581)	---	1	---	---	---	---	2	---	---	1	---	3
Nephritis and nephrosis (590-594)	1	2	1	---	---	---	4	5	1	---	---	---
Hyperplasia of prostate (610)	---	---	---	---	---	---	---	---	---	---	---	---
Complications of pregnancy, childbirth and the puerperium (640-689)**	---	1	---	---	---	---	---	1	---	3	---	---
Congenital malformations (750-759)	1	1	1	---	---	---	2	5	---	1	---	---
Birth injuries, postnatal asphyxia and atelectasis (760-762)	---	---	---	---	---	---	---	---	---	---	---	---
Infections of the newborn (763-768)	---	---	---	---	---	---	---	---	---	---	---	---
Other diseases peculiar to early infancy and immaturity unqualified (769-776)	---	---	---	---	---	---	---	---	---	---	---	---
Senility without mention of psychosis, ill-defined and unknown causes (780-795)	---	1	---	---	---	---	1	4	1	1	2	1
All other diseases (Residual)	4	6	---	---	---	---	15	12	8	1	3	1
Motor-vehicle accidents (E810-E835)	70	11	5	1	3	2	74	22	4	3	3	3
All other accidents (E800-E802, E840-E962)	27	6	5	---	1	1	47	12	5	2	3	2
Suicide and self-inflicted injury (E963, E970-E979)	10	2	---	---	---	---	16	10	2	1	---	---
Homicide and operations of war (E964, E965, E980-E999)	7	2	5	1	2	---	11	1	10	4	2	---

TABLE VI (b) RESIDENT DEATHS BY INTERNATIONAL ABBREVIATED LIST OF 50 CAUSES BY RACE, SEX AND AGE, OKLAHOMA, 1966

CAUSE OF DEATH	35-44 YEARS						45-54 YEARS					
	WHITE		NEGRO		INDIAN		WHITE		NEGRO		INDIAN	
	MALE	FEMALE	MALE	FEMALE	MALE	FEMALE	MALE	FEMALE	MALE	FEMALE	MALE	FEMALE
Total deaths, all causes*	454	244	49	43	15	16	1135	496	84	79	34	25
Tuberculosis of respiratory system (001-008)	3	---	1	2	---	---	5	4	1	---	---	---
Tuberculosis, other forms (010-019)	---	1	---	---	---	---	---	---	---	---	---	---
Syphilis and its sequelae (020-029)	---	---	---	---	---	---	1	---	---	1	---	---
Typhoid fever (040)	---	---	---	---	---	---	---	---	---	---	---	---
Dysentery, all forms (045-048)	---	---	---	---	---	---	---	---	---	---	---	---
Scarlet fever and streptococcal sore throat (050, 051)	---	---	---	---	---	---	---	---	---	---	---	---
Diphtheria (055)	---	---	---	---	---	---	---	---	---	---	---	---
Whooping cough (056)	---	---	---	---	---	---	---	---	---	---	---	---
Meningococcal infections (057)	---	---	---	---	---	---	---	---	---	---	---	---
Acute poliomyelitis (080)	---	---	---	---	---	---	---	---	---	---	---	---
Smallpox (084)	---	---	---	---	---	---	---	---	---	---	---	---
Measles (085)	---	---	---	---	---	---	---	---	---	---	---	---
Typhus and other rickettsial diseases (100-108)	---	---	---	---	---	---	---	---	---	---	---	---
Malaria (110-117)	---	---	---	---	---	---	---	---	---	---	---	---
All other diseases classified as infective and parasitic (030-039, 041, 042, 044, 049, 052-054, 059-074, 081-083, 086-096, 120-138)	2	1	---	---	1	---	4	1	---	---	---	---
Malignant neoplasms, including neoplasms of lymphatic and hematopoietic tissues (140-205)	71	85	9	8	---	3	223	202	14	7	3	8
Benign and unspecified neoplasms (210-239)	3	2	---	---	---	---	2	7	---	1	---	---
Diabetes mellitus (260)	7	5	1	4	---	---	11	14	1	7	1	4
Anemias (290-293)	1	---	---	---	---	---	1	1	---	---	---	---
Vascular lesions affecting central nervous system (330-334)	14	15	3	3	---	---	37	25	10	15	2	2
Nonmeningococcal meningitis (340)	---	---	---	---	---	---	---	---	---	---	---	---
Rheumatic fever (400-402)	2	---	---	---	---	---	---	---	---	---	---	---
Chronic rheumatic heart disease (410-416)	9	5	---	---	---	---	10	11	---	2	---	---
Arteriosclerotic and degenerative heart disease (420-422)	123	23	3	5	4	1	444	77	21	14	12	1
Other diseases of heart (430-434)	11	5	---	1	---	1	15	16	3	4	---	---
Hypertension with heart disease (440-443)	1	2	3	---	---	---	10	2	2	6	---	1
Hypertension without mention of heart (444-447)	3	---	---	1	---	1	2	1	2	2	---	---
Influenza (480-483)	---	---	---	1	---	---	1	---	---	---	---	---
Pneumonia (490-493)	8	4	---	3	1	---	15	6	---	---	---	---
Bronchitis (500-502)	1	---	---	1	---	---	4	1	1	1	---	---
Ulcer of stomach and duodenum (540, 541)	1	1	---	---	1	---	9	1	---	---	---	---
Appendicitis (550-553)	---	---	---	---	---	---	---	---	---	---	---	---
Intestinal obstruction and hernia (560, 561, 570)	1	1	1	---	---	---	6	9	1	1	---	---
Gastritis, duodenitis, enteritis and colitis, except diarrhea of the newborn (543, 571, 572)	1	1	---	---	---	---	4	2	---	---	---	---
Cirrhosis of liver (581)	11	11	---	---	2	3	33	9	---	1	3	1
Nephritis and nephrosis (590-594)	2	5	2	---	---	1	5	8	2	3	1	---
Hyperplasia of prostate (610)	---	---	1	---	---	---	---	---	---	---	---	---
Complications of pregnancy, childbirth and the puerperium (640-689)**	---	---	---	1	---	---	---	---	---	---	---	---
Congenital malformations (750-759)	2	3	---	---	---	---	6	1	---	---	---	---
Birth injuries, postnatal asphyxia and atelectasis (760-762)	---	---	---	---	---	---	---	---	---	---	---	---
Infections of the newborn (763-768)	---	---	---	---	---	---	---	---	---	---	---	---
Other diseases peculiar to early infancy and immaturity unqualified (769-776)	---	---	---	---	---	---	---	---	---	---	---	---
Senility without mention of psychosis, ill-defined and unknown causes (780-795)	8	5	---	2	---	---	48	8	7	1	2	---
All other diseases (Residual)	36	25	4	5	1	5	87	42	6	10	2	6
Motor-vehicle accidents (E810-E835)	47	14	5	4	2	5	58	20	5	---	3	---
All other accidents (E800-E802, E840-E962)	45	14	6	1	2	1	51	16	2	2	2	2
Suicide and self-inflicted injury (E963, E970-E979)	28	11	---	---	---	---	36	9	---	1	1	---
Homicide and operations of war (E964, E965, E980-E999)	13	5	10	1	1	---	7	3	6	---	2	---

TABLE VI (b) RESIDENT DEATHS BY INTERNATIONAL ABBREVIATED LIST OF 50 CAUSES BY RACE, SEX AND AGE, OKLAHOMA, 1966

CAUSE OF DEATH	55-64 YEARS						65-74 YEARS					
	WHITE		NEGRO		INDIAN		WHITE		NEGRO		INDIAN	
	MALE	FEMALE	MALE	FEMALE	MALE	FEMALE	MALE	FEMALE	MALE	FEMALE	MALE	FEMALE
Total deaths, all causes*	2207	1036	183	137	57	43	3269	1852	239	180	56	39
Tuberculosis of respiratory system (001-008)	9	4	3	---	2	---	18	---	1	3	2	1
Tuberculosis, other forms (010-019)	---	---	---	---	---	---	1	---	---	---	---	---
Syphilis and its sequelae (020-029)	7	2	4	1	---	---	7	1	1	---	---	---
Typhoid fever (040)	---	---	---	---	---	1	---	---	---	---	---	---
Dysentery, all forms (045-048)	---	---	---	---	---	---	---	---	---	---	---	---
Scarlet fever and streptococcal sore throat (050, 051)	---	---	---	---	---	---	---	---	---	---	---	---
Diphtheria (055)	---	---	---	---	---	---	---	---	---	---	---	---
Whooping cough (056)	---	---	---	---	---	---	1	1	---	---	---	---
Meningococcal infections (057)	---	---	---	---	---	---	---	---	---	---	---	---
Acute poliomyelitis (080)	---	---	---	---	---	---	---	---	---	---	---	---
Smallpox (084)	---	---	---	---	---	---	---	---	---	---	---	---
Measles (085)	---	---	---	---	---	---	---	---	---	---	---	---
Typhus and other rickettsial diseases (100-108)	---	---	---	---	---	---	---	---	---	---	---	---
Malaria (110-117)	---	---	---	---	---	---	---	---	---	---	---	---
All other diseases classified as infective and parasitic (030-039, 041, 042, 044, 049, 052-054, 059-074, 081-083, 086-096, 120-138)	3	2	---	---	---	---	6	7	1	---	1	---
Malignant neoplasms, including neoplasms of lymphatic and hematopoietic tissues (140-205)	465	324	30	34	8	4	616	392	37	29	10	7
Benign and unspecified neoplasms (210-239)	5	7	---	---	---	---	2	3	2	---	---	---
Diabetes mellitus (260)	23	25	2	14	2	7	37	62	6	8	5	7
Anemias (290-293)	1	2	---	---	1	---	6	4	---	---	---	---
Vascular lesions affecting central nervous system (330-334)	137	81	24	15	2	6	357	260	33	35	6	1
Nonmeningococcal meningitis (340)	1	1	---	---	---	---	3	1	---	---	---	---
Rheumatic fever (400-402)	1	1	---	---	---	---	---	---	---	---	---	---
Chronic rheumatic heart disease (410-416)	10	12	---	2	---	---	9	10	1	---	---	---
Arteriosclerotic and degenerative heart disease (420-422)	904	276	50	25	27	10	1317	688	75	48	12	9
Other diseases of heart (430-434)	53	19	4	3	1	---	70	39	4	4	1	---
Hypertension with heart disease (440-443)	15	23	3	7	---	---	37	47	6	14	---	2
Hypertension without mention of heart (444-447)	10	5	2	1	---	---	18	5	5	2	---	---
Influenza (480-483)	---	1	---	---	---	---	2	3	1	---	---	---
Pneumonia (490-493)	37	15	7	---	2	---	62	20	4	5	1	4
Bronchitis (500-502)	6	5	---	---	---	---	15	4	---	---	---	---
Ulcer of stomach and duodenum (540, 541)	21	4	1	---	---	---	22	6	---	---	1	---
Appendicitis (550-553)	2	1	2	---	---	---	2	2	1	---	---	---
Intestinal obstruction and hernia (560, 561, 570)	8	9	---	2	---	---	26	23	5	---	1	1
Gastritis, duodenitis, enteritis and colitis, except diarrhea of the newborn (543, 571, 572)	4	3	1	---	---	---	4	5	2	1	---	---
Cirrhosis of liver (581)	44	17	2	2	2	4	32	16	1	---	1	2
Nephritis and nephrosis (590-594)	13	9	8	3	---	3	20	10	9	9	1	---
Hyperplasia of prostate (610)	---	---	---	---	---	---	8	---	---	---	---	---
Complications of pregnancy, childbirth and the puerperium (640-689)++	---	---	---	---	---	---	---	1	---	---	---	---
Congenital malformations (750-759)	---	4	---	1	---	---	---	---	---	---	---	---
Birth injuries, postnatal asphyxia and atelectasis (760-762)	---	---	---	---	---	---	---	---	---	---	---	---
Infections of the newborn (763-768)	---	---	---	---	---	---	---	---	---	---	---	---
Other diseases peculiar to early infancy and immaturity unqualified (769-776)	---	---	---	---	---	---	---	---	---	---	---	---
Senility without mention of psychosis, ill-defined and unknown causes (780-795)	65	25	10	8	4	2	85	34	10	4	3	1
All other diseases (Residual)	198	93	17	15	3	3	365	160	22	15	5	2
Motor-vehicle accidents (E810-E835)	73	31	2	---	1	1	49	20	4	1	4	1
All other accidents (E800-E802, E840-E962)	57	21	5	2	1	2	49	22	4	2	---	---
Suicide and self-inflicted injury (E963, E970-E979)	28	12	2	---	---	---	22	6	---	---	---	---
Homicide and operations of war (E964, E965, E980-E999)	7	2	4	2	1	---	---	1	4	---	---	---

TABLE VI. (b) RESIDENT DEATHS BY INTERNATIONAL ABBREVIATED LIST OF 50 CAUSES BY RACE, SEX AND AGE, OKLAHOMA, 1966

CAUSE OF DEATH	75-84 YEARS						85 YEARS AND OVER					
	WHITE		NEGRO		INDIAN		WHITE		NEGRO		INDIAN	
	MALE	FEMALE	MALE	FEMALE	MALE	FEMALE	MALE	FEMALE	MALE	FEMALE	MALE	FEMALE
Total deaths, all causes*	3268	2970	186	195	55	39	1475	2074	120	122	25	30
Tuberculosis of respiratory system (001-008)	10	5	---	---	2	3	3	1	1	---	---	---
Tuberculosis, other forms (010-019)	---	1	---	---	---	---	---	---	---	---	---	---
Syphilis and its sequelae (020-029)	4	2	---	---	---	---	---	---	---	---	---	---
Typhoid fever (040)	---	---	---	---	---	---	---	---	---	---	---	---
Dysentery, all forms (045-048)	---	---	---	---	---	---	---	---	---	---	---	---
Scarlet fever and streptococcal sore throat (050, 051)	---	---	---	---	---	---	---	---	---	---	---	---
Diphtheria (055)	---	---	---	---	---	---	---	---	---	---	---	---
Whooping cough (056)	---	---	---	---	---	---	---	---	---	---	---	---
Meningococcal infections (057)	---	1	---	---	---	---	---	---	---	---	---	---
Acute poliomyelitis (080)	---	---	---	---	---	---	---	---	---	---	---	---
Smallpox (084)	---	---	---	---	---	---	---	---	---	---	---	---
Measles (085)	---	---	---	---	---	---	---	---	---	---	---	---
Typhus and other rickettsial diseases (100-108)	---	---	---	---	---	---	---	---	---	---	---	---
Malaria (110-117)	---	---	---	---	---	---	---	---	---	---	---	---
All other diseases classified as infective and parasitic (030-039, 041, 042, 044, 049, 052-054, 059-074, 081-083, 086-096, 120-138)	10	5	---	---	---	---	1	3	---	---	---	---
Malignant neoplasms, including neoplasms of lymphatic and hematopoietic tissues (140-205)	422	394	26	19	8	6	139	152	12	6	2	4
Benign and unspecified neoplasms (210-239)	5	4	---	---	---	---	3	---	1	---	---	---
Diabetes mellitus (260)	59	81	3	6	---	2	13	29	2	2	1	2
Anemias (290-293)	8	5	---	---	---	---	4	5	---	1	---	---
Vascular lesions affecting central nervous system (330-334)	528	608	26	60	9	3	304	477	17	32	8	4
Nonmeningococcal meningitis (340)	---	---	---	---	---	---	---	---	---	---	---	---
Rheumatic fever (400-402)	1	---	---	---	---	---	---	---	---	---	---	---
Chronic rheumatic heart disease (410-416)	5	7	---	---	---	---	---	3	---	---	---	---
Arteriosclerotic and degenerative heart disease (420-422)	1299	1098	68	42	19	15	519	668	37	32	4	8
Other diseases of heart (430-434)	87	81	3	10	---	---	48	86	3	5	1	3
Hypertension with heart disease (440-443)	73	88	7	16	1	1	34	84	15	11	---	1
Hypertension without mention of heart (444-447)	16	31	5	1	---	---	11	21	---	---	---	---
Influenza (480-483)	2	6	---	---	---	---	3	4	---	1	1	---
Pneumonia (490-493)	94	86	10	3	2	1	69	98	7	5	3	1
Bronchitis (500-502)	12	3	---	---	1	---	2	---	---	---	---	---
Ulcer of stomach and duodenum (540, 541)	26	10	2	---	---	---	4	6	---	---	---	---
Appendicitis (550-553)	3	2	1	1	---	---	2	1	---	---	---	---
Intestinal obstruction and hernia (560, 561, 570)	27	31	---	---	1	1	6	25	2	---	---	---
Gastritis, duodenitis, enteritis and colitis, except diarrhea of the newborn (543, 571, 572)	8	17	---	---	1	1	5	13	---	1	---	---
Cirrhosis of liver (581)	10	4	---	---	1	---	2	3	---	---	---	---
Nephritis and nephrosis (590-594)	29	20	5	6	---	---	22	22	4	5	2	---
Hyperplasia of prostate (610)	24	---	2	---	---	---	16	---	---	---	1	---
Complications of pregnancy, childbirth and the puerperium (640-689)++	---	---	---	---	---	---	---	---	---	---	---	---
Congenital malformations (750-759)	2	---	---	---	---	---	---	---	---	---	---	---
Birth injuries, postnatal asphyxia and atelectasis (760-762)	---	---	---	---	---	---	---	---	---	---	---	---
Infections of the newborn (763-768)	---	---	---	---	---	---	---	---	---	---	---	---
Other diseases peculiar to early infancy and immaturity unqualified (769-776)	---	---	---	---	---	---	---	---	---	---	---	---
Senility without mention of psychosis, ill-defined and unknown causes (780-795)	71	46	8	11	1	1	36	71	8	6	1	1
All other diseases (Residual)	347	251	14	13	6	4	170	235	9	7	---	2
Motor-vehicle accidents (E810-E835)	25	7	2	1	---	---	7	3	1	1	---	---
All other accidents (E800-E802, E840-E962)	47	74	3	6	2	1	48	64	1	5	1	4
Suicide and self-inflicted injury (E963, E970-E979)	12	1	---	---	---	---	3	---	---	---	---	---
Homicide and operations of war (E964, E965, E980-E999)	2	1	1	---	---	---	---	---	---	---	---	---

TABLE VII. (b) LEADING CAUSES OF DEATH, NUMBER AND PER CENT, BY RACE, BY AGE GROUP, OKLAHOMA, 1966

Cause of Death	All Races		White		Negro		Indian	
	Number of deaths	Per Cent of total	Number of deaths	Per Cent of total	Number of deaths	Per Cent of total	Number of deaths	Per Cent of total
All Ages	24,806	100.0	22,327	100.0	1,928	100.0	551	100.0
Diseases of the Heart	9,207	37.1	8,502	38.1	568	29.5	137	24.9
Malignant Neoplasms	3,938	15.9	3,626	16.2	246	12.8	66	12.0
Vascular Lesions of CNS	3,179	12.8	2,858	12.8	276	14.3	45	8.2
Accidents	1,709	6.9	1,507	6.7	133	6.9	69	12.5
Influenza & Pneumonia	692	2.8	601	2.7	64	3.3	27	4.9
Diseases of the Arteries	643	2.6	591	2.6	44	2.3	8	1.5
Diseases of early infancy	557	2.2	449	2.0	88	4.6	20	3.6
Diabetes Mellitus	467	1.9	377	1.7	58	3.0	32	5.8
Nephritis & Nephrosis	255	1.0	187	0.8	59	3.1	9	1.6
Suicide	225	0.9	218	1.0	6	0.3	1	0.2
Less Than One Year	934	100.0	731	100.0	151	100.0	52	100.0
Diseases of early infancy	556	59.5	448	61.3	88	58.3	20	38.5
Congenital Malformations	134	14.3	114	15.6	16	10.6	4	7.7
Accidents	65	7.0	50	6.8	10	6.6	5	9.6
Influenza & Pneumonia	57	6.1	33	4.5	13	8.6	11	21.2
Gastritis	15	1.6	2	0.3	6	4.0	7	13.5
Ages 1 - 4	197	100.0	161	100.0	26	100.0	10	100.0
Accidents	82	41.6	66	41.0	13	50.0	3	30.0
Malignant Neoplasms	23	11.7	21	13.0	1	3.8	1	10.0
Influenza & Pneumonia	21	10.7	17	10.6	3	11.5	1	10.0
Congenital Malformations	18	9.1	17	10.6	1	3.8	--	--
Non-meningococcal Meningitis	5	2.5	4	2.5	1	3.8	--	--
Ages 5 - 9	94	100.0	82	100.0	9	100.0	3	100.0
Accidents	40	42.6	35	42.7	3	33.3	2	66.7
Malignant Neoplasms	18	19.1	16	19.5	2	22.2	--	--
Congenital Malformations	7	7.4	7	8.5	--	--	--	--
Benign Neoplasms	3	3.2	1	1.2	1	11.1	1	33.3
Influenza & Pneumonia	3	3.2	3	3.7	--	--	--	--
Ages 10 - 14	110	100.0	96	100.0	12	100.0	2	100.0
Accidents	55	50.0	49	51.0	5	41.7	1	50.0
Malignant Neoplasms	21	19.1	19	19.8	2	16.7	--	--
Nephritis & Nephrosis	5	4.5	4	4.2	1	8.3	--	--
Congenital Malformations	4	3.6	4	4.2	--	--	--	--
Influenza & Pneumonia	3	2.7	3	3.1	--	--	--	--
Ages 15 - 19	270	100.0	242	100.0	17	100.0	11	100.0
Accidents	195	72.2	176	72.7	12	70.6	7	63.6
Malignant Neoplasms	23	8.5	23	9.5	--	--	--	--
Suicide	11	4.1	11	4.5	--	--	--	--
Homicide	8	3.0	7	2.9	1	5.9	--	--
Congenital Malformations	7	2.6	7	2.9	--	--	--	--
Ages 20 - 24	229	100.0	195	100.0	23	100.0	11	100.0
Accidents	132	57.6	114	58.5	11	47.8	7	63.6
Malignant Neoplasms	17	7.4	15	7.7	1	4.3	1	9.1
Homicide	17	7.4	9	4.6	6	26.1	2	18.2
Suicide	12	5.2	12	6.2	--	--	--	--
Diseases of the Heart	8	3.5	7	3.6	1	4.3	--	--
Ages 25 - 29	194	100.0	144	100.0	36	100.0	14	100.0
Accidents	78	40.2	68	47.2	7	19.4	3	21.4
Malignant Neoplasms	18	9.3	13	9.0	4	11.1	1	7.1
Suicide	15	7.7	12	8.3	3	8.3	--	--
Homicide	11	5.7	3	2.1	7	19.4	1	7.1
Diseases of the Heart	8	4.1	7	4.9	1	2.8	--	--
Ages 30 - 34	243	100.0	195	100.0	34	100.0	14	100.0
Accidents	102	42.0	87	44.6	7	20.6	8	57.1
Malignant Neoplasms	34	14.0	29	14.9	5	14.7	--	--
Disease of the Heart	18	7.4	11	5.6	5	14.7	2	14.3
Homicide	17	7.0	9	4.6	7	20.6	1	7.1
Suicide	14	5.8	14	7.2	--	--	--	--

TABLE VII. (b) LEADING CAUSES OF DEATH, NUMBER AND PER CENT, BY RACE, BY AGE GROUP, OKLAHOMA, 1966

(continued)

Cause of Death	All Races		White		Negro		Indian	
	Number of deaths	Per Cent of total	Number of deaths	Per Cent of total	Number of deaths	Per Cent of total	Number of deaths	Per Cent of total
Ages 35 - 44	821	100.0	698	100.0	92	100.0	31	100.0
Diseases of the Heart	197	24.0	179	25.6	12	13.0	6	19.4
Malignant Neoplasms	176	21.4	156	22.3	17	18.5	3	9.7
Accidents	141	17.2	120	17.2	16	17.4	5	16.1
Suicide	39	4.8	39	5.6	--	--	--	--
Vascular Lesions of CNS	35	4.3	29	4.2	6	6.5	--	--
Ages 45 - 54	1,853	100.0	1,631	100.0	163	100.0	59	100.0
Diseases of the Heart	651	35.1	585	35.9	52	31.9	14	23.7
Malignant Neoplasms	457	24.7	425	26.1	21	12.9	11	18.6
Accidents	161	8.7	145	8.9	9	5.5	7	11.9
Vascular Lesions of CNS	91	4.9	62	3.8	25	15.3	4	6.8
Cirrhosis of Liver	47	2.5	42	2.6	1	0.6	4	6.8
Suicide	47	2.5	45	2.8	1	0.6	1	1.7
Ages 55 - 64	3,663	100.0	3,243	100.0	320	100.0	100	100.0
Diseases of the Heart	1,444	39.4	1,312	40.5	94	29.4	38	38.0
Malignant Neoplasms	865	23.6	789	24.3	64	20.0	12	12.0
Vascular Lesions of CNS	265	7.2	218	6.7	39	12.2	8	8.0
Accidents	196	5.4	182	5.6	9	2.8	5	5.0
Diabetes Mellitus	73	2.0	48	1.5	16	5.0	9	9.0
Ages 65 - 74	5,635	100.0	5,121	100.0	419	100.0	95	100.0
Diseases of the Heart	2,393	42.5	2,217	43.3	152	36.3	24	25.3
Malignant Neoplasms	1,091	19.4	1,008	19.7	66	15.8	17	17.9
Vascular Lesions of CNS	692	12.3	617	12.0	68	16.2	7	7.4
Accidents	159	2.8	140	2.7	11	2.6	8	8.4
Diseases of the Arteries	135	2.4	118	2.3	17	4.1	--	--
Ages 75 - 84	6,713	100.0	6,238	100.0	381	100.0	94	100.0
Diseases of the Heart	2,920	43.5	2,738	43.9	146	38.3	36	38.3
Vascular Lesions of CNS	1,234	18.4	1,136	18.2	86	22.6	12	12.8
Malignant Neoplasms	875	13.0	816	13.1	45	11.8	14	14.9
Diseases of the Arteries	233	3.5	214	3.4	13	3.4	6	6.4
Influenza & Pneumonia	204	3.0	188	3.0	13	3.4	3	3.2
Ages 85 and Over	3,846	100.0	3,549	100.0	242	100.0	55	100.0
Diseases of the Heart	1,562	40.6	1,442	40.6	103	42.6	17	30.9
Vascular Lesions of CNS	842	21.9	781	22.0	49	20.2	12	21.8
Malignant Neoplasms	315	8.2	291	8.2	18	7.4	6	10.9
Diseases of the Arteries	221	5.7	213	6.0	7	2.9	1	1.8
Influenza & Pneumonia	191	5.0	174	4.9	13	5.4	4	7.3
Age Unknown	4	100.0	1	100.0	3	100.0	--	--
Malignant Neoplasms	1	25.0	1	100.0	--	--	--	--
Diseases of the Heart	1	25.0	--	--	1	33.3	--	--

TABLE VIII. (b) RESIDENT BIRTHS, DEATHS AND DEATHS BY IMPORTANT CAUSES, NUMBER AND RATE BY COUNTY, AND NUMBER BY COUNTY AND RACE, OKLAHOMA, 1966

	ADAIR				ALFALFA				ATOKA			
	TOTAL		RACE		TOTAL		RACE		TOTAL		RACE	
	NO.	RATE	WH	IND	NO.	RATE	WH	IND	NO.	RATE	WH	IND
Estimated population, July 1, 1966	13,900				8,500				11,000			
Live births*	273	19.6	159	114	59	6.9	59		135	12.3	113	13
Physician in hospital	271	...	158	113	56	...	56		130	...	110	11
Physician not in hospital	1	...	1	1	2	...	2		2	...	2	2
Midwife, other, or unknown	4	14.7	1	3	1	...	1		3	14.8	2	2
Stillbirths*	4	...	1	3		2	...	2	...
Physician in hospital	4	...	1	3		2	...	2	...
Physician not in hospital
Midwife, other, or unknown	147	10.6	121	26	123	14.5	123		121	11.0	111	5
Total deaths, all causes*	8	29.3	5	3	1	16.9	1		5	37.0	5	...
Deaths under 1 year*	4	14.7	3	1	1	16.9	1		2	14.8	2	...
Deaths under 1 month*	2	14.4	...	2		1	9.1	1	...
Tuberculosis of respiratory system (001-008)
Tuberculosis, other forms (010-019)
Syphilis and its sequelae (020-029)
Typhoid fever (040)
Dysentery, all forms (045-048)
Scarlet fever and streptococcal sore throat (050, 051)
Diphtheria (055)
Whooping cough (056)
Meningococcal infections (057)
Acute poliomyelitis (080)		1	9.1	1	...
Smallpox (084)
Measles (085)
Typhus and other rickettsial diseases (100-108)
Malaria (110-117)
All other diseases classified as infective and parasitic (030-039, 041, 042, 044, 049, 052-054, 059-074, 081-083, 086-096, 120-138)
Malignant neoplasms, including neoplasms of lymphatic and hematopoietic tissues (140-205)	14	100.7	11	3	21	247.1	21		19	172.7	17	1
Benign and unspecified neoplasms (210-239)
Diabetes mellitus (260)	5	36.0	4	1	1	11.8	1		1	9.1	1	1
Anemias (290-293)		3	27.3	2	...
Vascular lesions affecting central nervous system (330-334)	25	179.9	20	5	17	200.0	17		2	18.2	2	...
Nonmeningococcal meningitis (340)		9	81.8	8	1
Rheumatic fever (400-402)
Chronic rheumatic heart disease (410-416)
Arteriosclerotic and degenerative heart disease (420-422)	46	330.9	44	2	43	505.9	43		36	327.3	35	1
Other diseases of heart (430-434)	6	43.2	6	...	2	23.5	2		4	36.4	3	1
Hypertension with heart disease (440-443)	2	14.4	2		1	9.1	1	...
Hypertension without mention of heart (444-447)	2	14.4	2	...	2	23.5	2	
Influenza (480-483)	1	7.2	1	1	1	11.8	1	
Pneumonia (490-493)	4	28.8	4		2	18.2	2	...
Bronchitis (500-502)	1	7.2	1	...	1	11.8	1	
Ulcer of stomach and duodenum (540, 541)
Appendicitis (550-553)		2	18.2	1	1
Intestinal obstruction and hernia (560, 561, 570)	1	7.2	1	...	1	11.8	1	
Gastritis, duodenitis, enteritis and colitis, except diarrhea of the newborn (543, 571, 572)	2	14.4	1	1	1	11.8	1	
Cirrhosis of liver (581)	5	36.0	3	2	1	11.8	1		1	9.1	1	...
Nephritis and nephrosis (590-594)	1	7.2	1	...	1	11.8	1	
Hyperplasia of prostate (610)
Complications of pregnancy, childbirth and the puerperium (640-689)++	4	28.8	3	1
Congenital malformations (750-759)	1	7.2	1		2	18.2	2	...
Birth injuries, postnatal asphyxia and atelectasis (760-762)
Infections of the newborn (763-768)		1	9.1	1	...
Other diseases peculiar to early infancy and immaturity unqualified (769-776)	2	14.4	2
Senility without mention of psychosis, ill-defined and unknown causes (780-795)	3	21.6	2	1	1	11.8	1		18	163.6	17	1
All other diseases (Residual)	8	57.6	5	3	21	247.1	21		2	18.2	2	...
Motor-vehicle accidents (E810-E835)	2	14.4	1	1	2	23.5	2		9	81.8	8	1
All other accidents (E800-E802, E840-E962)	8	57.6	5	3	3	35.3	3	
Suicide and self-inflicted injury (E963, E970-E979)	1	7.3	1	...	1	11.8	1		4	36.4	4	...
Homicide and operations of war (E964, E965, E980-E999)	1	7.2	1	...	2	23.5	2		3	27.3	2	1

TABLE VIII. (b) RESIDENT BIRTHS, DEATHS AND DEATHS BY IMPORTANT CAUSES, NUMBER AND RATE BY COUNTY, AND NUMBER BY COUNTY AND RACE, OKLAHOMA, 1966 (continued)

	BEAVER				BECKHAM				BLAINE			
	TOTAL		RACE		TOTAL		RACE		TOTAL		RACE	
	NO.	RATE	WH	IND	NO.	RATE	WH	IND	NO.	RATE	WH	IND
Estimated population, July 1, 1966	6,900				17,200				12,500			
Live births*	70	10.1	70	...	219	12.7	208	10	183	14.6	132	11
Physician in hospital	67	...	67	...	218	...	207	10	182	...	132	10
Physician not in hospital	1	...	1	1	40
Midwife, other, or unknown	2	...	2	1	...	1	...
Stillbirths*	1	...	1
Physician in hospital	1	4.6	1	...	4	21.9	1	3
Physician not in hospital	1	...	1	...	4	...	1	3
Midwife, other, or unknown
Total deaths, all causes*	75	10.9	75	...	227	13.2	223	4	188	15.0	157	13
Deaths under 1 year*	7	32.0	6	1	4	21.9	2	18
Deaths under 1 month*	5	22.8	5	...	3	16.4	2	...
Tuberculosis of respiratory system (001-008)	1	14.5	1	...	1	5.8	1	...	3	24.0	...	3
Tuberculosis, other forms (010-019)
Syphilis and its sequelae (020-029)	1	5.8	1
Typhoid fever (040)
Dysentery, all forms (045-048)
Scarlet fever and streptococcal sore throat (050, 051)
Diphtheria (055)
Whooping cough (056)
Meningococcal infections (057)
Acute poliomyelitis (080)
Smallpox (084)
Measles (085)
Typhus and other rickettsial diseases (100-108)
Malaria (110-117)
All other diseases classified as infective and parasitic (030-039, 041, 042, 044, 049, 052-054, 059-074, 081-083, 086-096, 120-138)
Malignant neoplasms, including neoplasms of lymphatic and hematopoietic tissues (140-205)	17	246.4	17	...	40	232.6	39	1	24	192.0	21	3
Benign and unspecified neoplasms (210-239)	1	8.0	1	...
Diabetes mellitus (260)	2	29.0	2	...	1	5.8	1	...	3	24.0	3	...
Anemias (290-293)
Vascular lesions affecting central nervous system (330-334)	12	173.9	12	...	30	174.4	30	...	18	144.0	15	2
Nonmeningococcal meningitis (340)	1	8.0	1	...
Rheumatic fever (400-402)
Chronic rheumatic heart disease (410-416)	2	11.6	2
Arteriosclerotic and degenerative heart disease (420-422)	25	362.3	25	...	66	383.7	65	1	62	496.0	53	4
Other diseases of heart (430-434)	2	29.0	2	...	7	40.7	7	...	2	16.0	2	5
Hypertension with heart disease (440-443)	21	122.1	20	1	2	16.0	...	2
Hypertension without mention of heart (444-447)	1	14.5	1	1	8.0	1	...
Influenza (480-483)
Pneumonia (490-493)	1	14.5	1	...	4	23.3	4	...	10	80.0	7	2
Bronchitis (500-502)	2	16.0	1	1
Ulcer of stomach and duodenum (540, 541)
Appendicitis (550-553)	1	5.8	1	...
Intestinal obstruction and hernia (560, 561, 570)	1	5.8	1	...	4	32.0	4	...
Gastritis, duodenitis, enteritis and colitis, except diarrhea of the newborn (543, 571, 572)	1	5.8	1	...	1	8.0	1	...
Cirrhosis of liver (581)	2	29.0	2	...	2	11.6	2	...	2	16.0	1	1
Nephritis and nephrosis (590-594)	6	34.9	6	...	2	16.0	2	...
Hyperplasia of prostate (610)	1	14.5	1	...	2	11.6	2	...	1	8.0	1	...

TABLE VIII. (b) RESIDENT BIRTHS, DEATHS AND DEATHS BY IMPORTANT CAUSES, NUMBER AND RATE BY COUNTY, AND NUMBER BY COUNTY AND RACE, OKLAHOMA, 1966 (continued)

	BRYAN					GADDO					CANADIAN				
	TOTAL		RACE			TOTAL		RACE			TOTAL		RACE		
	NO.	RATE	WH	NEG	IND	NO.	RATE	WH	NEG	IND	NO.	RATE	WH	NEG	IND
Estimated population, July 1, 1966	25,900					30,600					31,100				
Live births*	343	13.2	317	10	16	471	15.4	327	25	119	408	13.1	369	17	22
Physician in hospital	341	...	315	10	16	468	...	325	24	119	406	...	368	16	22
Physician not in hospital	2	...	2	3	...	2	1	...	1	...	1
Midwife, other, or unknown	4	11.7	4	8	17.0	4	...	4	10	24.5	10
Stillbirths*	4	...	4	8	...	4	...	4	10	...	10
Physician in hospital	4	...	4	8	...	4	...	4	10	...	10
Physician not in hospital
Midwife, other, or unknown
Total deaths, all causes*	369	14.2	360	4	5	347	11.3	289	10	48	273	8.8	260	7	6
Deaths under 1 year*	7	20.4	7	16	34.0	8	1	7	11	27.0	11
Deaths under 1 month*	6	17.5	6	9	19.1	7	1	1	5	12.3	5
Tuberculosis of respiratory system (001-008)	1	3.9	1
Tuberculosis, other forms (010-019)
Syphilis and its sequelae (020-029)
Typhoid fever (040)
Dysentery, all forms (045-048)
Scarlet fever and streptococcal sore throat (050, 051)
Diphtheria (055)
Whooping cough (056)
Meningococcal infections (057)
Acute poliomyelitis (080)
Smallpox (084)
Measles (085)
Typhus and other rickettsial diseases (100-108)
Malaria (110-117)
All other diseases classified as infective and parasitic (030-039, 041, 042, 044, 049, 052-054, 059-074, 081-083, 086-096, 120-138)	2	7.7	2	1	3.2	1
Malignant neoplasms, including neoplasms of lymphatic and hematopoietic tissues (140-205)	63	243.2	62	...	1	63	205.9	55	...	8	39	125.4	39
Benign and unspecified neoplasms (210-239)	5	19.3	5	10	32.7	7	...	3	4	12.9	4
Diabetes mellitus (260)
Anemias (290-293)
Vascular lesions affecting central nervous system (330-334)	49	189.2	48	1	...	41	134.0	36	2	3	43	138.3	41	2	...
Nonmeningococcal meningitis (340)	1	3.3	1	1	3.2	1
Rheumatic fever (400-402)	1	3.9	1	2	6.5	2
Chronic rheumatic heart disease (410-416)
Arteriosclerotic and degenerative heart disease (420-422)	137	529.0	135	1	1	111	362.7	100	3	8	75	241.2	73	1	1
Other diseases of heart (430-434)	4	15.4	4	8	26.1	7	...	1	15	48.2	14	1	...
Hypertension with heart disease (440-443)	12	46.3	12	5	16.3	4	...	1	5	16.1	5
Hypertension without mention of heart (444-447)	1	3.9	1	1	3.3	1	3	9.6	2	1	...
Influenza (480-483)	2	6.5	2
Pneumonia (490-493)	16	61.8	15	1	...	10	32.7	6	...	4	4	12.9	4
Bronchitis (500-502)	2	7.7	2	3	9.8	3	1	3.2	1
Ulcer of stomach and duodenum (540, 541)	3	11.6	3	2	6.5	2
Appendicitis (550-553)	1	3.9	1
Intestinal obstruction and hernia (560, 561, 570)	4	15.4	4	2	6.5	2	5	16.1	3	...	2
Gastritis, duodenitis, enteritis and colitis, except diarrhea of the newborn (543, 571, 572)	2	7.7	2	4	13.1	1	...	3	1	3.2	1
Cirrhosis of liver (581)	3	11.6	3	5	16.3	3	...	2	5	16.1	3	1	1
Nephritis and nephrosis (590-594)	1	3.9	1	6	19.6	4	1	1	3	9.6	3
Hyperplasia of prostate (610)	2	6.5	1	...	1	1	3.2	1
Complications of pregnancy, childbirth and the puerperium (640-689)**	3	9.8	3	3	9.6	3
Congenital malformations (750-759)	1	3.9	1	1	3.2	1
Birth injuries, postnatal asphyxia and atelectasis (760-762)	3	11.6	3	6	19.6	5	...	1	1	3.2	1
Infections of the newborn (763-768)
Other diseases peculiar to early infancy and immaturity unqualified (769-776)	2	7.7	2	3	9.8	1	1	1	2	6.4	2
Senility without mention of psychosis, ill-defined and unknown causes (780-795)	5	19.3	5	2	6.5	2	3	9.6	3
All other diseases (Residual)	25	96.5	24	...	1	30	98.0	20	2	8	30	96.5	29	...	1
Motor-vehicle accidents (E810-E835)	15	57.9	13	...	2	11	35.9	10	...	1	13	41.8	12	1	...
All other accidents (E800-E802, E840-E962)	10	38.6	9	1	...	11	35.9	10	11	35.4	11
Suicide and self-inflicted injury (E963, E970-E979)	1	3.9	1	1	3.3	1	2	6.4	2
Homicide and operations of war (E964, E965, E980-E999)	2	6.5	...	1	1	1	3.2	1

TABLE VIII. (b) RESIDENT BIRTHS, DEATHS AND DEATHS BY IMPORTANT CAUSES, NUMBER AND RATE BY COUNTY, AND NUMBER BY COUNTY AND RACE, OKLAHOMA, 1966 (continued)

	CARTER					CHEROKEE					CHOCTAW				
	TOTAL		RACE			TOTAL		RACE			TOTAL		RACE		
	NO.	RATE	WH	NEG	IND	NO.	RATE	WH	NEG	IND	NO.	RATE	WH	NEG	IND
Estimated population, July 1, 1966	38,400					19,800					16,200				
Live births*	527	13.7	443	61	23	320	16.2	202	11	107	231	14.3	155	57	19
Physician in hospital	505	...	429	53	23	313	...	200	8	105	197	...	152	26	19
Physician not in hospital	20	...	14	6	...	5	...	1	2	2	6	6	...
Midwife, other, or unknown	2	2	...	2	...	1	1	...	28	...	3	25	...
Stillbirths*	6	11.4	3	3	...	7	21.9	4	...	3	1	4.3	1
Physician in hospital	6	...	3	3	...	7	...	4	...	3	1	...	1
Physician not in hospital
Midwife, other, or unknown
Total deaths, all causes*	460	12.0	406	44	10	206	10.4	183	6	17	268	16.5	215	47	6
Deaths under 1 year*	8	15.2	5	3	...	8	25.0	7	...	1	8	34.6	7	1	...
Deaths under 1 month*	2	3.8	2	5	15.6	4	...	1	6	26.0	5	1	...
Tuberculosis of respiratory system (001-008)	2	5.2	1	1	...	1	5.1	1	1	6.2	1
Tuberculosis, other forms (010-019)
Syphilis and its sequelae (020-029)
Typhoid fever (040)
Dysentery, all forms (045-048)
Scarlet fever and streptococcal sore throat (050, 051)
Diphtheria (055)
Whooping cough (056)
Meningococcal infections (057)
Acute poliomyelitis (080)	1	5.1	1
Smallpox (084)
Measles (085)
Typhus and other rickettsial diseases (100-108)
Malaria (110-117)
All other diseases classified as infective and parasitic (030-039, 041, 042, 044, 049, 052-054, 059-074, 081-083, 086-096, 120-138)
Malignant neoplasms, including neoplasms of lymphatic and hematopoietic tissues (140-205)	71	184.9	68	3	...	35	176.8	32	...	3	24	148.1	20	4	...
Benign and unspecified neoplasms (210-239)	2	5.2	2	1	5.1	1	1	6.2	1
Diabetes mellitus (260)	6	15.6	5	1	...	5	25.3	4	...	1	9	55.5	5	3	1
Anemias (290-293)	1	2.6	1	1	6.2	1
Vascular lesions affecting central nervous system (330-3															

TABLE VIII. (b) RESIDENT BIRTHS, DEATHS AND DEATHS BY IMPORTANT CAUSES, NUMBER AND RATE BY COUNTY, AND NUMBER BY COUNTY AND RACE, OKLAHOMA, 1966

(continued)

	CIMMARRON					CLEVELAND					COAL				
	TOTAL		RACE			TOTAL		RACE			TOTAL		RACE		
	NO.	RATE	WH	NEG	IND	NO.	RATE	WH	NEG	IND	NO.	RATE	WH	NEG	IND
Estimated population, July 1, 1966	4,300					70,900					5,900				
Live births*	54	12.6	54			1253	17.7	1233	1	19	65	11.0	61		4
Physician in hospital	54		54			1250		1230	1	19	65		61		4
Physician not in hospital						2		1							
Midwife, other, or unknown	3	55.6	3			14	11.2	14			1	15.4	1		
Stillbirths*	3		3			14		14			1				
Physician in hospital															
Physician not in hospital															
Midwife, other, or unknown															
Total deaths, all causes*	47	10.9	47			367	5.2	363	2	2	73	12.4	71	1	1
Deaths under 1 year*	4	74.1	4			16	12.8	16			2	30.8	2		
Deaths under 1 month*	4	74.1	4			10	8.0	10			2	30.8	2		
Tuberculosis of respiratory system (001-008)						2	2.8	2			1	16.9	1		
Tuberculosis, other forms (010-019)															
Syphilis and its sequelae (020-029)						1	1.4	1							
Typhoid fever (040)															
Dysentery, all forms (045-048)															
Scarlet fever and streptococcal sore throat (050, 051)															
Diphtheria (055)															
Whooping cough (056)															
Meningococcal infections (057)															
Acute poliomyelitis (080)															
Smallpox (084)															
Measles (085)															
Typhus and other rickettsial diseases (100-108)															
Malaria (110-117)															
All other diseases classified as infective and parasitic (030-039, 041, 042, 044, 049, 052-054, 059-074, 081-083, 086-096, 120-138)															
Malignant neoplasms, including neoplasms of lymphatic and hematopoietic tissues (140-205)	8	186.0	8			62	87.4	62			12	203.4	12		
Benign and unspecified neoplasms (210-239)	1	23.3	1			8	11.3	8			1	16.9	1		
Diabetes mellitus (260)						2	2.8	2							
Anemias (290-293)											11	186.4	10		1
Vascular lesions affecting central nervous system (330-334)	4	93.0	4			54	76.2	54							
Nonmeningococcal meningitis (340)															
Rheumatic fever (400-402)						2	2.8	2							
Chronic rheumatic heart disease (410-416)															
Arteriosclerotic and degenerative heart disease (420-422)	21	488.4	21			107	150.9	106	1		23	389.8	23		
Other diseases of heart (430-434)						4	5.6	4			4	67.8	4		
Hypertension with heart disease (440-443)						3	4.2	3			2	33.9	2		
Hypertension without mention of heart (444-447)						1	1.4	1			1	16.9	1		
Influenza (480-483)	1	23.3	1			1	1.4	1			1	16.9	1		
Pneumonia (490-493)						6	8.5	6							
Bronchitis (500-502)						2	2.8	2							
Ulcer of stomach and duodenum (540, 541)						1	1.4	1							
Appendicitis (550-553)															
Intestinal obstruction and hernia (560, 561, 570)	2	46.5	2			3	4.2	3							
Gastritis, duodenitis, enteritis and colitis, except diarrhea of the newborn (543, 571, 572)						2	2.8	1		1					
Cirrhosis of liver (581)						2	2.8	2			2	33.9	1	1	
Nephritis and nephrosis (590-594)						5	7.1	5							
Hyperplasia of prostate (610)															
Complications of pregnancy, childbirth and the puerperium (640-689)**															
Congenital malformations (750-759)	2	46.5	2			3	4.2	3			1	16.9	1		
Birth injuries, postnatal asphyxia and atelectasis (760-762)						1	1.4	1			1	16.9	1		
Infections of the newborn (763-768)	1	23.3	1			3	4.2	3							
Other diseases peculiar to early infancy and immaturity unqualified (769-776)	1	23.3	1			6	8.5	6			1	16.9	1		
Senility without mention of psychosis, ill-defined and unknown causes (780-795)						11	15.5	11							
All other diseases (Residual)						35	49.4	34		1	7	118.6	7		
Motor-vehicle accidents (E810-E835)	3	69.8	3			14	19.7	13	1		3	50.8	3		
All other accidents (E800-E802, E840-E962)	2	46.5	2			15	21.2	15			2	33.9	2		
Suicide and self-inflicted injury (E963, E970-E979)	1	23.3	1								1	16.9	1		
Homicide and operations of war (E964, E965, E980-E999)						1	1.4	1							

TABLE VIII. (b) RESIDENT BIRTHS, DEATHS AND DEATHS BY IMPORTANT CAUSES, NUMBER AND RATE BY COUNTY, AND NUMBER BY COUNTY AND RACE, OKLAHOMA, 1966

(continued)

	COMANCHE					COTTON					CRAIG				
	TOTAL		RACE			TOTAL		RACE			TOTAL		RACE		
	NO.	RATE	WH	NEG	IND	NO.	RATE	WH	NEG	IND	NO.	RATE	WH	NEG	IND
Estimated population, July 1, 1966	103,000					7,200					16,700				
Live births*	2180	21.2	1795	279	106	72	10.0	54	7	11	177	10.6	160	12	5
Physician in hospital	2175		1793	277	105	71		54	6	11	176		160	11	5
Physician not in hospital	3		2		1										
Midwife, other, or unknown	2				2	1					1				
Stillbirths*	26	11.9	17	8	1						1	5.6	1		
Physician in hospital	26		17	8	1						1				
Physician not in hospital															
Midwife, other, or unknown															
Total deaths, all causes*	545	5.3	474	57	14	88	12.2	82	5	1	195	11.7	184	7	4
Deaths under 1 year*	52	23.9	39	12	1	3	41.7	1	2		4	22.6	4		
Deaths under 1 month*	37	17.0	30	6	1	1	13.9				3	16.9	3		
Tuberculosis of respiratory system (001-008)															
Tuberculosis, other forms (010-019)															
Syphilis and its sequelae (020-029)	1	1.0	1												
Typhoid fever (040)															
Dysentery, all forms (045-048)															
Scarlet fever and streptococcal sore throat (050, 051)															
Diphtheria (055)															
Whooping cough (056)															
Meningococcal infections (057)	1	1.0	1								1	6.0	1		
Acute poliomyelitis (080)															
Smallpox (084)															
Measles (085)															
Typhus and other rickettsial diseases (100-108)															
Malaria (110-117)															
All other diseases classified as infective and parasitic (030-039, 041, 042, 044, 049, 052-054, 059-074, 081-083, 086-096, 120-138)															
Malignant neoplasms, including neoplasms of lymphatic and hematopoietic tissues (140-205)	82	79.6	71	8	3	17	236.1	16	1		36	215.6	33	2	1
Benign and unspecified neoplasms (210-239)	1	1.0	1												
Diabetes mellitus (260)	7	6.8	6	1		4	55.6	4			3	18.0	4		
Anemias (290-293)	1	1.0			1										
Vascular lesions affecting central nervous system (330-334)	60	58.3	53	7		11	152.8	11			33	197.6	33		
Nonmeningococcal meningitis (340)	2	1.9	2												
Rheumatic fever (400-402)	1	1.0	1												
Chronic rheumatic heart disease (410-416)	1	1.0	1												
Arteriosclerotic and degenerative heart disease (420-422)	166	161.2	156	6	4	25	347.2	25			1	6.0	1		
Other diseases of heart (430-434)	19	18.4	18		1	2	27.8	2			49	293.4	47	1	1
Hypertension with heart disease (440-443)	11	10.7	4	7		2	27.8	2			8	47.9	8		
Hypertension without mention of heart (444-447)	1	1.0	1												
Influenza (480-483)											1	12.0	2		
Pneumonia (490-493)	9	8.7	7	2		3	41.7	2	1		1	6.0	1		
Bronchitis (500-502)															

TABLE VIII. (b) RESIDENT BIRTHS, DEATHS AND DEATHS BY IMPORTANT CAUSES, NUMBER AND RATE BY COUNTY, AND NUMBER BY COUNTY AND RACE, OKLAHOMA, 1966 (continued)

	CREEK					CUSTER					DELAWARE				
	TOTAL		RACE			TOTAL		RACE			TOTAL		RACE		
	NO.	RATE	WH	NEG	IND	NO.	RATE	WH	NEG	IND	NO.	RATE	WH	NEG	IND
Estimated population, July 1, 1966	43,800					22,800					14,700				
Live births*	714	16.3	596	72	46	350	15.4	296	26	28	223	15.2	155	--	68
Physician in hospital	702	--	590	67	45	346	--	293	26	27	221	--	153	--	68
Physician not in hospital	6	--	3	2	1	3	--	2	--	1	2	--	2	--	--
Midwife, other, or unknown	10	14.0	9	1	--	5	14.3	5	--	--	1	4.5	1	--	--
Stillbirths*	9	--	8	1	--	5	--	--	--	--	1	--	1	--	--
Physician in hospital	1	--	1	--	--	--	--	--	--	--	--	--	--	--	--
Physician not in hospital	--	--	--	--	--	--	--	--	--	--	--	--	--	--	--
Midwife, other, or unknown	--	--	--	--	--	--	--	--	--	--	--	--	--	--	--
Total deaths, all causes*	525	12.0	466	51	8	218	9.6	190	12	16	202	13.7	183	--	19
Deaths under 1 year*	17	23.8	13	4	--	8	22.9	5	2	1	5	22.4	3	--	2
Deaths under 1 month*	13	18.2	11	2	--	6	17.1	3	2	1	3	13.5	2	--	1
Tuberculosis of respiratory system (001-008)	2	4.6	2	--	--	1	4.4	1	--	--	1	6.8	1	--	1
Tuberculosis, other forms (010-019)	--	--	--	--	--	1	4.4	1	--	--	--	--	--	--	--
Syphilis and its sequelae (020-029)	--	--	--	--	--	--	--	--	--	--	--	--	--	--	--
Typhoid fever (040)	--	--	--	--	--	--	--	--	--	--	--	--	--	--	--
Dysentery, all forms (045-048)	--	--	--	--	--	--	--	--	--	--	--	--	--	--	--
Scarlet fever and streptococcal sore throat (050, 051)	--	--	--	--	--	--	--	--	--	--	--	--	--	--	--
Diphtheria (055)	--	--	--	--	--	--	--	--	--	--	--	--	--	--	--
Whooping cough (056)	--	--	--	--	--	--	--	--	--	--	--	--	--	--	--
Meningococcal infections (057)	--	--	--	--	--	--	--	--	--	--	--	--	--	--	--
Acute poliomyelitis (080)	--	--	--	--	--	--	--	--	--	--	--	--	--	--	--
Smallpox (084)	--	--	--	--	--	--	--	--	--	--	--	--	--	--	--
Measles (085)	--	--	--	--	--	--	--	--	--	--	--	--	--	--	--
Typhus and other rickettsial diseases (100-108)	--	--	--	--	--	--	--	--	--	--	--	--	--	--	--
Malaria (110-117)	--	--	--	--	--	--	--	--	--	--	--	--	--	--	--
All other diseases classified as infective and parasitic (030-039, 041, 042, 044, 049, 052-054, 059-074, 081-083, 086-096, 120-138)	3	6.8	3	--	--	1	4.4	1	--	--	1	6.8	1	--	--
Malignant neoplasms, including neoplasms of lymphatic and hematopoietic tissues (140-205)	85	194.1	77	6	2	29	127.2	28	1	--	26	176.9	24	--	2
Benign and unspecified neoplasms (210-239)	13	29.7	11	2	--	6	26.3	4	1	1	4	27.2	4	--	--
Diabetes mellitus (260)	--	--	--	--	--	1	4.4	1	--	--	--	--	--	--	--
Anemias (290-293)	--	--	--	--	--	--	--	--	--	--	26	176.9	25	--	1
Vascular lesions affecting central nervous system (330-334)	53	121.0	47	6	--	25	109.6	24	--	1	--	--	--	--	--
Nonmeningococcal meningitis (340)	2	4.6	2	--	--	--	--	--	--	--	1	6.8	1	--	--
Rheumatic fever (400-402)	--	--	--	--	--	--	--	--	--	--	--	--	--	--	--
Chronic rheumatic heart disease (410-416)	--	--	--	--	--	--	--	--	--	--	--	--	--	--	--
Arteriosclerotic and degenerative heart disease (420-422)	184	420.1	171	12	1	68	298.2	63	3	2	61	210.9	59	--	2
Other diseases of heart (430-434)	13	29.7	10	2	1	--	--	--	--	--	6	40.8	6	--	--
Hypertension with heart disease (440-443)	21	47.9	18	3	--	3	13.2	3	--	--	1	6.8	1	--	--
Hypertension without mention of heart (444-447)	3	6.8	1	1	1	1	4.4	1	--	--	--	--	--	--	--
Influenza (480-483)	1	2.3	1	--	--	4	17.5	4	--	--	11	74.8	9	--	2
Pneumonia (490-493)	9	20.5	8	1	--	1	4.4	1	--	--	2	13.6	2	--	--
Bronchitis (500-502)	2	4.6	2	--	--	--	--	--	--	--	1	6.8	1	--	--
Ulcer of stomach and duodenum (540, 541)	1	2.3	1	--	--	--	--	--	--	--	2	13.6	2	--	--
Appendicitis (550-553)	2	4.6	2	--	--	2	8.8	2	--	--	--	--	--	--	--
Intestinal obstruction and hernia (560, 561, 570)	--	--	--	--	--	--	--	--	--	--	--	--	--	--	--
Gastritis, duodenitis, enteritis and colitis, except diarrhea of the newborn (543, 571, 572)	1	2.3	--	1	--	4	17.5	4	--	--	5	34.0	4	--	1
Cirrhosis of liver (581)	3	6.8	2	--	1	6	26.3	4	--	2	2	13.6	1	--	1
Nephritis and nephrosis (590-594)	15	34.2	12	3	--	4	17.5	4	--	--	--	--	--	--	--
Hyperplasia of prostate (610)	2	4.6	2	--	--	--	--	--	--	--	--	--	--	--	--
Complications of pregnancy, childbirth and the puerperium (640-689)**	--	--	--	--	--	1	0.4	--	1	--	--	--	--	--	--
Congenital malformations (750-759)	2	4.6	2	--	--	3	13.2	3	--	--	2	13.6	2	--	--
Birth injuries, postnatal asphyxia and atelectasis (760-762)	3	6.8	3	--	--	5	21.9	3	1	1	1	6.8	--	--	1
Infections of the newborn (763-768)	1	2.3	--	1	--	--	--	--	--	--	1	6.8	1	--	--
Other diseases peculiar to early infancy and immaturity unqualified (769-776)	4	9.1	3	1	--	1	4.4	--	1	--	2	13.6	1	--	1
Senility without mention of psychosis, ill-defined and unknown causes (780-795)	6	13.7	3	1	2	7	30.7	4	1	2	28	190.5	26	--	2
All other diseases (Residual)	51	116.4	47	4	--	25	109.6	22	1	2	5	34.0	5	--	3
Motor-vehicle accidents (E810-E835)	12	27.4	11	1	--	8	35.1	4	--	4	6	40.8	3	--	3
All other accidents (E800-E802, E840-E962)	21	47.9	15	6	--	9	39.5	7	2	--	3	20.4	3	--	--
Suicide and self-inflicted injury (E963, E970-E979)	9	20.5	9	--	--	1	4.4	1	--	--	1	6.8	1	--	--
Homicide and operations of war (E964, E965, E980-E999)	1	2.3	1	--	--	1	4.4	--	--	--	1	6.8	1	--	--

TABLE VIII. (b) RESIDENT BIRTHS, DEATHS AND DEATHS BY IMPORTANT CAUSES, NUMBER AND RATE BY COUNTY, AND NUMBER BY COUNTY AND RACE, OKLAHOMA, 1966 (continued)

	DEWEY					ELLIS					GARFIELD				
	TOTAL		RACE			TOTAL		RACE			TOTAL		RACE		
	NO.	RATE	WH	NEG	IND	NO.	RATE	WH	NEG	IND	NO.	RATE	WH	NEG	IND
Estimated population, July 1, 1966	6,100					5,200					56,300				
Live births*	60	9.8	54	--	6	60	11.5	60	--	--	947	16.8	873	62	12
Physician in hospital	55	--	49	--	6	60	--	60	--	--	936	--	862	62	12
Physician not in hospital	3	--	3	--	--	--	--	--	--	--	2	--	2	--	--
Midwife, other, or unknown	2	--	2	--	--	--	--	--	--	--	9	--	9	--	--
Stillbirths*	--	--	--	--	--	2	33.3	2	--	--	5	5.3	5	--	--
Physician in hospital	--	--	--	--	--	2	--	2	--	--	5	--	5	--	--
Physician not in hospital	--	--	--	--	--	--	--	--	--	--	5	--	5	--	--
Midwife, other, or unknown	--	--	--	--	--	--	--	--	--	--	--	--	--	--	--
Total deaths, all causes*	74	12.1	70	--	4	81	15.6	81	--	--	526	9.3	498	27	1
Deaths under 1 year*	2	33.3	1	--	1	--	--	--	--	--	17	18.0	16	1	--
Deaths under 1 month*	1	16.7	1	--	--	--	--	--	--	--	15	15.8	14	1	--
Tuberculosis of respiratory system (001-008)	--	--	--	--	--	--	--	--	--	--	1	1.8	1	--	--
Tuberculosis, other forms (010-019)	--	--	--	--	--	--	--	--	--	--	--	--	--	--	--
Syphilis and its sequelae (020-029)	--	--	--	--	--	--	--	--	--	--	--	--	--	--	--
Typhoid fever (040)	--	--	--	--	--	--	--	--	--	--	--	--	--	--	--
Dysentery, all forms (045-048)	--	--	--	--	--	--	--	--	--	--	--	--	--	--	--
Scarlet fever and streptococcal sore throat (050, 051)	--	--	--	--	--	--	--	--	--	--	--	--	--	--	--
Diphtheria (055)	--	--	--	--	--	--	--	--	--	--	--	--	--	--	--
Whooping cough (056)	--	--	--	--	--	--	--	--	--	--	--	--	--	--	--
Meningococcal infections (057)	--	--	--	--	--	--	--	--	--	--	--	--	--	--	--
Acute poliomyelitis (080)	--	--	--	--	--	--	--	--	--	--	--	--	--	--	--
Smallpox (084)	--	--	--	--	--	--	--	--	--	--	--	--	--	--	--
Measles (085)	--	--	--	--	--	--	--	--	--	--	--	--	--	--	--
Typhus and other rickettsial diseases (100-108)	--	--	--	--	--	--	--	--	--	--	--	--	--	--	--
Malaria (110-117)	--	--	--	--	--	--	--	--	--	--	--	--	--	--	--
All other diseases classified as infective and parasitic (030-039, 041, 042, 044, 049, 052-054, 059-074, 081-083, 086-096, 120-138)	--	--	--	--	--	--	--	--	--	--	3	5.3	3	--	--
Malignant neoplasms, including neoplasms of lymphatic and hematopoietic tissues (140-205)	7	114.8	7	--	--	12	230.8	12	--	--	86	152.8	80	6	--
Benign and unspecified neoplasms (210-239)	2	32.8	2	--	--	1	19.2	1	--	--	1	1.8	1	--	--
Diabetes mellitus (260)	--	--	--	--	--	13	23.1	11	1	1	1	1.8	1	--	--
Anemias (290-293)	--	--	--	--	--	1	1.8	1	--	--	1	1.8	1	--	--
Vascular lesions affecting central nervous system (330-334)	10	163.9	9	--	1	9	173.1	9	--	--	53				

TABLE VIII (b) RESIDENT BIRTHS, DEATHS AND DEATHS BY IMPORTANT CAUSES, NUMBER AND RATE BY COUNTY, AND NUMBER BY COUNTY AND RACE, OKLAHOMA, 1966 (continued)

	KINGFISHER					KIOWA					LATTIMER				
	TOTAL		RACE			TOTAL		RACE			TOTAL		RACE		
	NO.	RATE	WH	NEG	IND	NO.	RATE	WH	NEG	IND	NO.	RATE	WH	NEG	IND
Estimated population, July 1, 1966	207	17.0	190	7	10	191	12.7	154	19	18	106	12.5	93	1	12
Live births*	207	---	190	7	10	189	---	152	19	18	5	---	5	---	---
Physician in hospital	---	---	---	---	---	---	---	---	---	---	---	---	---	---	---
Physician not in hospital	---	---	---	---	---	2	---	2	---	---	1	9.4	1	---	---
Midwife, other, or unknown	3	14.5	3	---	---	3	15.7	3	---	---	1	---	1	---	---
Stillbirths*	3	---	3	---	---	3	---	3	---	---	---	---	---	---	---
Physician in hospital	---	---	---	---	---	---	---	---	---	---	---	---	---	---	---
Physician not in hospital	---	---	---	---	---	---	---	---	---	---	---	---	---	---	---
Midwife, other, or unknown	136	11.1	132	2	2	184	12.3	174	9	1	88	10.4	83	2	3
Total deaths, all causes*	1	4.8	1	---	---	5	26.2	5	---	---	3	28.3	2	---	1
Deaths under 1 year*	1	4.8	1	---	---	4	20.9	4	---	---	2	18.9	1	---	1
Deaths under 1 month*	1	8.2	1	---	---	---	---	---	---	---	1	11.8	1	---	---
Tuberculosis of respiratory system (001-008)	---	---	---	---	---	---	---	---	---	---	---	---	---	---	---
Tuberculosis, other forms (010-019)	---	---	---	---	---	---	---	---	---	---	---	---	---	---	---
Syphilis and its sequelae (020-029)	---	---	---	---	---	---	---	---	---	---	---	---	---	---	---
Typhoid fever (040)	---	---	---	---	---	---	---	---	---	---	---	---	---	---	---
Dysentery, all forms (045-048)	---	---	---	---	---	---	---	---	---	---	---	---	---	---	---
Scarlet fever and streptococcal sore throat (050, 051)	---	---	---	---	---	---	---	---	---	---	---	---	---	---	---
Diphtheria (055)	---	---	---	---	---	---	---	---	---	---	---	---	---	---	---
Whooping cough (056)	---	---	---	---	---	---	---	---	---	---	---	---	---	---	---
Meningococcal infections (057)	---	---	---	---	---	---	---	---	---	---	---	---	---	---	---
Acute poliomyelitis (080)	---	---	---	---	---	---	---	---	---	---	---	---	---	---	---
Smallpox (084)	---	---	---	---	---	---	---	---	---	---	---	---	---	---	---
Measles (085)	---	---	---	---	---	---	---	---	---	---	---	---	---	---	---
Typhus and other rickettsial diseases (100-108)	---	---	---	---	---	---	---	---	---	---	---	---	---	---	---
Malaria (110-117)	---	---	---	---	---	---	---	---	---	---	---	---	---	---	---
All other diseases classified as infective and parasitic (030-039, 041, 042, 044, 049, 052-054, 059-074, 081-083, 086-096, 120-138)	---	---	---	---	---	---	---	---	---	---	---	---	---	---	---
Malignant neoplasms, including neoplasms of lymphatic and hematopoietic tissues (140-205)	22	180.3	22	---	---	30	200.0	28	2	---	11	129.4	11	---	---
Benign and unspecified neoplasms (210-239)	---	---	---	---	---	---	---	---	---	---	---	---	---	---	---
Diabetes mellitus (260)	4	32.8	4	---	---	4	26.7	4	---	---	2	23.5	2	---	---
Anemias (290-293)	1	8.2	1	---	---	---	---	---	---	---	---	---	---	---	---
Vascular lesions affecting central nervous system (330-334)	22	180.3	21	1	---	32	213.3	30	2	---	12	141.2	12	---	---
Nonmeningococcal meningitis (340)	---	---	---	---	---	1	6.7	1	---	---	---	---	---	---	---
Rheumatic fever (400-402)	1	8.2	1	---	---	---	---	---	---	---	1	11.8	1	---	---
Chronic rheumatic heart disease (410-416)	---	---	---	---	---	---	---	---	---	---	---	---	---	---	---
Arteriosclerotic and degenerative heart disease (420-422)	49	401.6	49	---	---	76	506.7	72	4	---	35	411.8	33	1	1
Other diseases of heart (430-434)	6	49.2	6	---	---	3	20.0	2	1	---	4	47.1	3	---	---
Hypertension with heart disease (440-443)	1	8.2	---	1	---	9	60.0	9	---	---	---	---	---	---	---
Hypertension without mention of heart (444-447)	---	---	---	---	---	---	---	---	---	---	---	---	---	---	---
Influenza (480-483)	---	---	---	---	---	---	---	---	---	---	---	---	---	---	---
Pneumonia (490-493)	2	16.4	2	---	---	2	13.3	1	---	---	1	23.5	2	---	---
Bronchitis (500-502)	---	---	---	---	---	1	6.7	1	---	---	---	---	---	---	---
Ulcer of stomach and duodenum (540, 541)	---	---	---	---	---	---	---	---	---	---	---	---	---	---	---
Appendicitis (550-553)	---	---	---	---	---	---	---	---	---	---	---	---	---	---	---
Intestinal obstruction and hernia (560, 561, 570)	1	8.2	1	---	---	3	20.0	3	---	---	1	11.8	1	---	---
Gastritis, duodenitis, enteritis and colitis, except diarrhea of the newborn (543, 571, 572)	---	---	---	---	---	1	6.7	1	---	---	1	11.8	1	---	---
Cirrhosis of liver (581)	---	---	---	---	---	1	6.7	1	---	---	---	---	---	---	---
Nephritis and nephrosis (590-594)	2	16.4	2	---	---	1	6.7	1	---	---	---	---	---	---	---
Hyperplasia of prostate (610)	---	---	---	---	---	---	---	---	---	---	---	---	---	---	---
Complications of pregnancy, childbirth and the puerperium (640-689)++	---	---	---	---	---	---	---	---	---	---	2	23.5	2	---	---
Congenital malformations (750-759)	---	---	---	---	---	---	---	---	---	---	---	---	---	---	---
Birth injuries, postnatal asphyxia and atelectasis (760-762)	1	8.2	1	---	---	3	20.0	3	---	---	---	---	---	---	---
Infections of the newborn (763-768)	---	---	---	---	---	---	---	---	---	---	1	11.8	---	---	1
Other diseases peculiar to early infancy and immaturity unqualified (769-776)	---	---	---	---	---	1	6.7	1	---	---	---	---	---	---	---
Senility without mention of psychosis, ill-defined and unknown causes (780-795)	3	24.6	3	---	---	8	53.3	8	---	---	8	94.1	8	---	---
All other diseases (Residual)	9	73.8	7	---	---	3	20.0	3	---	---	2	23.5	2	---	---
Motor-vehicle accidents (E810-E835)	7	57.4	7	---	---	5	33.3	5	---	---	---	---	---	---	---
All other accidents (E800-E802, E840-E962)	4	32.8	4	---	---	---	---	---	---	---	1	11.8	1	---	---
Suicide and self-inflicted injury (E963, E970-E979)	---	---	---	---	---	---	---	---	---	---	---	---	---	---	---
Homicide and operations of war (E964, E965, E980-E999)	---	---	---	---	---	---	---	---	---	---	---	---	---	---	---

TABLE VIII (b) RESIDENT BIRTHS, DEATHS AND DEATHS BY IMPORTANT CAUSES, NUMBER AND RATE BY COUNTY, AND NUMBER BY COUNTY AND RACE, OKLAHOMA, 1966 (continued)

	LEFLORE					LINCOLN					LOGAN				
	TOTAL		RACE			TOTAL		RACE			TOTAL		RACE		
	NO.	RATE	WH	NEG	IND	NO.	RATE	WH	NEG	IND	NO.	RATE	WH	NEG	IND
Estimated population, July 1, 1966	30,00	---	---	---	---	19,400	---	---	---	---	18,200	---	---	---	---
Live births*	440	14.6	397	18	25	271	14.0	236	23	12	210	11.5	163	45	2
Physician in hospital	425	---	384	16	25	205	---	178	16	11	204	---	160	42	2
Physician not in hospital	11	---	11	---	---	58	---	50	7	1	4	---	3	1	---
Midwife, other, or unknown	4	---	2	2	---	8	---	8	---	---	2	---	2	---	---
Stillbirths*	6	13.6	5	---	1	---	---	---	---	---	7	33.3	5	2	---
Physician in hospital	6	---	5	---	1	---	---	---	---	---	6	---	5	1	---
Physician not in hospital	---	---	---	---	---	---	---	---	---	---	1	---	---	---	---
Midwife, other, or unknown	---	---	---	---	---	---	---	---	---	---	---	---	---	---	---
Total deaths, all causes*	372	12.4	352	12	8	267	13.8	248	17	2	274	15.1	222	52	---
Deaths under 1 year*	6	13.6	5	---	1	9	33.2	6	3	---	9	42.9	8	1	---
Deaths under 1 month*	3	6.8	2	---	1	7	25.8	5	2	---	5	23.8	5	---	---
Tuberculosis of respiratory system (001-008)	2	6.6	1	1	---	---	---	---	---	---	---	---	---	---	---
Tuberculosis, other forms (010-019)	---	---	---	---	---	---	---	---	---	---	---	---	---	---	---
Syphilis and its sequelae (020-029)	---	---	---	---	---	---	---	---	---	---	1	5.5	1	---	---
Typhoid fever (040)	---	---	---	---	---	---	---	---	---	---	---	---	---	---	---
Dysentery, all forms (045-048)	---	---	---	---	---	---	---	---	---	---	---	---	---	---	---
Scarlet fever and streptococcal sore throat (050, 051)	---	---	---	---	---	---	---	---	---	---	---	---	---	---	---
Diphtheria (055)	---	---	---	---	---	---	---	---	---	---	---	---	---	---	---
Whooping cough (056)	---	---	---	---	---	---	---	---	---	---	---	---	---	---	---
Meningococcal infections (057)	---	---	---	---	---	---	---	---	---	---	---	---	---	---	---
Acute poliomyelitis (080)	---	---	---	---	---	---	---	---	---	---	---	---	---	---	---
Smallpox (084)	---	---	---	---	---	---	---	---	---	---	---	---	---	---	---
Measles (085)	---	---	---	---	---	---	---	---	---	---	---	---	---	---	---
Typhus and other rickettsial diseases (100-108)	---	---	---	---	---	---	---	---	---	---	---	---	---	---	---
Malaria (110-117)	---	---	---	---	---	---	---	---	---	---	---	---	---	---	---
All other diseases classified as infective and parasitic (030-039, 041, 042, 044, 049, 052-054, 059-074, 081-083, 086-096, 120-138)	1	3.3	1	---	---	---	---	---	---	---	1	5.5	1	---	---
Malignant neoplasms, including neoplasms of lymphatic and hematopoietic tissues (140-205)	53	176.1	48	2	3	49	252.6	46	2	1	40	219.8	30	10	---
Benign and unspecified neoplasms (210-239)	2	6.6	2	---	---	---	---	---	---	---	---	---	---	---	---
Diabetes mellitus (260)	9	29.9	9	---	---	7	36.1	6	1	---	4	22.0	3	1	---
Anemias (290-293)	---	---	---	---	---	1	5.2	1	---	---	---	---	---	---	---
Vascular lesions affecting central nervous system (330-334)	53	176.1	51	2	---	33	170.1	32	1	---	52	285.7	43	9	---
Nonmeningococcal meningitis (340)	---	---	---	---	---	---	---	---	---	---	1	5.5	---	1	---
Rheumatic fever (400-402)	---														

TABLE VIII (b) RESIDENT BIRTHS, DEATHS AND DEATHS BY IMPORTANT CAUSES, NUMBER AND RATE BY COUNTY, AND NUMBER BY COUNTY AND RACE, OKLAHOMA, 1966 (continued)

	LOVE					McCLAIN					McCURTAIN					
	TOTAL		RACE			TOTAL		RACE			TOTAL		RACE			
	NO.	RATE	WH	NEG	IND	NO.	RATE	WH	NEG	IND	NO.	RATE	WH	NEG	IND	
Estimated population, July 1, 1966	6,300					13,300					28,300					
Live births*	86	13.7	77	5	4	187	14.1	182	3	2	561	19.8	397	91	73	
Physician in hospital	82	...	74	4	4	185	...	180	3	2	538	...	388	77	73	
Physician not in hospital	4	...	3	1	...	2	...	2	10	...	4	9	...	
Midwife, other, or unknown	3	34.9	2	1	...	2	10.7	2	5	8.9	2	1	2	
Stillbirths*	2	...	1	1	...	2	...	2	4	...	1	1	2	
Physician in hospital	1	...	1	1	...	1	
Physician not in hospital	
Midwife, other, or unknown	74	11.7	66	8	...	112	8.4	107	4	1	300	...	229	50	21	
Total deaths, all causes*	5	58.1	5	1	5.3	1	17	30.3	8	3	6	
Deaths under 1 year*	5	58.1	5	1	5.3	1	9	16.0	7	1	1	
Deaths under 1 month*	3	10.6	2	...	1	
Tuberculosis of respiratory system (001-008)
Tuberculosis, other forms (010-019)
Syphilis and its sequelae (020-029)
Typhoid fever (040)
Dysentery, all forms (045-048)
Scarlet fever and streptococcal sore throat (050, 051)
Diphtheria (055)
Whooping cough (056)	1	7.5	1
Meningococcal infections (057)
Acute poliomyelitis (080)
Smallpox (084)
Measles (085)
Typhus and other rickettsial diseases (100-108)
Malaria (110-117)
All other diseases classified as infective and parasitic (030-039, 041, 042, 044, 049, 052-054, 059-074, 081-083, 086-096, 120-138)	1	3.5	1	
Malignant neoplasms, including neoplasms of lymphatic and hematopoietic tissues (140-205)	6	95.2	6	21	157.9	20	1	...	50	176.7	43	3	4	
Benign and unspecified neoplasms (210-239)	1	15.9	1	2	15.0	2	8	28.3	3	4	1	
Diabetes mellitus (260)	2	31.7	2	1	7.5	1	
Anemias (290-293)
Vascular lesions affecting central nervous system (330-334)	13	206.3	12	1	...	17	127.8	17	35	123.7	22	13	...	
Normeningococcal meningitis (340)	1	3.5	...	1	...	
Rheumatic fever (400-402)	1	7.5	1	
Chronic rheumatic heart disease (410-416)	
Arteriosclerotic and degenerative heart disease (420-422)	25	396.8	21	4	...	38	285.7	36	1	1	84	296.8	71	11	2	
Other diseases of heart (430-434)	1	15.9	1	1	7.5	1	5	17.7	4	1	...	
Hypertension with heart disease (440-443)	10	35.3	8	1	1	
Hypertension without mention of heart (444-447)	1	3.5	1	
Influenza (480-483)	12	42.4	5	5	2	
Pneumonia (490-493)	5	79.4	5	4	30.1	3	1	...	1	3.5	1	
Bronchitis (500-502)	
Ulcer of stomach and duodenum (540, 541)	1	7.5	1	
Appendicitis (550-553)	1	3.5	...	1	...	
Intestinal obstruction and hernia (560, 561, 570)	1	15.9	1	1	3.5	...	1	...	
Gastritis, duodenitis, enteritis and colitis, except diarrhea of the newborn (543, 571, 572)	3	10.6	2	...	1	
Cirrhosis of liver (581)	2	7.1	2	
Nephritis and nephrosis (590-594)	1	15.9	1	1	7.5	1	5	17.7	5	
Hyperplasia of prostate (610)	1	15.9	1	
Complications of pregnancy, childbirth and the puerperium (640-689)++	4	14.1	4	
Congenital malformations (750-759)	1	3.5	...	1	...	
Birth injuries, postnatal asphyxia and atelectasis (760-762)	1	15.9	1	1	3.5	1	
Infections of the newborn (763-768)	5	17.7	5	
Other diseases peculiar to early infancy and immaturity unqualified (769-776)	4	63.5	4	1	7.5	1	5	17.7	2	3	...	
Senility without mention of psychosis, ill-defined and unknown causes (780-795)	2	31.7	2	13	97.7	12	1	...	27	95.4	23	3	1	
All other diseases (Residual)	6	95.2	4	2	...	5	37.6	5	10	35.3	7	2	1	
Motor-vehicle accidents (E810-E835)	3	47.6	3	1	7.5	1	17	60.1	12	...	5	
All other accidents (E800-E802, E840-E962)	2	31.7	1	1	3	10.6	2	...	1	
Suicide and self-inflicted injury (E963, E970-E979)	2	15.0	2	5	17.7	4	1	...	
Homicide and operations of war (E964, E965, E980-E999)	1	7.5	1	

TABLE VIII (b) RESIDENT BIRTHS, DEATHS AND DEATHS BY IMPORTANT CAUSES, NUMBER AND RATE BY COUNTY, AND NUMBER BY COUNTY AND RACE, OKLAHOMA, 1966 (continued)

	McINTOSH					MAJOR					MARSHALL				
	TOTAL		RACE			TOTAL		RACE			TOTAL		RACE		
	NO.	RATE	WH	NEG	IND	NO.	RATE	WH	NEG	IND	NO.	RATE	WH	NEG	IND
Estimated population, July 1, 1966	12,800					8,400					7,600				
Live births*	151	11.8	98	23	30	90	10.7	89	...	1	86	11.3	73	9	4
Physician in hospital	141	...	93	19	29	84	...	83	...	1	85	...	72	9	4
Physician not in hospital	9	...	4	4	1	3	...	3	1	...	1
Midwife, other, or unknown	1	...	1	3	...	3
Stillbirths*	2	13.2	1	...	1	1	11.1	1	1	11.6	1
Physician in hospital	2	...	1	...	1	1	...	1	1	...	1
Physician not in hospital
Midwife, other, or unknown
Total deaths, all causes*	165	12.9	134	23	8	62	7.4	62	96	12.6	88	2	6
Deaths under 1 year*	3	19.9	3	1	11.1	1	2	23.3	1	1	...
Deaths under 1 month*	2	13.2	2	1	11.1	1	2	23.3	1	1	...
Tuberculosis of respiratory system (001-008)
Tuberculosis, other forms (010-019)
Syphilis and its sequelae (020-029)
Typhoid fever (040)
Dysentery, all forms (045-048)
Scarlet fever and streptococcal sore throat (050, 051)	1	13.2	1
Diphtheria (055)
Whooping cough (056)
Meningococcal infections (057)
Acute poliomyelitis (080)
Smallpox (084)
Measles (085)
Typhus and other rickettsial diseases (100-108)
Malaria (110-117)
All other diseases classified as infective and parasitic (030-039, 041, 042, 044, 049, 052-054, 059-074, 081-083, 086-096, 120-138)	1	3.5	1
Malignant neoplasms, including neoplasms of lymphatic and hematopoietic tissues (140-205)	24	187.5	22	1	1	12	142.9	12	9	118.4	9
Benign and unspecified neoplasms (210-239)
Diabetes mellitus (260)	6	46.9	4	1	1	4	47.6	4	4	52.6	4
Anemias (290-293)
Vascular lesions affecting central nervous system (330-334)	28	218.8	21	6	1	6	71.4	6	3	39.5	3
Normeningococcal meningitis (340)</													

TABLE VIII (b) RESIDENT BIRTHS, DEATHS AND DEATHS BY IMPORTANT CAUSES, NUMBER AND RATE BY COUNTY, AND NUMBER BY COUNTY AND RACE, OKLAHOMA, 1966

(continued)

	MAYES					MURRAY					MUSKOGEE				
	TOTAL		RACE			TOTAL		RACE			TOTAL		RACE		
	NO.	RATE	WH	NEG	IND	NO.	RATE	WH	NEG	IND	NO.	RATE	WH	NEG	IND
Estimated population, July 1, 1966	21,000					10,900					61,000				
Live births*	294	14.0	223	1	70	132	12.1	113	7	12	964	15.8	684	233	47
Physician in hospital	294	...	223	1	70	132	...	113	7	12	934	...	681	207	46
Physician not in hospital	6	24	...
Midwife, other, or unknown	1	3.4	1	1	7.6	1	5	6.2	4	2	...
Stillbirths*	1	...	1	1	...	1	1	...	1	1	...
Physician in hospital
Physician not in hospital
Midwife, other, or unknown	252	12.0	231	2	19	150	13.8	146	4	...	731	12.0	547	174	10
Total deaths, all causes*	1	3.4	5	37.9	5	23	23.9	13	9	1
Deaths under 1 year†	4	30.3	4	19	17.6	10	7	...
Deaths under 1 month†	2	9.5	2	3	4.9	3
Tuberculosis of respiratory system (001-008)
Tuberculosis, other forms (010-019)
Syphilis and its sequelae (020-029)
Typhoid fever (040)
Dysentery, all forms (045-048)
Scarlet fever and streptococcal sore throat (050, 051)
Diphtheria (055)
Whooping cough (056)
Meningococcal infections (057)
Acute poliomyelitis (080)	2	3.3	...	2	...
Smallpox (084)
Measles (085)
Typhus and other rickettsial diseases (100-108)
Malaria (110-117)
All other diseases classified as infective and parasitic (030-039, 041, 042, 044, 049, 052-054, 059-074, 081-083, 086-096, 120-138)	1	9.2	1	3	4.9	2	1	...
Malignant neoplasms, including neoplasms of lymphatic and hematopoietic tissues (140-205)	34	161.9	33	...	1	15	137.6	15	110	180.3	81	28	1
Benign and unspecified neoplasms (210-239)	2	9.5	2	4	36.7	4	4	6.6	3	1	...
Diabetes mellitus (260)	5	23.8	3	...	2	5	8.2	4	1	...
Anemias (290-293)	1	4.8	1	2	3.3	2
Vascular lesions affecting central nervous system (330-334)	43	204.8	39	...	4	21	192.7	21	109	178.7	76	33	...
Nonmeningococcal meningitis (340)	1	1.6	1
Rheumatic fever (400-402)	1	1.6	...	1	...
Chronic rheumatic heart disease (410-416)
Arteriosclerotic and degenerative heart disease (420-422)	81	385.7	76	1	4	60	550.5	59	1	...	237	388.5	201	33	3
Other diseases of heart (430-434)	4	19.0	4	4	36.7	3	1	...	16	26.2	10	5	1
Hypertension with heart disease (440-443)	3	14.3	3	22	36.1	18	4	...
Hypertension without mention of heart (444-447)	4	19.0	4	4	6.6	3	1	...
Influenza (480-483)	7	33.3	6	...	1	7	64.2	7	13	21.3	6	6	1
Pneumonia (490-493)	1	4.8	1	8	13.1	8
Bronchitis (500-502)	3	4.9	1	2	...
Ulcer of stomach and duodenum (540, 541)	7	11.5	6	1	...
Appendicitis (550-553)
Intestinal obstruction and hernia (560, 561, 570)	1	4.8	1	2	18.3	1	1	...	3	4.9	3
Gastritis, duodenitis, enteritis and colitis, except diarrhea of the newborn (543, 571, 572)	1	4.8	1	1	9.2	1	3	4.9	3
Cirrhosis of liver (581)	2	9.5	2	2	18.3	1	1	...	12	19.7	4	6	2
Nephritis and nephrosis (590-594)	2	9.5	2	2	3.3	1	1	...
Hyperplasia of prostate (610)
Complications of pregnancy, childbirth and the puerperium (640-689)††	1	1.6	...	1	...
Congenital malformations (750-759)	6	9.8	3	3	...
Birth injuries, postnatal asphyxia and atelectasis (760-762)	1	9.2	1	3	4.9	1	2	...
Infections of the newborn (763-768)	8	13.1	6	2	...
Other diseases peculiar to early infancy and immaturity unqualified (769-776)	3	27.5	3	38	62.3	25	12	1
Senility without mention of psychosis, ill-defined and unknown causes (780-795)	4	19.0	3	1	...	4	36.7	4	64	104.9	45	19	...
All other diseases (Residual)	29	138.1	26	...	3	16	146.8	16	17	27.9	16	1	...
Motor-vehicle accidents (E810-E835)	8	38.1	5	...	3	2	18.3	2	19	31.1	12	6	1
All other accidents (E800-E802, E840-E962)	14	66.7	13	...	1	6	55.0	6	2	3.3	2
Suicide and self-inflicted injury (E963, E970-E979)	1	4.8	1	2	3.3	...	2	...
Homicide and operations of war (E964, E965, E980-E999)	2	9.5	2	1	9.2	1	2	3.3	...	2	...

TABLE VIII (b) RESIDENT BIRTHS, DEATHS AND DEATHS BY IMPORTANT CAUSES, NUMBER AND RATE BY COUNTY, AND NUMBER BY COUNTY AND RACE, OKLAHOMA, 1966

(continued)

	NOBLE					NOWATA					OKFUSKEE				
	TOTAL		RACE			TOTAL		RACE			TOTAL		RACE		
	NO.	RATE	WH	NEG	IND	NO.	RATE	WH	NEG	IND	NO.	RATE	WH	NEG	IND
Estimated population, July 1, 1966	10,000					10,400					10,700				
Live births*	106	10.6	96	4	6	119	11.4	107	11	1	157	14.7	97	28	32
Physician in hospital	100	...	90	4	6	119	...	107	11	1	156	...	97	27	32
Physician not in hospital	6	...	6	1	1	...
Midwife, other, or unknown
Stillbirths*
Physician in hospital	2	12.7	1	...	1
Physician not in hospital	2	...	1	...	1
Midwife, other, or unknown
Total deaths, all causes*	137	13.7	126	6	5	136	13.1	119	16	1	141	13.2	111	25	5
Deaths under 1 year†	1	9.4	1	3	25.2	3	3	19.1	2	1	...
Deaths under 1 month†	2	16.8	2	2	12.7	1	1	...
Tuberculosis of respiratory system (001-008)	1	9.3	1
Tuberculosis, other forms (010-019)
Syphilis and its sequelae (020-029)
Typhoid fever (040)	2	19.2	1	1
Dysentery, all forms (045-048)
Scarlet fever and streptococcal sore throat (050, 051)
Diphtheria (055)
Whooping cough (056)
Meningococcal infections (057)
Acute poliomyelitis (080)
Smallpox (084)
Measles (085)
Typhus and other rickettsial diseases (100-108)
Malaria (110-117)
All other diseases classified as infective and parasitic (030-039, 041, 042, 044, 049, 052-054, 059-074, 081-083, 086-096, 120-138)
Malignant neoplasms, including neoplasms of lymphatic and hematopoietic tissues (140-205)	25	250.0	25	26	250.0	24	2	...	18	168.2	13	4	1
Benign and unspecified neoplasms (210-239)	2	20.0	2
Diabetes mellitus (260)	1	10.0	1	4	37.4	3	1	...
Anemias (290-293)
Vascular lesions affecting central nervous system (330-334)	11	110.0	10	1	...	26	250.0	20	5						

TABLE VIII (b) RESIDENT BIRTHS, DEATHS AND DEATHS BY IMPORTANT CAUSES, NUMBER AND RATE BY COUNTY, AND NUMBER BY COUNTY AND RACE, OKLAHOMA, 1966 (continued)

	OKLAHOMA					OKMULGEE					OSAGE				
	TOTAL		RACE			TOTAL		RACE			TOTAL		RACE		
	NO.	RATE	WH	NEG	IND	NO.	RATE	WH	NEG	IND	NO.	RATE	WH	NEG	IND
Estimated population, July 1, 1966	482,200					36,100					32,000				
Live births*	9171	19.0	7690	1268	213	609	16.9	427	121	61	359	11.2	299	12	48
Physician in hospital	9128	...	7653	1262	213	575	...	419	96	60	356	...	296	12	48
Physician not in hospital	21	...	17	4	...	19	...	5	13	1	3
Midwife, other, or unknown	22	...	20	2	...	15	...	3	12	...	5	...	2	2	1
Stillbirths*	112	12.2	77	32	3	14	23.0	7	4	3	5	13.9	2	2	1
Physician in hospital	109	...	75	31	3	13	...	7	3	3	5	...	2	2	1
Physician not in hospital	2	...	1	1	...	1
Midwife, other, or unknown	1	...	1
Total deaths, all causes*	3997	8.3	3511	455	31	497	13.8	385	101	11	307	9.6	287	7	13
Deaths under 1 year†	215	23.4	157	52	6	18	29.6	12	6	...	9	25.1	9
Deaths under 1 month†	166	18.1	121	41	4	15	24.6	11	4	...	1	3.1	1
Tuberculosis of respiratory system (001-008)	10	2.1	4	1	2.8	1	1	3.1	1
Tuberculosis, other forms (010-019)	5	1.0	3	2	...	1	2.8	1	3.1	1
Syphilis and its sequelae (020-029)	1	0.2	1
Typhoid fever (040)	1	0.2	1
Dysentery, all forms (045-048)
Scarlet fever and streptococcal sore throat (050, 051)
Diphtheria (055)	1	2.8	1
Whooping cough (056)	2	0.4	1	1
Meningococcal infections (057)
Acute poliomyelitis (080)
Smallpox (084)	1	0.2	1
Measles (085)
Typhus and other rickettsial diseases (100-108)	1	0.2	1
Malaria (110-117)
All other diseases classified as infective and parasitic (030-039, 041, 042, 044, 049, 052-054, 059-074, 081-083, 086-096, 120-138)	16	3.3	16
Malignant neoplasms, including neoplasms of lymphatic and hematopoietic tissues (140-205)	662	137.3	602	57	3	80	221.6	68	11	1	48	150.0	44	3	1
Benign and unspecified neoplasms (210-239)	4	0.8	2	2	...	1	2.8	11	34.4	9	...	2
Diabetes mellitus (260)	60	12.4	46	13	1	7	19.4	3	4
Anemias (290-293)	8	1.7	7	1	...	1	2.8	1
Vascular lesions affecting central nervous system (330-334)	425	88.1	369	54	2	48	133.0	35	11	2	41	128.1	40	1	...
Nonmeningococcal meningitis (340)	10	2.1	7	3	1	3.1	1
Rheumatic fever (400-402)	2	0.4	2	2	5.5	2	3	9.4	3
Chronic rheumatic heart disease (410-416)	19	3.9	18	1
Arteriosclerotic and degenerative heart disease (420-422)	1130	234.3	1067	59	4	165	457.1	135	27	3	113	353.1	105	3	5
Other diseases of heart (430-434)	93	19.3	76	16	1	17	47.1	17	7	21.9	7
Hypertension with heart disease (440-443)	64	13.3	50	14	...	14	38.8	4	9	1
Hypertension without mention of heart (444-447)	18	3.7	14	4	...	3	8.3	2	1	...	2	6.3	2
Influenza (480-483)	2	0.4	1	1	...	1	2.8	1	10	31.2	8	...	2
Pneumonia (490-493)	112	23.2	100	11	1	25	69.3	17	8	...	2	6.3	2
Bronchitis (500-502)	14	2.9	12	2	...	1	2.8	1
Ulcer of stomach and duodenum (540, 541)	23	4.8	21	2	...	3	8.3	3
Appendicitis (550-553)	4	0.8	3	1
Intestinal obstruction and hernia (560, 561, 570)	27	5.6	25	2	...	6	16.6	4	2
Gastritis, duodenitis, enteritis and colitis, except diarrhea of the newborn (543, 571, 572)	13	2.7	11	2	...	2	5.5	...	2	...	2	6.3	2
Cirrhosis of liver (581)	46	9.5	42	2	2	3	8.3	3	4	12.5	3	...	1
Nephritis and nephrosis (590-594)	48	10.0	26	21	1	2	5.5	1	1	...	3	9.4	3
Hyperplasia of prostate (610)	3	0.6	3	1	2.8	1	1	3.1	1
Complications of pregnancy, childbirth and the puerperium (640-689)**	46	9.5	39	6	1	1	2.8	1	3	9.4	3
Congenital malformations (750-759)	62	12.9	48	14	...	6	16.6	3	3	...	1	3.1	1
Birth injuries, postnatal asphyxia and atelectasis (760-762)	9	1.9	4	5	1	3.1	1
Infections of the newborn (763-768)	67	13.9	48	16	3	8	22.2	7	1	...	5	15.6	5
Other diseases peculiar to early infancy and immaturity unqualified (769-776)	274	56.8	228	44	2	23	63.7	12	10	1	3	9.4	3
Senility without mention of psychosis, ill-defined and unknown causes (780-795)	364	75.5	327	34	3	34	94.2	31	2	1	17	53.1	17
All other diseases (Residual)	130	27.0	111	17	2	19	52.6	16	1	2	10	31.3	10
Motor-vehicle accidents (E810-E835)	156	32.4	131	22	3	16	44.3	11	5	...	14	43.8	12	...	2
All other accidents (E800-E802, E840-E962)	30	6.2	30	3	8.3	3	2	6.3	2
Suicide and self-inflicted injury (E963, E970-E979)	36	7.5	15	20	1	2	5.5	1	1	...	1	3.1	1
Homicide and operations of war (E964, E965, E980-E999)

TABLE VIII (b) RESIDENT BIRTHS, DEATHS AND DEATHS BY IMPORTANT CAUSES, NUMBER AND RATE BY COUNTY, AND NUMBER BY COUNTY AND RACE, OKLAHOMA, 1966 (continued)

	OTTAWA					PAWNEE					PAYNE				
	TOTAL		RACE			TOTAL		RACE			TOTAL		RACE		
	NO.	RATE	WH	NEG	IND	NO.	RATE	WH	NEG	IND	NO.	RATE	WH	NEG	IND
Estimated population, July 1, 1966	28,700					11,300					48,400				
Live births*	403	14.0	385	1	17	139	12.3	111	5	23	646	13.3	611	22	13
Physician in hospital	397	...	379	1	17	139	...	111	5	23	637	...	602	22	13
Physician not in hospital	5	...	5	5	...	5
Midwife, other, or unknown	1	...	1	4	...	4
Stillbirths*	3	7.4	2	2	14.4	2	6	9.3	6
Physician in hospital	3	...	2	...	1	2	...	2	5	...	5
Physician not in hospital	1	...	1
Midwife, other, or unknown
Total deaths, all causes*	413	14.4	407	...	6	151	13.4	138	3	10	372	7.7	362	5	5
Deaths under 1 year†	5	12.4	5	1	7.2	1	15	23.2	14	...	1
Deaths under 1 month†	3	7.4	3	1	7.2	1	13	20.1	12	...	1
Tuberculosis of respiratory system (001-008)	4	13.9	4
Tuberculosis, other forms (010-019)	1	3.5	1
Syphilis and its sequelae (020-029)	1	3.5	1
Typhoid fever (040)	1	3.5	1
Dysentery, all forms (045-048)
Scarlet fever and streptococcal sore throat (050, 051)
Diphtheria (055)
Whooping cough (056)
Meningococcal infections (057)
Acute poliomyelitis (080)
Smallpox (084)
Measles (085)
Typhus and other rickettsial diseases (100-108)
Malaria (110-117)
All other diseases classified as infective and parasitic (030-039, 041, 042, 044, 049, 052-054, 059-074, 081-083, 086-096, 120-138)	2	7.0	2
Malignant neoplasms, including neoplasms of lymphatic and hematopoietic tissues (140-205)	67	233.4	67	27	238.9	26	...	1	59	121.9	57	...	2
Benign and unspecified neoplasms (210-239)	2	7.0	2	1	8.8	1	7	14.5	7
Diabetes mellitus (260)	5	17													

TABLE VIII (b) RESIDENT BIRTHS, DEATHS AND DEATHS BY IMPORTANT CAUSES, NUMBER AND RATE
BY COUNTY, AND NUMBER BY COUNTY AND RACE, OKLAHOMA, 1966
(continued)

	PITTSBURG					PONTOTOC					POTTAWATOMIE				
	TOTAL		RACE			TOTAL		RACE			TOTAL		RACE		
	NO.	RATE	WH	NEG	IND	NO.	RATE	WH	NEG	IND	NO.	RATE	WH	NEG	IND
Estimated population, July 1, 1966	35,500					27,300					42,000				
Live births*	546	15.4	488	36	22	361	13.2	327	17	17	556	13.2	470	44	42
Physician in hospital	541	...	483	36	22	361	...	327	17	17	553	...	468	43	42
Physician not in hospital	3	...	3	1	1	...
Midwife, other, or unknown	2	...	2	7	12.6	6
Stillbirths*	3	5.5	2	...	1	4	11.1	4	6	...	5	...	1
Physician in hospital	3	...	2	...	1	4	1	...	1
Physician not in hospital
Midwife, other, or unknown
Total deaths, all causes*	449	12.6	405	32	12	341	12.5	310	16	15	506	12.0	479	17	10
Deaths under 1 year*	8	14.7	8	9	24.9	7	...	2	16	28.8	14	1	1
Deaths under 1 month*	4	7.3	4	5	13.9	4	11	19.8	11
Tuberculosis of respiratory system (001-008)	2	5.6	2	1	2.4	1
Tuberculosis, other forms (010-019)
Syphilis and its sequelae (020-029)	1	2.8	1
Typhoid fever (040)
Dysentery, all forms (045-048)
Scarlet fever and streptococcal sore throat (050, 051)
Diphtheria (055)
Whooping cough (056)
Meningococcal infections (057)
Acute poliomyelitis (080)
Smallpox (084)
Measles (085)
Typhus and other rickettsial diseases (100-108)	1	2.4	1
Malaria (110-117)
All other diseases classified as infective and parasitic (030-039, 041, 042, 044, 049, 052-054, 059-074, 081-083, 086-096, 120-138)	2	5.6	2	2	7.3	2	2	4.8	1	1	...
Malignant neoplasms, including neoplasms of lymphatic and hematopoietic tissues (140-205)	61	171.8	56	2	3	59	216.1	55	3	1	92	219.0	88	3	1
Benign and unspecified neoplasms (210-239)	1	2.8	1	3	11.0	2	...	1	1	2.4	1
Diabetes mellitus (260)	10	28.2	7	2	1	7	25.6	6	...	1	6	14.3	6
Anemias (290-293)
Vascular lesions affecting central nervous system (330-334)	72	202.8	60	11	1	60	219.8	54	4	2	94	223.8	91	2	1
Nonmeningococcal meningitis (340)	1	2.8	1
Rheumatic fever (400-402)	2	5.6	1	1	...	2	7.3	2	2	4.8	2
Chronic rheumatic heart disease (410-416)
Arteriosclerotic and degenerative heart disease (420-422)	157	442.3	147	7	3	111	406.6	103	3	5	152	361.9	141	6	5
Other diseases of heart (430-434)	3	8.5	3	1	3.7	1	7	16.7	7
Hypertension with heart disease (440-443)	10	28.2	6	3	1	4	14.7	4	4	9.5	3	1	...
Hypertension without mention of heart (444-447)	8	22.5	8	1	3.7	1	1	2.4	1
Influenza (480-483)	1	3.7	1
Pneumonia (490-493)	10	28.2	9	...	1	6	22.0	4	1	1	20	47.6	18	1	1
Bronchitis (500-502)	1	3.7	1	3	7.1	3
Ulcer of stomach and duodenum (540, 541)	3	8.5	3	2	7.3	2
Appendicitis (550-553)
Intestinal obstruction and hernia (560, 561, 570)	3	8.5	3	4	14.7	3	...	1	2	4.8	2
Gastritis, duodenitis, enteritis and colitis, except diarrhea of the newborn (543, 571, 572)	3	8.5	3	1	3.7	1	5	11.9	5
Cirrhosis of liver (581)	4	11.3	4	4	14.7	3	1	...	5	11.9	5
Nephritis and nephrosis (590-594)	5	14.1	5	3	11.0	2	1
Hyperplasia of prostate (610)	2	5.6	2	1	3.7	1
Complications of pregnancy, childbirth and the puerperium (640-689)**
Congenital malformations (750-759)	3	8.5	3	2	7.3	2	2	4.8	2
Birth injuries, postnatal asphyxia and atelectasis (760-762)	1	2.8	1	2	7.3	2	2	4.8	2
Infections of the newborn (763-768)
Other diseases peculiar to early infancy and immaturity unqualified (769-776)	3	8.5	3	1	3.7	1	6	14.3	6
Senility without mention of psychosis, ill-defined and unknown causes (780-795)	5	14.1	4	...	1	7	25.6	6	1	...	1	2.4	1
All other diseases (Residual)	47	132.4	42	5	...	31	113.6	27	2	2	54	128.6	52	1	1
Motor-vehicle accidents (E810-E835)	15	42.3	14	...	1	7	25.6	7	20	47.6	19	1	...
All other accidents (E800-E802, E840-E962)	13	36.6	12	1	...	14	51.3	14	12	28.6	12
Suicide and self-inflicted injury (E963, E970-E979)	2	5.6	2	4	14.7	4	6	14.3	5	1	...
Homicide and operations of war (E964, E965, E980-E999)	1	2.4	1

TABLE VIII (b) RESIDENT BIRTHS, DEATHS AND DEATHS BY IMPORTANT CAUSES, NUMBER AND RATE
BY COUNTY, AND NUMBER BY COUNTY AND RACE, OKLAHOMA, 1966
(continued)

	PUSHMATAHA					ROGER MILLS					ROGERS				
	TOTAL		RACE			TOTAL		RACE			TOTAL		RACE		
	NO.	RATE	WH	NEG	IND	NO.	RATE	WH	NEG	IND	NO.	RATE	WH	NEG	IND
Estimated population, July 1, 1966	9,200					5,500					22,700				
Live births*	154	16.7	127	3	24	57	10.4	45	...	12	363	16.0	343	5	15
Physician in hospital	147	...	120	3	24	57	...	45	...	12	361	...	341	5	15
Physician not in hospital	7	...	7	2	...	2
Midwife, other, or unknown
Stillbirths*	2	13.0	1	...	1	2	35.1	1	...	1	2	5.5	2
Physician in hospital	2	...	1	...	1	2	...	1	...	1	2	...	2
Physician not in hospital
Midwife, other, or unknown
Total deaths, all causes*	138	...	130	1	7	55	10.0	51	...	4	250	11.0	243	3	4
Deaths under 1 year*	4	26.0	3	...	1	2	35.1	2	8	22.0	8
Deaths under 1 month*	4	26.0	3	...	1	2	35.1	2	7	19.3	7
Tuberculosis of respiratory system (001-008)	2	21.7	2	1	18.2	1
Tuberculosis, other forms (010-019)
Syphilis and its sequelae (020-029)	1	10.9	1
Typhoid fever (040)
Dysentery, all forms (045-048)
Scarlet fever and streptococcal sore throat (050, 051)
Diphtheria (055)
Whooping cough (056)
Meningococcal infections (057)
Acute poliomyelitis (080)
Smallpox (084)
Measles (085)
Typhus and other rickettsial diseases (100-108)
Malaria (110-117)
All other diseases classified as infective and parasitic (030-039, 041, 042, 044, 049, 052-054, 059-074, 081-083, 086-096, 120-138)	1	10.9	1
Malignant neoplasms, including neoplasms of lymphatic and hematopoietic tissues (140-205)	22	239.1	21	...	1	2	36.4	2	26	114.5	25	1	...
Benign and unspecified neoplasms (210-239)	4	43.5	3	...	1	1	18.2	1	5	22.0	4	...	1
Diabetes mellitus (260)
Anemias (290-293)
Vascular lesions affecting central nervous system (330-334)	14	152.2	14	4	72.7	4	32	14			

TABLE VIII (b) RESIDENT BIRTHS, DEATHS AND DEATHS BY IMPORTANT CAUSES, NUMBER AND RATE BY COUNTY, AND NUMBER BY COUNTY AND RACE, OKLAHOMA, 1966 (continued)

	SEMINOLE					SEQUOYAH					STEPHENS				
	TOTAL		RACE			TOTAL		RACE			TOTAL		RACE		
	NO.	RATE	WH	NEG	IND	NO.	RATE	WH	NEG	IND	NO.	RATE	WH	NEG	IND
Estimated population, July 1, 1966	26,500					20,500					37,100				
Live births*	408	15.4	276	57	75	390	19.0	323	18	49	464	12.5	434	22	8
Physician in hospital	399	...	274	51	74	381	...	317	17	47	463	...	433	22	8
Physician not in hospital	3	...	2	1	1	5	...	4	1	2	1	...	1
Midwife, other, or unknown	6	...	1	5	1	4	...	7	1	1	5	10.8	5
Stillbirths*	3	7.4	2	...	1	9	23.9	7	1	1	5	...	5
Physician in hospital	3	...	2	...	1	9	...	7	1	1	5	...	5
Physician not in hospital
Midwife, other, or unknown	336	12.7	267	50	19	241	11.8	219	13	9	405	10.9	398	6	1
Total deaths, all causes*	10	24.5	6	2	2	9	23.9	4	2	3	10	21.6	9	1	...
Deaths under 1 year*	4	9.8	3	...	1	2	5.1	1	1	...	6	12.9	6
Deaths under 1 month*	2	7.5	2	2	9.8	2	1	2.7	1
Tuberculosis of respiratory system (001-008)	3	8.1	3
Tuberculosis, other forms (010-019)
Syphilis and its sequelae (020-029)
Typhoid fever (040)
Dysentery, all forms (045-048)
Scarlet fever and streptococcal sore throat (050, 051)
Diphtheria (055)
Whooping cough (056)
Meningococcal infections (057)
Acute poliomyelitis (080)
Smallpox (084)
Measles (085)
Typhus and other rickettsial diseases (100-108)
Malaria (110-117)
All other diseases classified as infective and parasitic (030-039, 041, 042, 044, 049, 052-054, 059-074, 081-083, 086-096, 120-138)	1	2.7	1
Malignant neoplasms, including neoplasms of lymphatic and hematopoietic tissues (140-205)	54	203.8	40	11	3	27	131.7	26	...	1	67	180.6	67
Benign and unspecified neoplasms (210-239)	1	3.8	1	2.7	1
Diabetes mellitus (260)	9	34.0	6	2	1	2	9.8	2	5	13.5	5
Anemias (290-293)	1	3.8	1	1	2.7	1
Vascular lesions affecting central nervous system (330-334)	45	169.8	33	9	3	32	156.1	29	3	...	41	110.5	41	...	1
Nonmeningococcal meningitis (340)	1	2.7	1
Rheumatic fever (400-402)	3	8.1	3
Chronic rheumatic heart disease (410-416)
Arteriosclerotic and degenerative heart disease (420-422)	107	403.8	92	10	5	87	424.4	81	4	2	128	345.0	126	2	...
Other diseases of heart (430-434)	6	22.6	5	1	...	1	4.9	1	23	62.0	23
Hypertension with heart disease (440-443)	18	67.9	14	4	...	14	68.3	12	2	...	8	21.6	8
Hypertension without mention of heart (444-447)	2	7.5	1	1	4	10.8	4
Influenza (480-483)	7	26.4	6	1	...	8	39.0	5	1	2	8	21.6	8
Pneumonia (490-493)	4	15.1	4	1	4.9	1	2	5.4	2
Bronchitis (500-502)	2	7.5	2
Ulcer of stomach and duodenum (540, 541)	1	3.8	1	2	5.4	2
Appendicitis (550-553)	3	11.3	3	1	4.9	1
Intestinal obstruction and hernia (560, 561, 570)
Gastritis, duodenitis, enteritis and colitis, except diarrhea of the newborn (543, 571, 572)	1	3.8	1	2	9.8	1	1	...	7	18.9	7
Cirrhosis of liver (581)	2	7.5	1	1	9.8	2	1	2.7	1
Nephritis and nephrosis (590-594)	3	11.3	2	1
Hyperplasia of prostate (610)	1	3.8	1
Complications of pregnancy, childbirth and the puerperium (640-689)**	2	5.4	2
Congenital malformations (750-759)	2	7.5	2	3	14.6	2	1	...	2	5.4	2
Birth injuries, postnatal asphyxia and atelectasis (760-762)	1	3.8	1	1	4.9	1
Infections of the newborn (763-768)	1	3.8	4	10.8	4
Other diseases peculiar to early infancy and immaturity unqualified (769-776)	3	11.3	3	5	13.5	5
Senility without mention of psychosis, ill-defined and unknown causes (780-795)	11	41.5	7	3	1	9	43.9	7	...	2	42	113.2	41	1	...
All other diseases (Residual)	33	124.5	28	2	3	23	112.2	22	1	...	21	56.6	19	2	...
Motor-vehicle accidents (E810-E835)	6	22.6	6	11	53.7	11	18	48.5	17	1	...
All other accidents (E800-E802, E840-E962)	4	15.1	2	1	1	1	4.9	1	2	5.4	2
Suicide and self-inflicted injury (E963, E970-E979)	2	7.5	1	1	2	5.4	2
Homicide and operations of war (E964, E965, E980-E999)	4	15.1	2	2

TABLE VIII (b) RESIDENT BIRTHS, DEATHS AND DEATHS BY IMPORTANT CAUSES, NUMBER AND RATE BY COUNTY, AND NUMBER BY COUNTY AND RACE, OKLAHOMA, 1966 (continued)

	TEXAS					TILLMAN					TULSA				
	TOTAL		RACE			TOTAL		RACE			TOTAL		RACE		
	NO.	RATE	WH	NEG	IND	NO.	RATE	WH	NEG	IND	NO.	RATE	WH	NEG	IND
Estimated population, July 1, 1966	15,000					14,600					371,700				
Live births*	244	16.3	240	...	4	223	15.3	152	64	7	6668	17.9	5636	860	172
Physician in hospital	243	...	239	...	4	218	...	150	61	7	6640	...	5616	853	172
Physician not in hospital	1	...	1	1	...	1	10	...	10
Midwife, other, or unknown	4	...	1	3	...	17	...	10	7	...
Stillbirths*	2	8.2	2	2	9.0	1	1	...	73	10.9	61	11	1
Physician in hospital	2	...	2	2	...	1	1	...	68	...	58	9	1
Physician not in hospital	5	...	3	2	...
Midwife, other, or unknown
Total deaths, all causes*	129	8.6	128	...	1	176	12.1	146	28	2	3145	8.5	2773	338	34
Deaths under 1 year*	5	20.5	5	5	22.4	2	3	...	168	25.2	133	31	4
Deaths under 1 month*	2	8.2	2	2	9.0	1	1	...	129	19.3	101	24	4
Tuberculosis of respiratory system (001-008)	1	6.7	1	1	6.8	1	9	2.4	6	3	...
Tuberculosis, other forms (010-019)	1	0.3	1
Syphilis and its sequelae (020-029)	3	0.8	3
Typhoid fever (040)
Dysentery, all forms (045-048)
Scarlet fever and streptococcal sore throat (050, 051)
Diphtheria (055)
Whooping cough (056)	1	0.3	1
Meningococcal infections (057)	1	6.8	1	3	0.8	3
Acute poliomyelitis (080)
Smallpox (084)
Measles (085)
Typhus and other rickettsial diseases (100-108)	1	0.3	1
Malaria (110-117)
All other diseases classified as infective and parasitic (030-039, 041, 042, 044, 049, 052-054, 059-074, 081-083, 086-096, 120-138)	1	6.7	1	18	4.8	16	2	...
Malignant neoplasms, including neoplasms of lymphatic and hematopoietic tissues (140-205)	24	160.0	23	...	1	34	232.9	30	3	1	523	140.7	473	47	3
Benign and unspecified neoplasms (210-239)	8	2.2	8
Diabetes mellitus (260)	1	6.7	1	4	27.4	3	1	...	41	11.0	28	12	1
Anemias (290-293)	7	1.9	6	1	...
Vascular lesions affecting central nervous system (330-334)	15	100.0													

TABLE VIII (b) RESIDENT BIRTHS, DEATHS AND DEATHS BY IMPORTANT CAUSES, NUMBER AND RATE
BY COUNTY, AND NUMBER BY COUNTY AND RACE, OKLAHOMA, 1966

(continued)

	WAGONER					WASHINGTON					WASHITA				
	TOTAL		RACE			TOTAL		RACE			TOTAL		RACE		
	15,200		WH	NEG	IND	45,800		WH	NEG	IND	19,600		WH	NEG	IND
	NO.	RATE	NO.	NO.	NO.	NO.	RATE	NO.	NO.	NO.	NO.	RATE	NO.	NO.	NO.
Estimated population, July 1, 1966	15,200					45,800					19,600				
Live births*	261	17.2	226	32	3	626	13.7	603	19	4	310	15.8	292	16	2
Physician in hospital	255	...	226	26	3	625	...	602	19	4	304	...	286	16	2
Physician not in hospital	1	1	...	1	...	1	5	...	5
Midwife, other, or unknown	5	19.2	5	6	9.6	6	7	22.6	7
Stillbirths*	5	...	5	6	...	6	7	...	7
Physician in hospital
Physician not in hospital
Midwife, other, or unknown	178	11.7	143	31	4	369	8.1	343	22	4	145	7.4	143	2	...
Total deaths, all causes*	5	19.2	4	1	...	11	17.6	10	1	...	12	38.7	12
Deaths under 1 year*	2	7.7	2	9	9.6	8	1	...	9	29.0	9
Deaths under 1 month*	1	6.6	3	6.6	3
Tuberculosis of respiratory system (001-008)	1	2.2	1	1	5.1	1
Tuberculosis, other forms (010-019)
Syphilis and its sequelae (020-029)
Typhoid fever (040)
Dysentery, all forms (045-048)
Scarlet fever and streptococcal sore throat (050, 051)
Diphtheria (055)
Whooping cough (056)
Meningococcal infections (057)
Acute poliomyelitis (080)
Smallpox (084)
Measles (085)
Typhus and other rickettsial diseases (100-108)
Malaria (110-117)
All other diseases classified as infective and parasitic (030-039, 041, 042, 044, 049, 052-054, 059-074, 081-083, 086-096, 120-138)
Malignant neoplasms, including neoplasms of lymphatic and hematopoietic tissues (140-205)	19	125.0	14	5	...	68	148.5	64	4	...	22	112.2	22
Benign and unspecified neoplasms (210-239)	4	26.3	4	12	26.2	9	2	1	3	15.3	3
Diabetes mellitus (260)	1	2.2	1
Anemias (290-293)
Vascular lesions affecting central nervous system (330-334)	23	151.3	18	5	...	25	54.6	23	2	...	23	117.3	23
Nonmeningococcal meningitis (340)
Rheumatic fever (400-402)	2	13.2	2	3	6.6	3
Chronic rheumatic heart disease (410-416)	72	473.7	58	13	1	128	279.5	120	6	2	41	209.2	41
Arteriosclerotic and degenerative heart disease (420-422)	3	19.7	3	8	17.5	7	1	1	2	10.2	2
Other diseases of heart (430-434)	1	6.6	1	10	21.8	9
Hypertension with heart disease (440-443)
Hypertension without mention of heart (444-447)	1	6.6	...	1	...	4	8.7	2	2
Influenza (480-483)	4	26.3	4	5	10.9	5	4	20.4	4
Pneumonia (490-493)	1	5.1	1
Bronchitis (500-502)	4	8.7	4	1	5.1	1
Ulcer of stomach and duodenum (540, 541)	1	2.2	1
Appendicitis (550-553)
Intestinal obstruction and hernia (560, 561, 570)	1	6.6	1	5	10.9	5
Gastritis, duodenitis, enteritis and colitis, except diarrhea of the newborn (543, 571, 572)	1	2.2	1	2	10.2	2
Cirrhosis of liver (581)	1	6.6	1	3	6.6	3	2	10.2	2
Nephritis and nephrosis (590-594)	1	6.6	1	1	2.2	1
Hyperplasia of prostate (610)
Complications of pregnancy, childbirth and the puerperium (640-689)**	1	5.1	1
Congenital malformations (750-759)	1	6.6	1	3	6.6	3	1	5.1	1
Birth injuries, postnatal asphyxia and atelectasis (760-762)
Infections of the newborn (763-768)	7	35.7	7
Other diseases peculiar to early infancy and immaturity unqualified (769-776)	1	6.6	1	6	13.1	5	1	...	3	15.3	3
Senility without mention of psychosis, ill-defined and unknown causes (780-795)	2	13.2	1	1	...	40	87.3	38	2	...	16	81.6	16
All other diseases (Residual)	12	78.9	9	3	...	8	17.5	8	4	20.4	4
Motor-vehicle accidents (E810-E835)	14	92.1	12	16	34.9	16	8	40.8	7	1	...
All other accidents (E800-E802, E840-E962)	11	72.4	9	2	3	15.3	3
Suicide and self-inflicted injury (E963, E970-E979)	2	13.2	2	3	6.6	2	1
Homicide and operations of war (E964, E965, E980-E999)	1	6.6	1

TABLE VIII (b) RESIDENT BIRTHS, DEATHS AND DEATHS BY IMPORTANT CAUSES, NUMBER AND RATE
BY COUNTY, AND NUMBER BY COUNTY AND RACE, OKLAHOMA, 1966

	WOODS					WOODWARD				
	TOTAL		RACE			TOTAL		RACE		
	12,200		WH	NEG	IND	15,000		WH	NEG	IND
Estimated population, July 1, 1966	12,200					15,000				
Live births*	164	13.4	162	...	2	222	14.8	220	...	2
Physician in hospital	163	...	161	...	2	222	...	220	...	2
Physician not in hospital	1	...	1
Midwife, other, or unknown
Stillbirths*	2	12.2	2	3	13.5	3
Physician in hospital	2	...	2	3	...	3
Physician not in hospital
Midwife, other, or unknown
Total deaths, all causes*	174	14.3	174	151	10.1	151
Deaths under 1 year*	5	30.5	5	6	27.0	6
Deaths under 1 month*	5	30.5	5	2	9.0	2
Tuberculosis of respiratory system (001-008)
Tuberculosis, other forms (010-019)
Syphilis and its sequelae (020-029)
Typhoid fever (040)
Dysentery, all forms (045-048)
Scarlet fever and streptococcal sore throat (050, 051)
Diphtheria (055)
Whooping cough (056)
Meningococcal infections (057)
Acute poliomyelitis (080)
Smallpox (084)
Measles (085)
Typhus and other rickettsial diseases (100-108)
Malaria (110-117)
All other diseases classified as infective and parasitic (030-039, 041, 042, 044, 049, 052-054, 059-074, 081-083, 086-096, 120-138)
Malignant neoplasms, including neoplasms of lymphatic and hematopoietic tissues (140-205)	32	262.3	32	19	126.7	19
Benign and unspecified neoplasms (210-239)
Diabetes mellitus (260)	4	32.8	4	5	33.3	5
Anemias (290-293)
Vascular lesions affecting central nervous system (330-334)	20	163.9	20	13	86.7	13
Nonmeningococcal meningitis (340)	1	6.7	1
Rheumatic fever (400-402)	1	8.2	1
Chronic rheumatic heart disease (410-416)	1	6.7	1
Arteriosclerotic and degenerative heart disease (420-422)	51	418.0	51	48	320.0	48
Other diseases of heart (430-434)	8	65.6	8	9	60.0	9
Hypertension with heart disease (440-443)	2	16.4	2	6	40.0	6
Hypertension without mention of heart (444-447)	1	6.7	1
Influenza (480-483)	1	8.2	1
Pneumonia (490-493)	7	57.4	7	7	46.7	7
Bronchitis (500-502)
Ulcer of stomach and duodenum (540, 541)	1	8.2	1
Appendicitis (550-553)
Intestinal obstruction and hernia (560, 561, 57										

TABLE IX. (b) RESIDENT BIRTHS, DEATHS AND DEATHS BY IMPORTANT CAUSES, NUMBER AND RATE BY COUNTY, AND NUMBER BY COUNTY AND RACE, OKLAHOMA, 1966

	OKLAHOMA CITY					TULSA CITY					LAWTON CITY				
	TOTAL		RACE			TOTAL		RACE			TOTAL		RACE		
	NO.	RATE	WH	NEG	IND	NO.	RATE	WH	NEG	IND	NO.	RATE	WH	NEG	IND
Estimated population, July 1, 1966	380,100					291,650					70,550				
Live births*	6848	18.0	5514	1152	182	5478	18.8	4513	830	135	1889	26.8	1567	247	75
Physician in hospital	20	...	16	4	2	...	2
Physician not in hospital	18	...	18	22	11.6	13	8	1
Midwife, other, or unknown	83	12.1	52	28	3	61	11.1	50	10	1	22	...	13	8	1
Stillbirths*	82	...	51	28	3	56	...	47	8	1	13	8	1
Physician in hospital	1	...	1	5	...	3	2
Physician not in hospital
Midwife, other, or unknown
Total deaths, all causes*	3348	8.8	2923	402	23	2682	9.2	2337	320	25	432	6.1	373	51	8
Deaths under 1 year*	170	24.8	118	46	6	138	25.2	106	21	4	40	21.2	32	8	...
Deaths under 1 month*	137	20.0	96	37	4	105	19.2	80	21	4	25	13.2	23	2	...
Tuberculosis of respiratory system (001-008)	8	2.1	3	5	...	8	2.7	5	3
Tuberculosis, other forms (010-019)	1	.3	1	1	1.4	1
Syphilis and its sequelae (020-029)	4	1.1	2	2	...	2	.7	2
Typhoid fever (040)
Dysentery, all forms (045-048)
Scarlet fever and streptococcal sore throat (050, 051)
Diphtheria (055)	1	.3	1	1	1.4	1
Whooping cough (056)	3	1.0	3
Meningococcal infections (057)	2	0.5	1	1
Acute poliomyelitis (080)
Smallpox (084)
Measles (085)	1	0.3	1
Typhus and other rickettsial diseases (100-108)	1	.3	1
Malaria (110-117)
All other diseases classified as infective and parasitic (030-039, 041, 042, 044, 049, 052-054, 059-074, 081-083, 086-096, 120-138)	10	2.6	10	17	5.8	15	2
Malignant neoplasms, including neoplasms of lymphatic and hematopoietic tissues (140-205)	550	144.7	500	48	2	449	154.0	401	46	2	67	95.0	58	7	2
Benign and unspecified neoplasms (210-239)	4	1.1	2	2	...	7	2.4	7	1	1.4	1
Diabetes mellitus (260)	51	13.4	39	11	1	35	12.0	23	12	...	7	9.9	6	1	...
Anemias (290-293)	7	1.8	6	1	...	6	2.1	5	1	...	1	1.4
Vascular lesions affecting central nervous system (330-334)	362	95.2	314	47	1	314	107.7	276	36	2	46	65.2	39	7	...
Nonmeningococcal meningitis (340)	7	1.8	4	3	...	5	1.7	5	2	2.8	2
Rheumatic fever (400-402)	2	0.5	2	1	1.4	1
Chronic rheumatic heart disease (410-416)	14	3.7	13	1	...	18	6.2	18	1	1.4	1
Arteriosclerotic and degenerative heart disease (420-422)	939	247.0	886	50	3	896	307.2	802	86	8	131	185.7	122	6	3
Other diseases of heart (430-434)	80	21.0	65	14	1	47	16.1	41	6	...	17	24.1	17
Hypertension with heart disease (440-443)	47	12.4	36	11	...	47	16.1	29	18	...	10	14.2	3	7	...
Hypertension without mention of heart (444-447)	15	3.9	12	3	...	19	6.5	15	4	...	1	1.4	1
Influenza (480-483)	2	0.5	1	1	...	4	1.4	2	2
Pneumonia (490-493)	95	25.0	85	10	...	73	25.0	61	11	1	9	12.8	7	2	...
Bronchitis (500-502)	14	3.7	12	2	...	5	1.7	3	2	...	1	1.4	1
Ulcer of stomach and duodenum (540, 541)	19	5.0	17	2	...	14	4.8	13	1	...	2	2.8	1
Appendicitis (550-553)	4	1.1	3	1	...	2	.7	1	1	...	1	1.4	1
Intestinal obstruction and hernia (560, 561, 570)	23	6.1	21	2	...	32	11.0	29	3	...	5	7.1	4	1	...
Gastritis, duodenitis, enteritis and colitis, except diarrhea of the newborn (543, 571, 572)	12	3.2	10	2	...	11	3.8	7	4	...	3	4.3	3
Cirrhosis of liver (581)	40	10.5	36	2	2	25	8.6	21	1	3	5	7.1	5
Nephritis and nephrosis (590-594)	43	11.3	23	19	1	26	8.9	16	9	1	1	1.4
Hyperplasia of prostate (610)	2	0.5	2	1	.3	1
Complications of pregnancy, childbirth and the puerperium (640-689)+	1	.3	1
Congenital malformations (750-759)	31	8.2	26	4	1	32	11.0	30	2	...	9	12.8	7	2	...
Birth injuries, postnatal asphyxia and atelectasis (760-762)	51	13.4	40	11	...	23	7.9	17	5	1	4	5.7	4
Infections of the newborn (763-768)	9	2.4	4	5	...	9	3.1	8	1	...	1	1.4	1
Other diseases peculiar to early infancy and immaturity unqualified (769-776)	57	15.0	38	16	3	52	17.8	38	11	3	16	22.7	14	2	...
Senility without mention of psychosis, ill-defined and unknown causes (780-795)	247	65.0	205	41	1	15	5.1	13	2	...	17	24.1	13	4	...
All other diseases (Residual)	307	80.8	272	32	3	256	87.8	232	23	1	21	29.8	17	4	...
Motor-vehicle accidents (E810-E835)	93	24.5	79	14	...	82	28.1	75	7	...	14	19.8	13
All other accidents (E800-E802, E840-E962)	134	35.3	111	20	3	89	30.5	75	12	2	22	31.2	19	3	...
Suicide and self-inflicted injury (E963, E970-E979)	28	7.4	28	32	11.0	32	8	11.3	8
Homicide and operations of war (E964, E965, E980-E999)	34	8.9	14	19	1	22	7.5	13	8	1	5	7.1	2	3	...