

**Distracted Driving Crashes\***

- Distracted Driving Crashes – Statewide
  - Statewide crashes by county and severity.....pp. 128-129
  - Crashes by highway class.....p. 130
  - Number of vehicles involved.....p. 130
  - Crashes by time (month, day, time of day).....p. 131
- Distracted Driving Crashes in Cities
  - Urban crashes by city and severity.....pp. 132-133
- Persons in Crashes
  - Persons in statewide crashes by county and injury severity.....pp. 134-135
  - Persons in urban crashes by city and injury severity.....pp. 136-137
- Distracted Drivers in Crashes
  - Distracted drivers by age and crash injury severity..... p. 138
  - Distracted drivers by age and gender..... p. 138
  - Distracted drivers by age and source of distraction..... p. 139
  - Distracted drivers by gender and source of distraction..... p. 139
  - Driver contributing factor in distracted driving crashes..... p. 140

\* The current Oklahoma crash report breaks down distracted driving into four categories:

1. Distraction by an electronic communication device
2. Distraction by other electronic device
3. Distraction by something other than an electronic device inside the vehicle
4. Distraction by something other than an electronic device outside the vehicle

For the purposes of this section, all four of these have been combined in order to examine overall distracted driving crashes.

It should also be noted that distraction while driving is largely self-reported, and is therefore likely to be underrepresented in the data.

# DISTRACTED DRIVING CRASHES – STATEWIDE

Statewide Distracted Driving Crashes by County & Crash Injury Severity											
County	Crash Injury Severity										Total Crashes
	Fatal		Serious		Minor		Possible		None		
	OHP	Police	OHP	Police	OHP	Police	OHP	Police	OHP	Police	
Adair			1		6		3		5	5	20
Alfalfa	1						1		3		5
Atoka	2			2	6	1	1	3	12	12	39
Beaver					2		1		3		6
Beckham					2	2	13	2	21	23	63
Blaine			2		3		2		7	1	15
Bryan			1	1	5	9	6	15	29	79	145
Caddo	1				10		7		23		41
Canadian			1	4	8	19	14	39	39	151	275
Carter			1	1	1	2	12	8	30	40	95
Cherokee			1		16	2	7	3	31	22	82
Choctaw	1			1	6	1	4	1	8	3	25
Cimarron			1				2		1		4
Cleveland		2		8	2	54	14	124	43	295	542
Coal	1		2		2		1		8		14
Comanche		1	4	3	8	9	11	37	34	72	179
Cotton			1		3		2	1	10		17
Craig			3				2	2	10	5	22
Creek	2		1	1	11	8	18	8	28	31	108
Custer			3		3	3	6	2	27	27	71
Delaware			6		18	2	6	3	38	15	88
Dewey	1		1		1				3	1	7
Ellis					1		1		2	1	5
Garfield					5	7	6	21	14	94	147
Garvin			1		8		16	2	42	5	74
Grady		1	4		11	6	6	6	21	30	85
Grant									3		3
Greer					2		1		8		11
Harmon			1								1
Harper					3				2		5
Haskell					3		3		8	4	18
Hughes			3				2		6		11
Jackson					2	4	1	9	6	34	56
Jefferson			1		1		3		5	2	12
Johnston					3	1	7		7	2	20
Kay	1		3	1	3	8	6	11	21	45	99
Kingfisher					4		2	1	6	7	20
Kiowa					2		1		3		6
Latimer					3				4	3	10
LeFlore			5	1	7	3	7	8	19	35	85
Lincoln			2		11		4	1	21	5	44
Logan	2		1	1	3	3	10	3	20	22	65
Love			1		7		7		28	3	46
McClain		1	2		7	6	14	10	36	19	95

# DISTRACTED DRIVING CRASHES – STATEWIDE

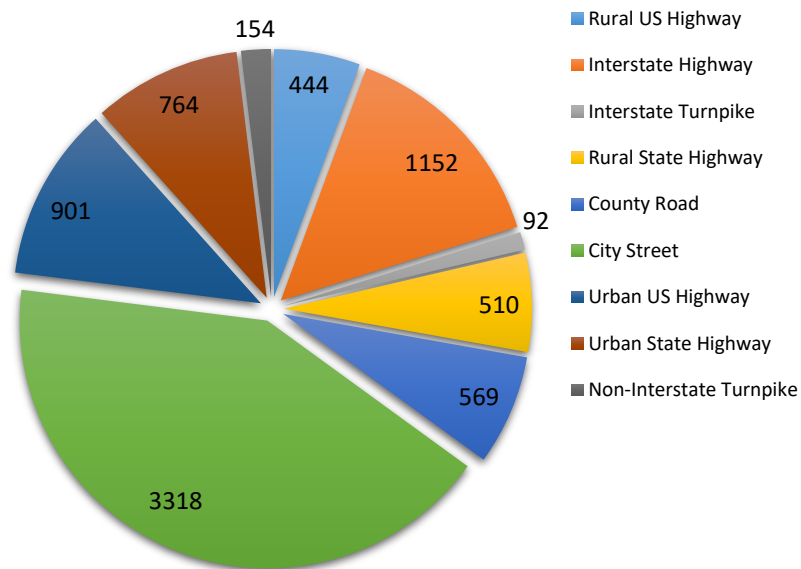
Statewide Distracted Driving Crashes by County & Crash Injury Severity											
County	Crash Injury Severity										Total Crashes
	Fatal		Serious		Minor		Possible		None		
	OHP	Police	OHP	Police	OHP	Police	OHP	Police	OHP	Police	
McCurtain	1		2		5	2	9	1	30	11	61
McIntosh	2		3		2		6	2	15	10	40
Major			1		2				3		6
Marshall					5		11		18	1	35
Mayes		1	1	2	22	3	16	1	36	20	102
Murray					3		8		16	12	39
Muskogee	2		4	1	3	20	5	11	24	60	130
Noble			3		3		5		14		25
Nowata			2		4		3	1	9	1	20
Okfuskee			1		4		3		18	1	27
Oklahoma	2	6	3	14	24	139	109	375	333	1143	2148
Okmulgee			2		7		11		11		31
Osage					9		5	4	22	7	47
Ottawa			3		9	1	6	6	31	8	64
Pawnee			1		6		2		14	1	24
Payne		1		2	16	27	15	29	23	93	206
Pittsburg			1	7	7	8	10	8	35	49	125
Pontotoc			3		2		11	1	24		41
Pottawatomie				2	7	6	12	15	25	33	100
Pushmataha					3		4		10	1	18
Roger Mills									1		1
Rogers			1	4	34	8	21	19	32	44	163
Seminole			3		3		6	1	15	7	35
Sequoyah					4	1	13	5	41	29	93
Stephens		1			10	4	8	11	11	32	77
Texas	3		1				5	1	6	14	30
Tillman									4		4
Tulsa	1	5	1	25	34	189	49	223	72	538	1137
Wagoner	2		1	1	14	9	8	16	38	48	137
Washington			1	2	5	1	8	13	11	50	91
Washita			2		2		8		12		24
Woods					2		1	1		2	6
Woodward				1	1	2	1	2	6	23	36
	25	19	93	85	451	570	609	1066	1655	3331	7904
Total	44		178		1021		1675		4986		7904

OHP indicates crashes worked by the Oklahoma Highway Patrol. These crashes are generally on rural roads and highways. Police indicates crashes worked by agencies (police, sheriff, campus police, etc.) other than the Oklahoma Highway Patrol. These crashes are generally worked within municipalities.

# DISTRACTED DRIVING CRASHES – STATEWIDE

Statewide Distracted Driving Crashes Highway Class & Injury Severity						
Highway Class	Injury Severity					Total Crashes
	Fatal	Serious	Minor	Possible	None	
Rural US Highway	7	22	90	93	232	444
Interstate Highway	3	12	94	260	783	1152
Interstate Turnpike		4	14	21	53	92
Rural State Highway	7	22	116	110	255	510
County Road	5	27	110	120	307	569
City Street	11	50	385	654	2218	3318
Urban US Highway	3	19	102	203	574	901
Urban State Highway	6	21	91	184	462	764
Non-Interstate Turnpike	2	1	19	30	102	154
<b>Total</b>	<b>44</b>	<b>178</b>	<b>1021</b>	<b>1675</b>	<b>4986</b>	<b>7904</b>

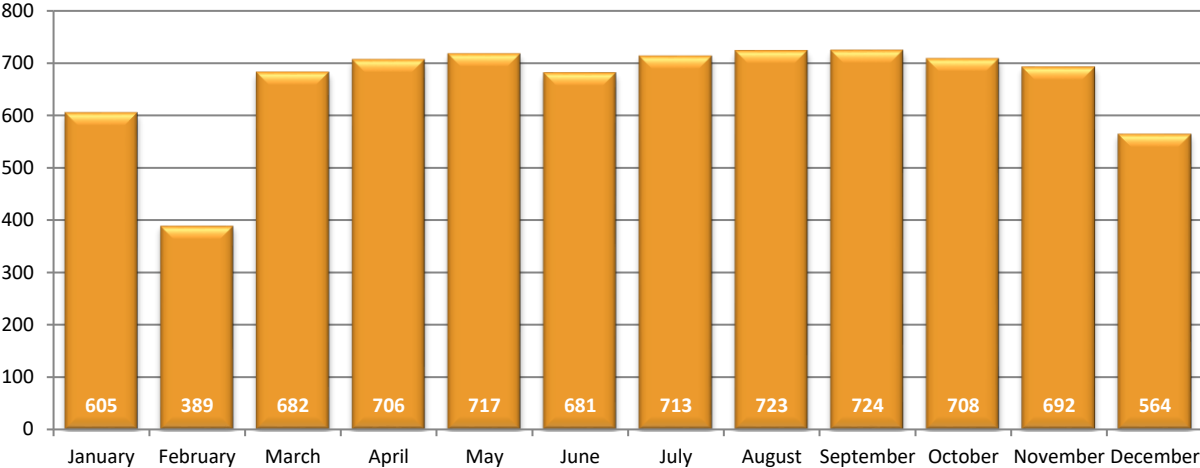
Distracted Driving Crashes by Highway Class



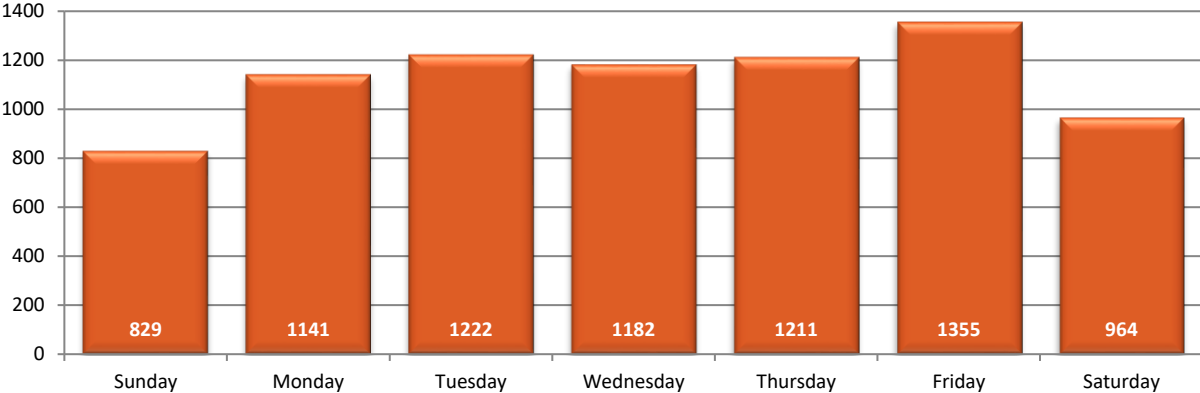
Statewide Distracted Driving Crashes Crash Injury Severity & Number of Vehicles Involved						
Number of Vehicles	Injury Severity					Total Crashes
	Fatal	Serious	Minor	Possible	None	
One Vehicle	18	61	295	336	1123	1833
Two Vehicles	14	82	599	1098	3553	5346
Three Vehicles	8	21	108	202	276	615
Four or More Vehicles	4	14	19	39	34	110
<b>Total</b>	<b>44</b>	<b>178</b>	<b>1021</b>	<b>1675</b>	<b>4986</b>	<b>7904</b>

# DISTRACTED DRIVING CRASHES – STATEWIDE

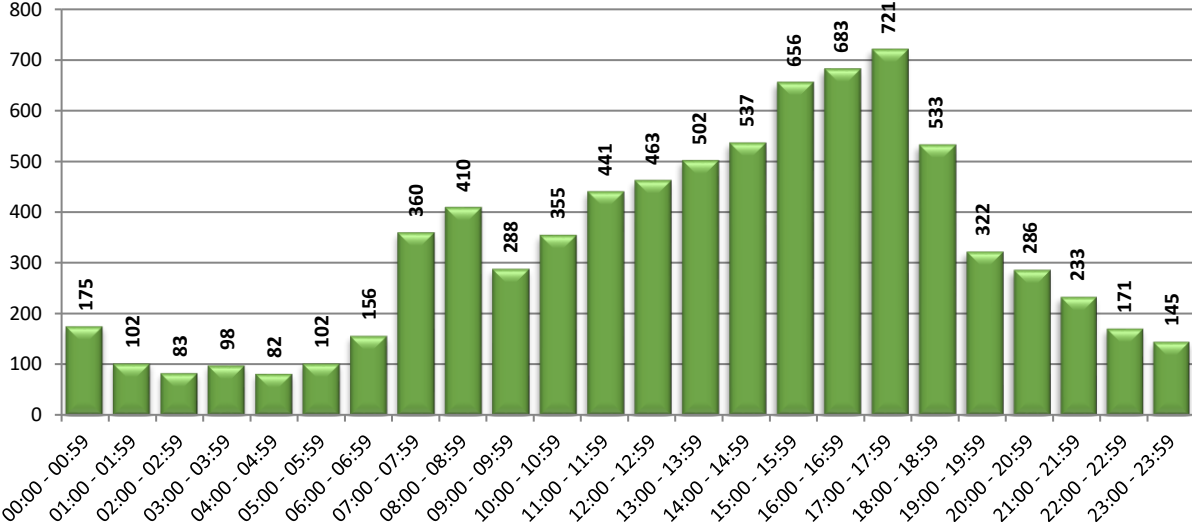
Distracted Driving Crashes by Month



Distracted Driving Crashes by Day of Week



Distracted Driving Crashes by Time of Day



# DISTRACTED DRIVING CRASHES IN CITIES

Urban Distracted Driving Crashes by City (5,000+ population) & Crash Injury Severity											
City	Crash Injury Severity										Total Crashes
	Fatal		Serious		Minor		Possible		None		
	OHP	City PD	OHP	City PD	OHP	City PD	OHP	City PD	OHP	City PD	
Ada							1	1			2
Altus						4		9		33	46
Ardmore				1		2	3	5	6	37	54
Bartlesville				2				12		44	58
Bethany						2		6		16	24
Bixby				1		11		11		26	49
Blackwell								1		7	8
Blanchard										2	2
Broken Arrow				2		38	2	23	12	98	175
Catoosa				3		1	3	1	1	4	13
Chickasha						1	5	4	2	22	34
Choctaw								3		10	13
Claremore			1	1	3	5		14	1	37	62
Clinton								2	1	8	11
Collinsville							3	3	3	9	18
Coweta				1				11	3	28	43
Cushing					1		2	2		12	17
Del City		1				3	5	2	10	33	54
Duncan		1			1	3		10		26	41
Durant				1		9		13		60	83
Edmond				3	4	11	3	33	16	114	184
El Reno					1		2	3	12	24	42
Elk City						2	1	2	1	17	23
Enid						7		21		94	122
Glenpool						2	1	8		21	32
Grove			1			2		3	1	12	19
Guthrie				1	1	3	1	3	6	21	36
Guymon								1		14	15
Harrah										1	1
Henryetta					2						2
Holdenville							1				1
Hugo				1		1		1		3	6
Idabel						2				10	12
Jenks				1			1	2			4
Lawton		1		3		9	1	37	2	72	125
Lone Grove								3		2	5
McAlester				6		8		5	1	39	59
Miami						1		6	1	7	15
Midwest City						6	2	33	8	91	140
Moore					2	7	7	24	20	69	129
Muskogee				1		20		11	3	59	94
Mustang				1		4		7		28	40
Newcastle		1				4	3	10	6	17	41
Nichols Hills						1				8	9
Noble						3		2		5	10

# DISTRACTED DRIVING CRASHES IN CITIES

Urban Distracted Driving Crashes by City (5,000+ population) & Crash Injury Severity											
City	Crash Injury Severity										Total Crashes
	Fatal		Serious		Minor		Possible		None		
	OHP	City PD	OHP	City PD	OHP	City PD	OHP	City PD	OHP	City PD	
Norman		1		5		39	3	67	16	154	285
Oklahoma City	2	6	3	14	24	131	107	337	316	946	1886
Okmulgee					2		2		1		5
Owasso				1	1	4		10		29	45
Pauls Valley							3	1	8	5	17
Piedmont								1		6	7
Ponca City				1		8	1	10		38	58
Poteau				1		2		3		15	21
Pryor		1		2	2	3	1	1		19	29
Purcell			1		1	2	3		6	1	14
Sallisaw					1		1	3	3	14	22
Sand Springs	1	1		1	1	8	2	13	1	25	53
Sapulpa				1		5	3	6	4	26	45
Seminole								1	1	7	9
Shawnee				2		5	1	10	10	27	55
Skiatook					1			1	1	7	10
Stillwater		1		2		26	1	25		67	122
Tahlequah						2		3		22	27
Tecumseh						1	1	5		6	13
The Village				2				2		8	12
Tulsa		4	1	19	24	134	24	159	48	339	752
Tuttle		1				1		1		7	10
Vinita								2		5	7
Wagoner									2	6	8
Warr Acres						3		2		15	20
Weatherford						3			2	19	24
Woodward				1		2		2		23	28
Yukon				1		2		9	1	33	46
	3	19	7	82	73	557	195	1022	536	3109	5603
Total	22		89		630		1217		3645		5603

*Unlisted cities did not report any crashes.*

# PERSONS IN DISTRACTED DRIVING CRASHES

Persons in Statewide Distracted Driving Crashes by County & Injury Severity													
County	Person Injury Severity												Total Persons
	Fatal		Serious		Minor		Possible		None		Unknown		
	OHP	Police	OHP	Police	OHP	Police	OHP	Police	OHP	Police	OHP	Police	
Adair			1		8		3		64	8	2		86
Alfalfa	1						1		12				14
Atoka	2		1	2	7	2	1	3	28	24		3	73
Beaver					2		2		8		1		13
Beckham					2	3	17	2	46	46		2	118
Blaine			2		3		2		9	2	1		19
Bryan			1	1	5	13	7	26	77	228	1	6	365
Caddo	1				12		13		75		2		103
Canadian			1	5	8	27	16	61	119	374		18	629
Carter			1	1	2	2	19	9	73	77	3	5	192
Cherokee			1		21	3	16	3	95	46		1	186
Choctaw	1			1	8	1	8	1	22	21	1	1	65
Cimarron			1				2		6				9
Cleveland		2		12	3	75	22	222	165	777	1	20	1299
Coal	1		4		7		1		31				44
Comanche		1	7	3	10	13	15	58	78	163	3	10	361
Cotton			1		3		8	1	17	1	1		32
Craig			3		2		4	3	35	10	2		59
Creek	2		3	1	12	11	28	12	97	68		2	236
Custer			3		4	3	8	3	64	52	4		141
Delaware			6		31	2	17	5	105	31	7	2	206
Dewey	1		5		1				6			1	14
Ellis					1		2		4	2			9
Garfield					5	7	9	26	33	205	2	7	294
Garvin			1		8		24	3	131	10	4		181
Grady		1	3		15	10	7	15	44	64		2	161
Grant									5				5
Greer					2		1		14		1		18
Harmon			1										1
Harper					6				4				10
Haskell					5		3		15	8			31
Hughes			3				2		11				16
Jackson					2	4	2	12	8	75	1	3	107
Jefferson			1		1		4		13	3			22
Johnston					3	1	8	1	16	4			33
Kay	1		3	1	4	9	9	13	44	93		1	178
Kingfisher					5		3	1	19	14			42
Kiowa					2		1		7				10
Latimer					4				8	5			17
LeFlore			5	1	7	5	10	12	61	69		4	174
Lincoln			2		15		7	2	76	10	2	2	116
Logan	2		1	1	8	3	15	5	46	43	3	9	136
Love			1		7		10		75	5	5	1	104
McClain		1	3		13	6	19	17	101	49	2	5	216
McCurtain	1		5		6	2	10	2	66	20	2	2	116



# PERSONS IN DISTRACTED DRIVING CRASHES

Persons in Statewide Distracted Driving Crashes by County & Injury Severity													
County	Person Injury Severity												Total Persons
	Fatal		Serious		Minor		Possible		None		Unknown		
	OHP	Police	OHP	Police	OHP	Police	OHP	Police	OHP	Police	OHP	Police	
McIntosh	2		4		3		12	2	40	16		4	83
Major			1		3		1		14				19
Marshall					5		15		55	2	3		80
Mayes		1	1	4	28	12	35	3	113	46	1		244
Murray					5		11		74	19		4	113
Muskogee	2		4	4	4	23	8	19	61	137	2	3	267
Noble			3		3		7		33		1		47
Nowata			4		4		5	2	23			2	40
Okfuskee			1		5		4		43	2	1		56
Oklahoma	2	7	4	15	41	185	150	536	1092	3317	30	191	5570
Okmulgee			2		10		17		29		1		59
Osage					11		10	9	50	13		3	96
Ottawa			3		13	2	10	6	83	17	3	3	140
Pawnee			1		8		2		41	2			54
Payne		1		2	19	36	24	48	76	234	1	14	455
Pittsburg			1	7	8	12	19	11	87	109	1		255
Pontotoc			3		3		13	3	80		2		104
Pottawatomie				2	8	11	22	25	73	75	1	4	221
Pushmataha					3		5		18	2	1		29
Roger Mills									1				1
Rogers			1	7	46	14	31	30	144	114	3	3	393
Seminole			3		5		11	1	38	16			74
Sequoyah					7	2	15	6	100	53	1	9	193
Stephens		1			13	6	14	13	23	73		1	144
Texas	3		3				7	2	16	23		3	57
Tillman									7				7
Tulsa	1	5	1	29	45	248	80	385	260	1808	3	107	2972
Wagoner	2		2	1	16	13	12	25	88	104	3	8	274
Washington			1	2	6	3	11	20	36	109	1	3	192
Washita			2		2		10		54		1		69
Woods					2		1	1	2	4			10
Woodward				1	1	3	1	3	8	69		2	88
Total Persons	25	20	115	103	597	772	919	1668	4895	8971	111	471	18667
	45		218		1369		2587		13866		582		18667

OHP indicates crashes worked by the Oklahoma Highway Patrol. These crashes are generally on rural roads and highways. Police indicates crashes worked by agencies (police, sheriff, campus police, etc.) other than the Oklahoma Highway Patrol. These crashes are generally worked within municipalities.

# PERSONS IN DISTRACTED DRIVING CRASHES

Persons in Urban Distracted Driving Crashes by City & Injury Severity													
City	Person Injury Severity												Total Persons
	Fatal		Serious		Minor		Possible		None		Unknown		
	OHP	City PD	OHP	City PD	OHP	City PD	OHP	City PD	OHP	City PD	OHP	City PD	
Ada							1	3	1		1		6
Altus						4		12		73		3	92
Ardmore				1		2	5	6	16	74	2	4	110
Bartlesville				2		2		16		95		3	118
Bethany						2		6		45			53
Bixby				1		15		16		71		2	105
Blackwell								1		11			12
Blanchard										2		1	3
Broken Arrow				2		51	2	38	21	242		7	363
Catoosa				4		1	3	1	6	10		2	27
Chickasha					1	9		11	5	47		1	74
Choctaw								4		17		2	23
Claremore			1	3	3	11		25	8	95	2		148
Clinton								2	9	14			25
Collinsville							3	3	9	16		2	33
Coweta				1				15	5	56		8	85
Cushing					1		2	3	3	25		1	35
Del City		1				4	5	2	30	60	2	6	110
Duncan		1			1	4		11		61		1	79
Durant				1		13		17		176		3	210
Edmond				3	7	17	4	48	40	279	3	4	405
El Reno					1		2	4	34	41		1	83
Elk City						3	1	2	1	34		2	43
Enid						7		26		205		7	245
Glenpool						3	1	11		53		2	70
Grove			1			2		5	4	27			39
Guthrie				1	5	3	1	5	15	42		8	80
Guymon								2		23		3	28
Harrah										1			1
Henryetta					2				3				5
Holdenville							1		1				2
Hugo				1		1		1		21		1	25
Idabel						2		1		16		2	21
Jenks				1			2	5		4			12
Lawton		1		3		13	1	58	5	163		10	254
Lone Grove								3		3			6
McAlester				6		12		8	1	88			115
Miami						2		6	1	17		1	27
Midwest City						8	2	41	35	223	2	2	313
Moore					3	9	12	31	86	159		5	305
Muskogee				4		23		19	7	135		3	191
Mustang				1		4		12		65			82
Newcastle		1				4	3	16	24	43		4	95
Nichols Hills						1				15		2	18
Noble						3		5		17			25

# PERSONS IN DISTRACTED DRIVING CRASHES

Persons in Urban Distracted Driving Crashes by City & Injury Severity													
City	Person Injury Severity												Total Persons
	Fatal		Serious		Minor		Possible		None		Unknown		
	OHP	City PD	OHP	City PD	OHP	City PD	OHP	City PD	OHP	City PD	OHP	City PD	
Norman		1		6		55	4	132	52	404	1	8	663
Oklahoma City	2	7	4	18	38	176	149	506	1032	2964	23	185	5104
Okmulgee					2		2		5				9
Owasso				2	2	5	1	13	2	67		1	93
Pauls Valley							4	2	24	9			39
Piedmont								1		6		2	9
Ponca City				1		9	2	12		82		1	107
Poteau				1		4		4		30		1	40
Pryor		1		4	2	12	1	3	4	44			71
Purcell			2		2	2	3	1	16	6			32
Sallisaw					1		2	3	6	27		5	44
Sand Springs	1	1		1	2	10	2	21	3	106		6	153
Sapulpa				1		8	5	10	12	56		2	94
Seminole								1	2	16			19
Shawnee				2		10	2	20	31	55		4	124
Skiatook					1			4	3	11		3	22
Stillwater		1		2		35	4	43	2	185		9	281
Tahlequah						3		3		46		1	53
Tecumseh						1	1	5	1	20			28
The Village				3				2		19			24
Tulsa		4	1	22	29	176	44	291	173	1281	2	84	2107
Tuttle		1				1		3		14		1	20
Vinita								3		10			13
Wagoner									3	11			14
Warr Acres						4		6		29		2	41
Weatherford						3		1	2	38			44
Woodward				1		3		3		69		2	78
Yukon				1		4		11	1	75		1	93
	3	20	9	100	103	756	277	1605	1744	8544	38	421	13620
Total	23		109		859		1882		10288		459		13620

# DISTRACTED DRIVERS IN CRASHES

Distracted Drivers in Crashes* Driver Age & Driver Injury Severity							
Driver Age	Crash Injury Severity						Total
	Fatal	Serious	Minor	Possible	None	Unknown	
Unknown			2	3	26	73	104
11					1		1
13					2		2
14					6	1	7
15				4	9		13
16	1	1	15	17	156	3	193
17		4	25	29	230	10	298
18		6	18	40	270	10	344
19		6	22	28	268	9	333
20 - 24		16	129	176	1062	30	1413
25 - 29		9	71	109	806	28	1023
30 - 34	6	7	68	108	719	24	932
35 - 39		8	57	66	605	15	751
40 - 44	1	10	40	58	435	13	557
45 - 49		11	33	44	326	13	427
50 - 54	1	5	33	45	315	7	406
55 - 59			30	31	304	6	371
60 - 64	1	6	24	38	243	8	320
65 - 69	3	1	22	33	163	1	223
70 - 74		4	11	12	132	5	164
75 - 79		1	8	12	70	3	94
80 - 84	1		4	7	41		53
85+			2	2	24	2	30
Total	14	95	614	862	6213	261	8059

\* The following tables and graphics include only drivers in crashes who were noted as distracted on the crash report form.

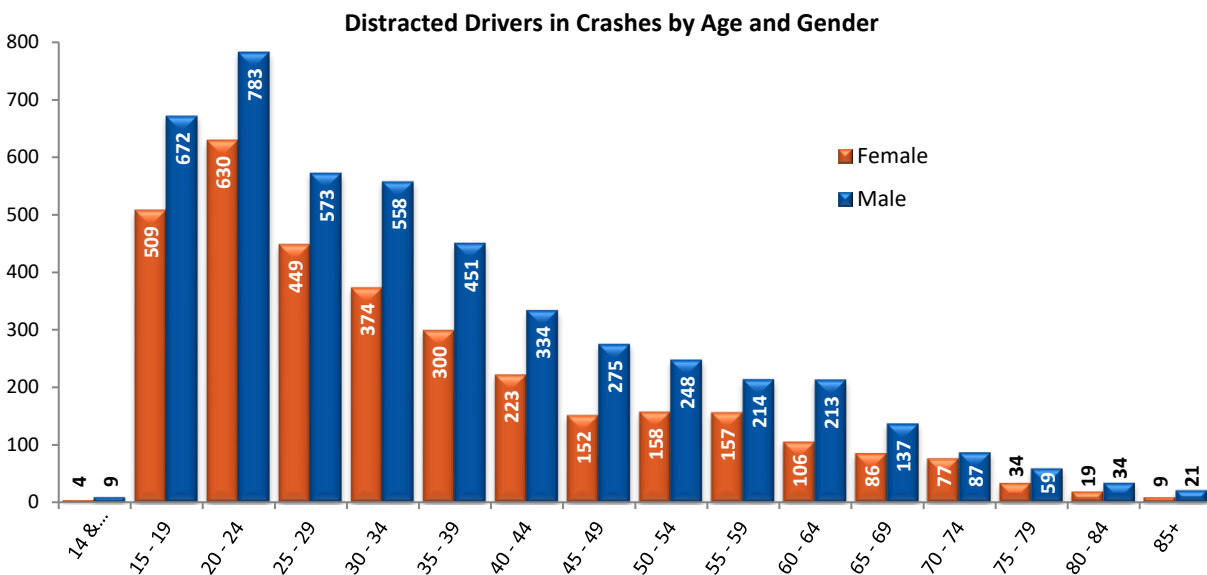
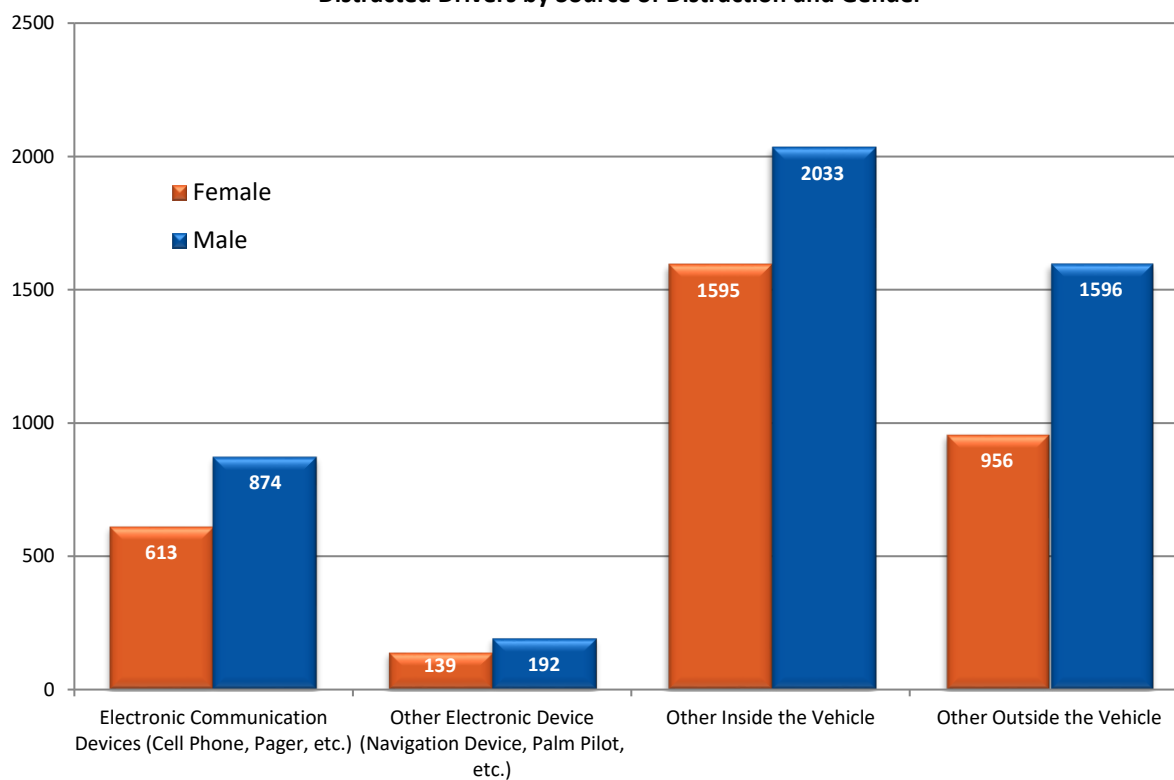


Chart does not include drivers of unknown age or gender.

# DISTRACTED DRIVERS IN CRASHES

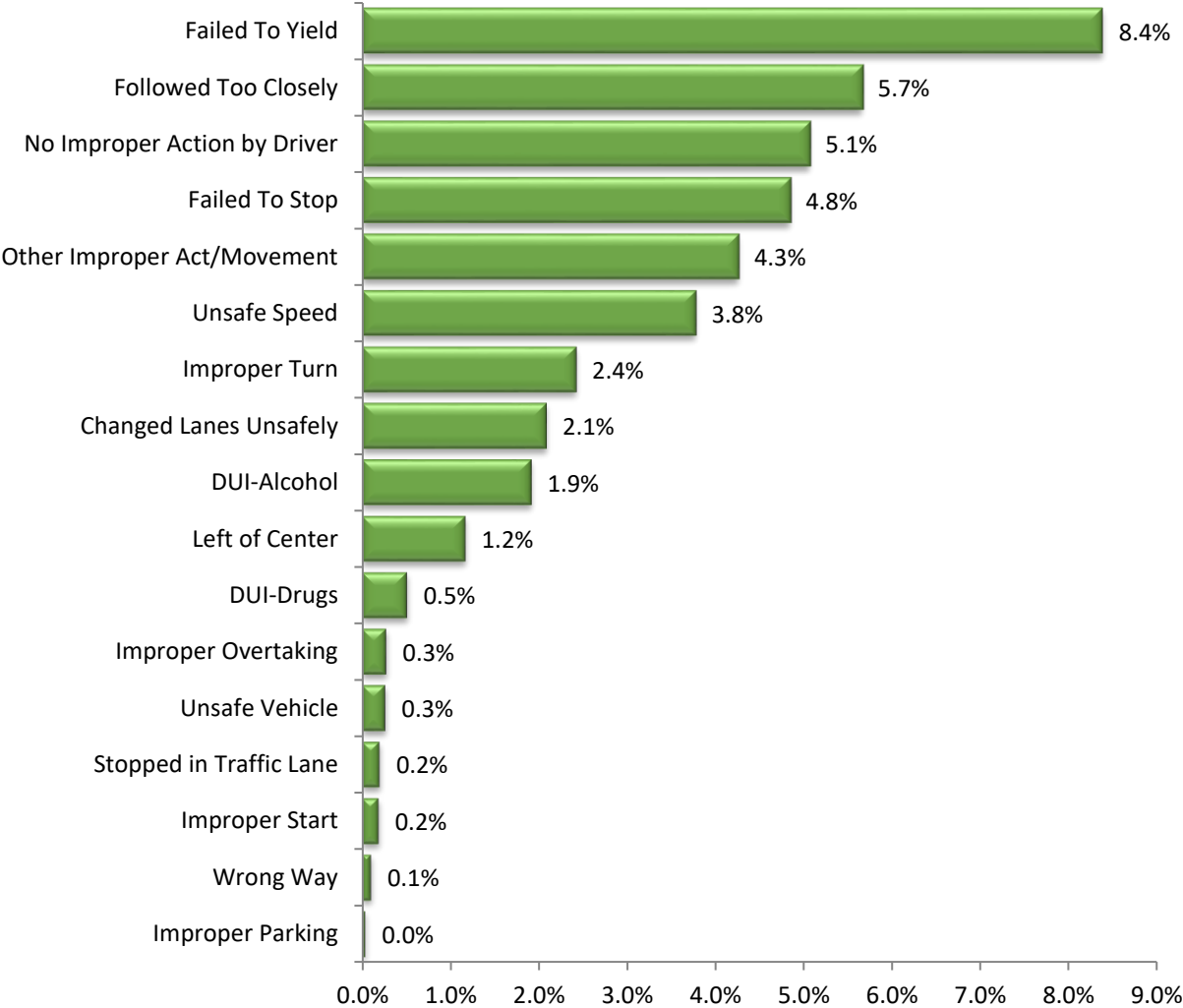
Distracted Drivers in Crashes Driver Age & Source of Distraction					
Driver Age	Source of Distraction				Total
	Electronic Communication Device	Other Electronic Device	Other Distraction Inside the Vehicle	Other Distraction Outside the Vehicle	
Unknown	27	8	25	44	104
14 & Under	3	1	2	4	10
15 - 19	274	45	501	361	1181
20 - 24	308	76	623	406	1413
25 - 29	208	58	496	261	1023
30 - 34	180	39	446	267	932
35 - 39	132	26	380	213	751
40 - 44	100	15	261	181	557
45 - 49	75	10	194	148	427
50 - 54	56	21	189	140	406
55 - 59	40	12	171	148	371
60 - 64	47	11	139	123	320
65 - 69	23	4	89	107	223
70 - 74	21	3	65	75	164
75 - 79	8	4	32	50	94
80 - 84	5	0	15	33	53
85+	0	1	10	19	30
Total	1507	334	3638	2580	8059

Distracted Drivers by Source of Distraction and Gender



# DISTRACTED DRIVERS IN CRASHES

Driver Contributing Factor for Distracted Drivers in Crashes\*



\* On the current Oklahoma crash report form, every driver in a crash is assigned a contributing factor for the crash. The majority of drivers who were noted as distracted were also assigned the contributing factor of “Inattention”. This contributing factor was assigned to 58.9% of all distracted drivers. Therefore, it was left off the above chart to show other contributing factors that were chosen on the crash report form. “Other Improper Act/Movement” includes failure to signal, disregarding warning signal, improper lane use, improper backing, sleepy driver, failure to secure load, and unknown/other movements.