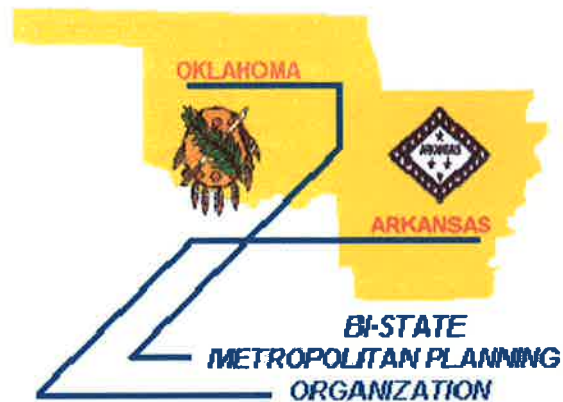



# ***Bi-State Metropolitan Planning Organization***

## ***FY 2010 – 2013 Transportation Improvement Program (TIP)***



**Adopted: January 21, 2010**

**Amended: June 2, 2010**



## **BI-STATE MPO BOARD RESOLUTION**

### **ADOPTING THE BI-STATE FY 2010 – 2013 TRANSPORTATION IMPROVEMENT PROGRAM FOR THE BI-STATE METROPOLITAN PLANNING ORGANIZATION**

**WHEREAS**, the Safe, Accountable, Flexible, Efficient Transportation Equity Act: A Legacy for Users (SAFETEA-LU) requires transportation plans and programs for metropolitan areas be developed through a continuing, cooperative and comprehensive transportation planning process carried out by the metropolitan planning organization in concert with the state and transit operators; and

**WHEREAS**, The Bi-State MPO is the officially designated metropolitan planning organization (MPO) for the Fort Smith/Van Buren metropolitan area in Arkansas and Oklahoma; and

**WHEREAS**, the Safe, Accountable, Flexible, Efficient Transportation Equity Act: A Legacy for Users (SAFETEA-LU) requires that each MPO in cooperation with the state(s) and transit provider prepare and adopt a Transportation Improvement Program every 4 years that contains: a priority list of projects and strategies for 4 years; a financial plan; and descriptions (type of work, termini, length, etc.) including investments in pedestrian walkways and bicycle transportation facilities; and

**WHEREAS**, the Bi-State MPO Staff has prepared the FY 2010 – 2013 Transportation Improvement Program in accordance with the requirements of the Safe, Accountable, Flexible, Efficient Transportation Equity Act: A Legacy for Users (SAFETEA-LU) and has presented the Plan to the public in accordance with the Bi-State Public Involvement Procedures.

**NOW, THEREFORE, BE IT RESOLVED**, that the Bi-State Metropolitan Planning Organization Board hereby approves and adopts the Bi-State MPO FY 2010 – 2013 Transportation Improvement Program.

**Adopted January 21, 2010**

Amanda Moses, Finance Officer  
Bi-State MPO

**Attest:**

Ken O'Donnell, Director  
Bi-State MPO

**Bi-State Metropolitan Planning Organization**

**Transportation Improvement Program**  
**Fiscal Years 2010- 2013**

Prepared By:

Bi-State Metropolitan Planning Organization

In Cooperation with:

The Arkansas Highway and Transportation Department  
Oklahoma Department of Transportation  
Federal Highway Administration  
Federal Transit Administration

And

The Arkansas Cities of;  
Alma, Barling, Bonanza, Central City,  
Fort Smith, Greenwood, Kibler, Lavaca, Rudy, and Van Buren

And

The Oklahoma Towns of;  
Arkoma, Moffett, Muldrow, Pocola, Roland, and Spiro

And

Crawford and Sebastian Counties in Arkansas  
And Leflore and Sequoyah Counties in Oklahoma

And,

Western Arkansas Planning and Development District, Incorporated  
Fort Smith Transit Department  
Fort Smith Regional Airport  
Eastern Oklahoma Development District  
Kiamichi Economic Development District

January 21, 2010

The preparation and publication of this document was financed in part by funds provided by the United States Department of Transportation, Federal Highway Administration, and Federal Transit Administration. The provision of Federal financial assistance should not be construed as denoting U.S. Government approval of plans, policies, programs or projects contained herein.

## **Bi-State Metropolitan Planning Organization**

### **Notice of Nondiscrimination**

The Bi-State Metropolitan Planning Organization (MPO) complies with all civil rights provisions of federal statutes and related authorities that prohibit discrimination in programs and activities receiving federal financial assistance. Therefore, the MPO does not discriminate on the basis of race, sex, color, age, national origin, religion or disability, in the admission, access to and treatment in the MPO's programs and activities, as well as the MPO's hiring and employment practices. Complaints of alleged discrimination and inquires regarding the MPO's nondiscrimination policies may be directed to Tim Conklin, Bi-State MPO Director, P.O. Box 2067 Fort Smith Arkansas 72902, 479-785-2651, or the following e-mail address: [tconklin@wapdd.org](mailto:tconklin@wapdd.org).


This notice may also be requested in large print, audiotape, or Braille.

Bi-State Metropolitan Planning Organization  
**METROPOLITAN TRANSPORTATION PLANNING PROCESS SELF-CERTIFICATION**


The Arkansas Highway and Transportation Department, the Oklahoma Department of Transportation, and the Bi-State, the metropolitan planning organization for the Fort Smith-Van Buren metropolitan area, hereby certify that the transportation planning process is addressing the major issues in the metropolitan planning area and is being conducted in accordance with all applicable requirements of:

- (1) 23 U.S.C. 134 and 135, 49 U.S.C. 5303 and 5304, and 23 CFR 450 et seq;
- (2) In non-attainment and maintenance areas, sections 174 and 176 (c) and (d) of the Clean Air Act, as amended (42 U.S.C. 7504, 7506 (c) and (d)) and 40CFR part 93;
- (3) Title VI of the Civil Rights Act of 1964, as amended (42 U.S.C. 2000d-1) and 49 CFR part 21;
- (4) 49 U.S.C. 5332, prohibiting discrimination on the basis of race, color, creed, national origin, sex, or age in employment or business opportunity;
- (5) Section 1101(b) of the SAFETEA-LU (Pub. L. 109-59) and 49 CFR part 26 regarding the involvement of disadvantaged business enterprises in USDOT funded projects;
- (6) 23 CFR part 230, regarding the implementation of an equal employment opportunity program on Federal and Federal-aid highway construction contracts;
- (7) The provisions of the Americans with Disabilities Act of 1990 (42 U.S.C. 12101 *et seq.*) and 49 CFR parts 27, 37, and 38;
- (8) The Older Americans Act, as amended (42 U.S.C. 6101), prohibiting discrimination on the basis of age in programs or activities receiving Federal financial assistance;
- (9) Section 324 of title 23 U.S.C. regarding the prohibition of discrimination based on gender; and
- (10) Section 504 of the Rehabilitation Act of 1973 (29 U.S.C. 794) and 49 CFR part 27 regarding discrimination against individuals with disabilities.

BE IT RESOLVED, that the Bi-State Metropolitan Planning Organization certifies, in consideration of the requirements listed herein and to the degree appropriate for the size of the area and the complexity of its transportation problems that the urban transportation planning process is being carried out in conformance with all the applicable federal requirements.

  
Amanda Moses, Financial Officer  
Bi-State MPO

Date: 03/04/10

  
Alan Meadors, Division Head  
AHTD Planning and Research Division

Date: 3/8/2010

  
David Streb P.E., Director of Engineering  
Oklahoma Department of Transportation

Date: 3/9/10

## Table of Contents

Section	Page #
I. Introduction	1
II. Availability of TIP Projects and Data on the Bi-State Website	2
Map 1 Bi-State MPO Boundary Area	3
III. FY 2010 – 2013 Bi-State TIP Arkansas/Oklahoma	4
IV. FY 2010 – 2013 Funding Summary – AR/OK [CONSTRAINED]	23
V. FY 2010 – 2013 TIP Illustrative Element [UNCONSTRAINED]	24
VI. FY 2007 – 2010 TIP Project Status	26
Appendix A Amendments	28
Appendix B Amendments	30

## **Section I    Introduction**

The Bi-State Metropolitan Planning Organization (MPO) is responsible for the coordination of transportation planning activities in the Fort Smith/Van Buren Arkansas-Oklahoma Urbanized Area. This geographic area, known as the Bi-State Area, is illustrated in **Map 1**. The Fort Smith/Van Buren Arkansas-Oklahoma Urbanized Area comprises the urbanized portions of Crawford and Sebastian Counties in Arkansas and LeFlore and Sequoyah Counties in Oklahoma. The Bi-State Area also includes areas within the Counties identified above that are anticipated to become urbanized within the next 25 years.

The **FY 2010 - 2013 Bi-State Transportation Improvement Program (TIP)** has been developed as a part of the continuing, cooperative, and comprehensive planning program as established under planning regulations of the US Department of Transportation. The **FY 2010 - 2013 Bi-State TIP** includes all transportation improvements planned or programmed within the Bi-State Urbanized Area that will utilize federal funding for all or part of their implementation costs. Its' purpose is to assist in coordinating the use of these funds for area-wide transportation improvements and to ensure that the projects that are the recipients of these federal funds are in conformance with the **Bi-State Year 2030 Long Range Transportation Plan** adopted in August 2006 and scheduled to be updated in 2011.

The projects that are contained in the **FY 2010 - 2013 Bi-State TIP** have been selected by and coordinated with local units of governments within the Bi-State Area and the AHTD and ODOT. They have been reviewed for consistency with the Bi-State's Long Range Plan, responsiveness to local and regional needs, and for the availability of federal funds and non-federal matching funds. This last review element, the availability of federal funds and non-federal matching funds, is a core component of the TIP. The landmark federal legislative initiative, the *Intermodal Surface Transportation Efficiency Act of 1991 (ISTEA)*, its re-authorization legislation, the *Transportation Equity Act for the 21<sup>st</sup> Century (TEA-21)* and the *Safe, Accountable, Flexible, Efficient Transportation Equity Act: A Legacy for Users (SAFETEA-LU)*. *SAFETEA-LU* explicitly set the threshold for the inclusion of federally aided transportation improvement projects in TIPs and Long Range Transportation Plans. This threshold embodies the concept of fiscal constraint which simply means that there is a reasonable expectation of federal funding for the individual projects contained in either of the two documents. With respect to the TIP, reasonable expectation is defined as the guarantee or probability of federal funding within the four (4) year time frame of the TIP. Reasonable expectation differs with respect to the Long Range Transportation Plan in that this Plan is a twenty-five (25) year plan aggregated into five (5) incremental improvement stages. Each of these stages has a corresponding improvement program from which subsequent TIPs will be developed.

The projects contained in the Illustrative Element of this document are not time sensitive as are the projects identified in the Incremental Schedules of projects that are addressed in the preceding paragraph. Rather, the Illustrative projects are subject to the availability of the necessary funding or a reasonable expectation of funds to implement the projects. It is anticipated that as funds are made available or new funding categories are developed the projects that form the illustrative listing will be elevated to the appropriate Long Range Plan time Increment based on the type of project and the estimated timeframe for implementation. The Illustrative projects are found in Section V of this document.

## **Section II Availability of TIP Projects and Data on the Bi-State Web-site**

Upon approval and adoption of the Bi-State 2010 – 2013 Transportation Improvement Program, the various improvement projects with associated project information will be placed on the Bi-State web based GIS platform. The projects will be identified on an interactive map with the associated information presented in drop down attributes boxes linked to the point data on the map.





### Section III FY 2010 - 2013 Bi-State Transportation Improvement Program

\*When 'STATEWIDE' is shown in the "COUNTY" column in the following tables, it means that the project funds identified for projects are programmed for those within the entire state of Arkansas/Oklahoma and not only for projects within the Bi-State MPO area.

\*Arkansas receives an annual apportionment for the Sections 5310, 5311, 5316 and 5317 programs (listed as statewide projects in the TIP). The Arkansas State Highway and Transportation Department (AHTD) solicits a statewide annual application process from transit providers. Applications are received from urbanized and rural areas. Based on submitted applications, applicants' eligibility, project's eligibility, rating system and available funds, the AHTD approves projects for funding. Approved projects are submitted to the Federal Transit Administration (FTA) for their approval. Once approved by the FTA, agencies throughout the state are informed of grant awards and contracts executed.

JOB NO	LET YEAR	RURAL ROUTE	COUNTY	TERMINI	TYPE WORK	FEDERAL FUNDS (X 1,000)	STATE FUNDS (X 1,000)	LOCAL FUNDS (X 1,000)	TOTAL COST (X 1,000)	CARRYING OUT PROJECT	DATE	TYPE OF FEDERAL FUNDS
<b>FY 2010 ARKANSAS</b>												
40238	2010	45	SEBASTIAN	HWY. 255-PHOENIX AVE. WIDENING)(FT. SMITH)(S) (LENGTH = 1.10)	WIDENING	\$4,700	\$	\$4,700	\$9,400.00	STATE	2010	LOCAL - STP
40026	2010	282	CRAWFORD	HURRICANE CR & COUCH BRANCH STR. & APPRS. (SO. OF HWY 10) (S)	STR & APPRS	\$800	\$200	\$	\$1,000.00	STATE	2010	BR - STATE
40345	2010	CS	CRAWFORD	HWY 59 WEST (RENA ROAD, VAN BUREN - S) (LENGTH = .75)	WIDENING	\$80	\$	\$1,080	\$1,160.00	STATE	2010	BR - LOCAL
						\$3,240	\$	\$	\$3,240.00	STATE	2010	EARMARK
						\$1,000	\$	\$	\$1,000.00	STATE	2010	STP
40471	2010	CS	SEBASTIAN	JENNY LIND RD. & INGERSOLL RD. WIDENING (FORT SMITH) (S) (LENGTH = 3.00)	WIDENING	\$7,360	\$	\$1,620	\$8,980.00	LOCAL	2010	EARMARK - LOCAL
40545	2010	CS	SEBASTIAN	9 <sup>TH</sup> ST. - 13 <sup>TH</sup> ST. (GARRISON AVE.) (FT SMITH) (S)	ENHANCEMENT	\$950	\$	\$488	\$1,438.00	LOCAL	2010	EARMARK - LOCAL
						\$1,000	\$	\$	\$1,000.00	LOCAL	2010	STP<200,000
XX2010-02	2010	VAR	STATEWIDE	VARIOUS RESURF/RESTORATION /REHAB/RECONST	4-R	\$10,800	\$2,000	\$	\$12,800.00	STATE	2010	IM-STATE
						\$1,600	\$	\$	\$1,600.00	STATE	2010	NHS
						\$1,600	\$	\$	\$1,600.00	STATE	2010	STP
XX2010-03	2010	VAR	STATEWIDE	VARIOUS BRIDGE REHAB/REPLACEMENT	STR & APPRS	\$1,600	\$400	\$	\$2,000.00	STATE	2010	BR- STATE/LOCAL

JOB NO	LET YEAR	RURAL ROUTE	COUNTY	TERMINI	TYPE WORK	FEDERAL FUNDS (X 1,000)	STATE FUNDS (X 1,000)	LOCAL FUNDS (X 1,000)	TOTAL COST (1,000)	(X CARRYING OUT PROJECT	DATE	TYPE OF FEDERAL FUNDS
XX2010-04	2010	VAR	STATEWIDE	BRIDGE PAINTING/GUARD/RAIL/SCOUR CONTROL/INSPECTION	MISCELLANEOUS	\$1,600	\$400	\$	\$2,000.00	STATE	2010	BR-STATE/LOCAL
XX2010-05	2010	VAR	STATEWIDE	VARIOUS SAFETY TYPE IMPROVEMENTS	SAFETY	\$900	\$100	\$	\$1,000.00	STATE	2010	HSIP - STATE
XX2010-06	2010	VAR	STATEWIDE	RR XING PROTECT DEVICES/SURFACING/H AZARD ELIMINATION	SAFETY	\$2,160	\$240	\$	\$2,400.00	STATE/RR	2010	RRP - STATE
XX2010-08	2010	VAR	STATEWIDE	VARIOUS SAFE ROUTES TO SCHOOL PROJECTS	ENHANCEMENT	\$1,400	\$	\$	\$1,400.00	STATE/LOCAL	2010	SRTS
XX2010-10	2010	VAR	STATEWIDE	VARIOUS TRAIL PROJECTS	ENHANCEMENT	\$800	\$	\$200	\$1,000.00	LOCAL	2010	REC TRAILS, LOCAL
XX2010-07	2010	VAR	STATEWIDE	VARIOUS ENHANCEMENT TYPE PROJECTS	ENHANCEMENT	\$8,000	\$2,000	\$	\$10,000.00	STATE/LOCAL	2010	ENH, STATE OR LOCAL
XX2010-11	2010	CR	STATEWIDE	VAR RESURF/ RESTORE/ REHAB/ BR REPL/ BR REHAB ON COUNTY ROADS	4-R/ STRS. & APPRS.	\$5,967	\$1,492	\$	\$7,459.00	STATE	2010	STP, STATE/LOCAL
XX2010-12	2010	CR	STATEWIDE	VARIOUS BRIDGE REHAB/ REPLACEMENT ON COUNTY ROADS	STR. & APPRS.	\$3,700	\$	\$1,105	\$4,805.00	STATE	2010	BR-LOCAL
XX2010-13	2010	VAR	STATEWIDE	RIGHT-OF-WAY/ UTILITIES/ CENG	VARIOUS	\$720	\$	\$	\$720.00	STATE	2010	EARIMARK
						\$5,600	\$14,800	\$	\$20,400.00	STATE	2010	BR, STATE
						\$2,000	\$	\$	\$2,000.00	STATE	2010	ENH
						\$4,680	\$	\$	\$4,680.00	STATE	2010	HSIP
						\$2,700	\$	\$	\$2,700.00	STATE	2010	IM
						\$28,880	\$	\$	\$28,880.00	STATE	2010	STP
						\$	\$	\$500	\$500.00	STATE	2010	STATE OR LOCAL
						\$21,440	\$	\$	\$21,440.00	STATE	2010	NHS
XX2010-17	2010	VAR	STATEWIDE	VARIOUS SIGNALS AND INTERSECTION IMPROVEMENTS	SAFETY & TRAFFIC ENG.	\$2,000	\$	\$	\$2,000.00	LOCAL	2010	STP<200,000
						\$	\$500	\$	\$500.00	LOCAL	2010	LOCAL
					ARKANSAS HIGHWAY TOTAL COSTS 2010	\$127,277	\$22,132	\$9,693	\$159,102.00	N/A	2010	

JOB NO	LET YEAR	RURAL ROUTE	COUNTY	TERMINI	TYPE WORK	FEDERAL FUNDS (X 1,000)	STATE FUNDS (X 1,000)	LOCAL FUNDS (X 1,000)	TOTAL COST (1,000)	(X	CARRYING OUT PROJECT	DATE	TYPE OF FEDERAL FUNDS
<b>FY 2010 OKLAHOMA</b>													
J2-0781(010)	2010		STATEWIDE	3B (BRIDGE) PREV MAINT INCLUDING PAINT, JOINTS, BEARINGS & DECK REPAIR	BRIDGE	\$5,000	N/A	N/A	\$5,000.00	N/A	N/A	2010	N/A
J2-1016(060)	2010		STATEWIDE	PRELIMINARY ENGINEERING	ENG	\$15,000	N/A	N/A	\$15,000.00	N/A	N/A	2010	N/A
J2-2612(010)	2010		STATEWIDE	COUNTY BRIDGE PROGRAM	BRIDGE	\$20,000	N/A	N/A	\$20,000.00	N/A	N/A	2010	N/A
J2-3613(010)	2010		STATEWIDE	COUNTY ROAD PROGRAM	ROAD	\$6,000	N/A	N/A	\$6,000.00	N/A	N/A	2010	N/A
J2-3614(010)	2010		STATEWIDE	SMALL CITY ROAD & BRIDGE PROGRAM	ROAD & BRIDGE	\$3,000	N/A	N/A	\$3,000.00	N/A	N/A	2010	N/A
J2-5625(010)	2010		STATEWIDE	SAFE ROUTES TO SCHOOL -DESIGN, DEV, CONST OF ENGINEERING PROJECTS AND EDUCATIONAL PROGRAMS	ENHANCEMENT	\$1,633	N/A	N/A	\$1,633.00	N/A	N/A	2010	N/A
J1-0749(016)	2010		STATEWIDE	STATEWIDE RAIL CROSSING- PROTECTIVE DEVICES, CRSSNG SURF, AVD WARNING SIGNS, STRIPING, CLOSURES	SAFETY	\$8,000	N/A	N/A	\$8,000.00	N/A	N/A	2010	N/A
J1-7050(016)	2010		STATEWIDE	IMPROVEMENT- PAINTING, MINOR REPAIRS, SEAL COAT/WATERPROOFIN G, SILANE TR, ETC	BRIDGE	\$1,000	N/A	N/A	\$1,000.00	N/A	N/A	2010	N/A
J1-7051(016)	2010		STATEWIDE	SMALL SCALE TRAFFIC SAFETY - SIGNING, INT MOD, LIGHTING, INTRCON SYST, GRDRAIL, DELINEATION, ETC.	SAFETY	\$12,000	N/A	N/A	\$12,000.00	N/A	N/A	2010	N/A
J1-7663(016)	2010		STATEWIDE	ENHANCEMENT, BIKE/PED PTHS, SCENIC/HIST HWAY PROG, LANDSCAPE, HISTORIC PRESERV., ETC	ENHANCEMENT	\$12,000	N/A	N/A	\$12,000.00	N/A	N/A	2010	N/A
J1-8262(013)	2010		STATEWIDE	RECREATIONAL TRAILS	REC TRAILS	\$1,400	N/A	N/A	\$1,400.00	N/A	N/A	2010	N/A

JOB NO	LET YEAR	RURAL ROUTE	COUNTY	TERMINI	TYPE WORK	FEDERAL FUNDS (X 1,000)	STATE FUNDS (X 1,000)	LOCAL FUNDS (X 1,000)	TOTAL COST (1,000)	(X CARRYING OUT PROJECT	DATE	TYPE OF FEDERAL FUNDS
J1-9720(011)	2010		STATEWIDE	REMOVE/DISPOSE OBSTRUCTIONS ON PUBLIC RW PRIOR TO UTILITY RELOC OR PROJ STARTUP	ROW	\$1,000	N/A	N/A	\$1,000.00	N/A	2010	N/A
J2-0780(010)	2010		STATEWIDE	PAVEMENT PRESERV/RESTORE ASPHALT OVERLAY,	OVERLAY	\$35,000	N/A	N/A	\$35,000.00	N/A	2010	N/A
J2 0781(010)	2010		STATEWIDE	3B (BRIDGE) PREV MAINT INCLUDE PAINT, JOINTS, BEARINGS, DECK REPAIR	BRIDGE	\$5,000	N/A	N/A	\$5,000.00	N/A	2010	N/A
2725604	2010		STATEWIDE	STATEWIDE BRIDGE HYDROLOGY & HYDRAULICS DEMAND SERVICE CONTRACTS	BRIDGE	\$900	N/A	N/A	\$900.00	N/A	2010	N/A
2627104	2010		SEQUOYAH	HSIPIG 0040-6(359)299TR	SAFETY	\$900	N/A	N/A	\$900.00	N/A	2010	N/A
2627004	2010		SEQUOYAH	HSIPIG 0040-6(359)299TR - I-40 CABLE MEDIUM BARRIER, MP 299 TO MP 305	SAFETY	\$858	N/A	N/A	\$858.00	N/A	2010	N/A
2703004	2010		SEQUOYAH	BPMY NBIP (419) 3B	PAINTING	\$3,150	N/A	N/A	\$3,150.00	N/A	2010	N/A
2216406	2010		SEQUOYAH	I-40: OVER McCLELLAN-KERR AR RV NAV SYS (PP)	BRIDGE	\$1,800	N/A	N/A	\$1,800.00	N/A	2010	N/A
2590909	2010		SEQUOYAH	I-40 PORT OF ENTRY FACILITY: 3 MI WEST OF THE ARKANSAS S/L	BRIDGE	\$7,000	N/A	N/A	\$7,000.00	N/A	2010	N/A
2590910	2010		SEQUOYAH	RW: I-40 PORT OF ENTRY FACILITY: 3 MI WEST OF THE ARKANSAS S/L	BRIDGE	\$100	N/A	N/A	\$100.00	N/A	2010	N/A
2590911	2010		SEQUOYAH	ENTRY FACILITY: 3 MI WEST OF THE ARKANSAS S/L	BRIDGE	\$100	N/A	N/A	\$100.00	N/A	2010	N/A
J2-7526(004)	2010		STATEWIDE	27526(04) HIGHWAYS AND BRIDGES **Contingent Upon Availability of Funds	BRIDGE	\$378,000	N/A	N/A	\$378,000.00	N/A	2010	N/A
				OKLAHOMA HIGHWAY TOTAL COSTS 2010		\$518,841	\$	\$	\$518,841.00	N/A	2010	

JOB NO	LET YEAR	RURAL ROUTE	COUNTY	TERMINI	TYPE WORK	FEDERAL FUNDS (X 1,000)	STATE FUNDS (X 1,000)	LOCAL FUNDS (X 1,000)	TOTAL COST (1,000)	(X	CARRYING OUT PROJECT	DATE	TYPE OF FEDERAL FUNDS
<b>FY 2011 ARKANSAS</b>													
40373	2010	71	SEBASTIAN	JENNY LIND I-40 (PHASE II) (F)	NEW LOCATION	\$17,600	\$	\$	\$17,600.00	-	STATE	2011	NHS
						\$6,300	\$	\$	\$6,300.00	-	STATE	2011	EARMARKS
						\$6,000	\$	\$	\$6,000.00	-	STATE	2011	STATE MATCH
XX2011-02	2011	VAR	STATEWIDE	VARIOUS RESURF/RESTORATION/REHAB/RECONST	4-R	\$1,600	\$	\$	\$1,600.00	-	STATE	2011	NHS
						\$1,600	\$	\$	\$1,600.00	-	STATE	2011	STP
						\$10,800	\$	\$	\$10,800.00	-	STATE	2011	IM
						\$	\$2,000	\$	\$2,000.00	-	STATE	2011	STATE MATCH
XX2011-03	2011	VAR	STATEWIDE	VARIOUS BRIDGE REHAB/REPLACEMENT	STR & APPRS	\$1,600	\$400	\$	\$2,000.00	-	STATE	2011	BR-STATE/LOCAL
XX2011-04	2011	VAR	STATEWIDE	BRIDGE PAINTING GUARD RAIL/ SCOUR CONTROL/INSPECTION	MISC	\$1,600	\$400	\$	\$2,000.00	-	STATE	2011	BR-STATE
XX2011-05	2011	VAR	STATEWIDE	VARIOUS SAFETY TYPE IMPROVEMENTS	SAFETY	\$5,900	\$656	\$	\$6,556.00	-	STATE	2011	HSIP-STATE
XX2011-06	2011	VAR	STATEWIDE	RR XING PROTECT DEVICES/SURFACING/HAZARD ELIM	SAFETY	\$3,800	\$422	\$	\$4,222.00	-	STATE	2011	RRP-STATE
XX2011-07	2011	VAR	STATEWIDE	ENHANCEMENT TYPE PROJECTS	ENHANCEMENT	\$8,000	\$2,000	\$	\$10,000.00	-	STATE/LOCAL	2011	ENH - STATE OR LOCAL
XX2011-08	2011	VAR	STATEWIDE	VARIOUS SAFE ROUTES TO SCHOOL PROJECTS	ENHANCEMENT	\$1,400	\$	\$	\$1,400.00	-	STATE	2011	SRTS
XX2011-10	2011	VAR	STATEWIDE	VARIOUS TRAIL PROJECTS	ENHANCEMENT	\$800	\$	\$200	\$1,000.00	-	LOCAL	2011	REC TRAILS, LOCAL
XX2011-11	2011	CR	STATEWIDE	VAR RESURF/RESTORE/REHAB/RECONST/BR REPL/BR REHAB ON COUNTY ROADS	4-R / STRS & APPRS	\$5,967	\$	\$1,492	\$7,459.00	-	STATE	2011	STATE/LOCAL STP<200,000
XX2011-12	2011	CR	STATEWIDE	VARIOUS BRIDGE REHAB/REPLACEMENT ON COUNTY ROADS	STR & APPRS	\$3,700	\$	\$925	\$4,625.00	-	STATE	2011	BR-LOCAL
XX2011-13	2011	VAR	STATEWIDE	RIGHT-OF-WAY/UTILITIES/CENG	VARIOUS	\$22,160	\$	\$	\$22,160.00	-	STATE	2011	NHS
						\$29,920	\$	\$	\$29,920.00	-	STATE	2011	STP
						\$2,700	\$	\$	\$2,700.00	-	STATE	2011	IM
						\$6,000	\$	\$	\$6,000.00	-	STATE	2011	BR
						\$4,770	\$	\$	\$4,770.00	-	STATE	2011	HSIP
						\$2,000	\$	\$	\$2,000.00	-	STATE	2011	ENH

JOB NO	LET YEAR	RURAL ROUTE	COUNTY	TERMINI	TYPE WORK	FEDERAL FUNDS (X 1,000)	STATE FUNDS (X 1,000)	LOCAL FUNDS (X 1,000)	TOTAL COST (X 1,000)	(X	CARRYING OUT PROJECT	DATE	TYPE OF FEDERAL FUNDS
						\$ -	\$15,350	\$ -	\$15,350.00		STATE	2011	STATE MATCH
						\$ -	\$ -	\$500	\$500.00		STATE	2011	STATE OR LOCAL
XX2011-17	2011	VAR	STATEWIDE	VARIOUS SIGNALS AND INTERSECTION IMPROVEMENTS	SAFETY & TRAFFIC ENG.	\$2,000	\$500	\$ -	\$2,500.00		STATE	2011	STATE/LOCAL STP<200,000
					ARKANSAS HIGHWAY TOTAL COSTS 2011	\$146,217	\$21,728	\$3,117	\$171,062.00		N/A	2011	

**FY 2011 OKLAHOMA**

11770(25)	2011		SEQUOYAH & LEFLORE	PL0202 (088) FL - PLAN, SFY 2012 (JULY 1, 2011 - JUNE 30, 2012)	MPO PLANNING	\$21	N/A	\$5.25	\$26.25		N/A	2011	PL
J2-0781(011)	2011		STATEWIDE	3B (BRIDGE) PREV MAINT INCLUDING PAINT, JOINTS, BEARINGS & DECK REPAIR	BRIDGE	\$5,000	N/A	N/A	\$5,000.00		N/A	2011	N/A
J2-1016(011)	2011		STATEWIDE	PRELIMINARY ENGINEERING	ENG	\$15,000	N/A	N/A	\$15,000.00		N/A	2011	N/A
J2-3612(011)	2011		STATEWIDE	COUNTY BRIDGE PROGRAM	BRIDGE	\$20,000	N/A	N/A	\$20,000.00		N/A	2011	N/A
J2-3613(011)	2011		STATEWIDE	COUNTY ROAD PROGRAM	COUNTY	\$6,000	N/A	N/A	\$6,000.00		N/A	2011	N/A
J2-3614(011)	2011		STATEWIDE	SMALL CITY ROAD & BRIDGE PROGRAM	ROAD & BRIDGE	\$3,000	N/A	N/A	\$3,000.00		N/A	2011	N/A
J2-5625(011)	2011		STATEWIDE	SAFE ROUTES TO SCHOOL - DESIGN, DEV, CONSTR OF ENGINEERING PROJECTS AND EDUCATIONAL PROGRAMS	ENHANCEMENT	\$1,663	N/A	N/A	\$1,663.00		N/A	2011	N/A
J1-0749(017)	2011		STATEWIDE	STATEWIDE RAIL CROSSING - PROTECTIVE DEVICES, CRSNG SURF, ADV WARNING SIGNS, STRIPING, CLOSURES	RAIL	\$8,000	N/A	N/A	\$8,000.00		N/A	2011	N/A



JOB NO	LET YEAR	RURAL ROUTE	COUNTY	TERMINI	TYPE WORK	FEDERAL FUNDS (X 1,000)	STATE FUNDS (X 1,000)	LOCAL FUNDS (X 1,000)	TOTAL COST (X 1,000)	(X CARRYING OUT PROJECT	DATE	TYPE OF FEDERAL FUNDS
J1-7050(017)	2011		STATEWIDE	SMALL SCALE BRIDGE IMPROVEMENT - PAINTING, MINOR REPAIRS, SEAL COAT/WATERPROOFING, SILANE TR, ETC.	BRIDGE	\$1,000	N/A	N/A	\$1,000.00	N/A	2011	N/A
J1-7051(017)	2011		STATEWIDE	SAFETY - SIGNING, INT. MOD, LIGHTING, INTRCON SYST, GRDRAIL, DELINEATION, SAFETY	SAFETY	\$12,000	N/A	N/A	\$12,000.00	N/A	2011	N/A
J1-7663(017)	2011		STATEWIDE	ENHANCEMENT, BIKEPED PATHS, SCENIC/HIST HWAY PROG, LANDSCAPE, HISTORIC PRESERV, ETC.	ENHANCEMENT	\$12,000	N/A	N/A	\$12,000.00	N/A	2011	N/A
J1-8262(014)	2011		STATEWIDE	RECREATIONAL TRAILS	TRAILS	\$1,400	N/A	N/A	\$1,400.00	N/A	2011	N/A
J1-9720(012)	2011		STATEWIDE	REMOVE/DISPOSE OBSTRUCTIONS ON PUBLIC ROW PRIOR TO UTILITY RELOC OR PROJ STARTUP	ROW	\$1,000	N/A	N/A	\$1,000.00	N/A	2011	N/A
J2-0780(011)	2011		STATEWIDE	3R/3P SIMPLE PAVEMENT PRESERV/RESTORE ASPHALT OVERLAY, STRIPE, SIGN & GRAIL	PAVEMENT	\$35,000	N/A	N/A	\$35,000.00	N/A	2011	N/A
J1-5608(18)	2011		STATEWIDE	5311/5340 NONURBANIZED AREA FORMULA GRANT PROGRAM FFY 2010		\$130,015	N/A	N/A	\$130,015.00	N/A	2011	N/A
J1-5611(18)	2011		STATEWIDE	15611(18) FTA SECTION 5310 TRANS PROGRAM FOR ELDERLY & PERSONS W/DISABILITIES FFY 2010 APPORTIONMENT		\$2,000	N/A	N/A	\$2,000.00	N/A	2011	N/A
J1-5612(18)	2011		STATEWIDE	15612(18) METRO PLANNING PROGRAM FFY2010 APPORTIONMENT		\$600	N/A	N/A	\$600.00	N/A	2011	N/A
J1-8356(18)	2011		STATEWIDE	18356(18) STATEWIDE PLANNING PROGRAM FFY 2010 APPORTIONMENT		\$165	N/A	N/A	\$165.00	N/A	2011	N/A
J1-8357(018)	2011		STATEWIDE	18357(18) RURAL TRANSIT ASST PROGRAM FFY 2010 APPORTIONMENT		\$200	N/A	N/A	\$200.00	N/A	2011	N/A



JOB NO	LET YEAR	RURAL ROUTE	COUNTY	TERMINI	TYPE WORK	FEDERAL FUNDS (X 1,000)	STATE FUNDS (X 1,000)	LOCAL FUNDS (X 1,000)	TOTAL COST (1,000)	(X	CARRYING OUT PROJECT	DATE	TYPE OF FEDERAL FUNDS
J2-0882(011)	2011		STATEWIDE	20882(11) JOB ACCESS & REVERSE COMMUTE PROGRAM FFY 2010 APPORTIONMENT		\$1,000	N/A	N/A	\$1,000.00		N/A	2011	N/A
J2-1342(008)	2011		STATEWIDE	21342(08) CAPITOL GRANT PROGRAM FFY 2010 APPORTIONMENT		\$	N/A	N/A	\$		N/A	2011	N/A
J2-3382(008)	2011		STATEWIDE	23328(08) NEW FREEDON PROGRAM FFY 2010 APPORTIONMENT		\$600	N/A	N/A	\$600.00		N/A	2011	N/A
	2011		STATEWIDE	FTA SECTION JOBS PROGRAM FFY 2010 APPORTIONMENT		\$18,000	N/A	N/A	\$18,000.00		N/A	2011	N/A
				OKLAHOMA HIGHWAY TOTAL COSTS 2011		\$273,664	\$	\$5,25	\$273,669.25		N/A	2011	

**FY 2012 ARKANSAS**

XX2012-02	2012	VAR	STATEWIDE	VARIOUS RESURF/RESTORATION /REHAB/RECONST	4-R	\$1,600	\$	\$	\$1,600.00		STATE	2012	NHS
						\$1,600	\$	\$	\$1,600.00		STATE	2012	STP
						\$10,800	\$	\$	\$10,800.00		STATE	2012	IM
						\$	\$2,000	\$	\$2,000.00		STATE	2012	STATE MATCH
XX2012-03	2012	VAR	STATEWIDE	VARIOUS BRIDGE REHAB/REPLACEMENT	STR & APPRS	\$1,600	\$400	\$	\$2,000.00		STATE/LOCAL	2012	BR-RRP
				PAINTING/GUARD RAIL/SCOUR CONTROL/INSPECTION	MISC	\$1,600	\$400	\$	\$2,000.00		STATE	2012	BR, STATE MATCH
XX2012-04	2012	VAR	STATEWIDE	VARIOUS SAFETY TYPE IMPROVEMENTS	SAFETY	\$2,700	\$300	\$	\$3,000.00		STATE	2012	HSIP-STATE
XX2012-05	2012	VAR	STATEWIDE	RR XING PROTECT DEVICES/SURFACING/H AZARD ELIM	SAFETY	\$3,950	\$439	\$	\$4,389.00		STATE/RR	2012	RRP-STATE MATCH
XX2012-06	2012	VAR	STATEWIDE	VARIOUS SAFE ROUTES TO SCHOOL PROJECTS	ENHANCEMENT	\$1,500	\$	\$	\$1,500.00		STATE/LOCAL	2012	SRTS
XX2012-07	2012	VAR	STATEWIDE	ENHANCEMENT TYPE PROJECTS	ENHANCEMENT	\$8,000	\$2,000	\$	\$10,000.00		STATE/LOCAL	2012	ENH, STATE/LOCAL
XX2012-10	2012	VAR	STATEWIDE	VARIOUS TRAIL PROJECTS	ENHANCEMENT	\$800	\$	\$200	\$1,000.00		LOCAL	2012	REC TRAILS, LOCAL

JOB NO	LET YEAR	RURAL ROUTE	COUNTY	TERMINI	TYPE WORK	FEDERAL FUNDS (X 1,000)	STATE FUNDS (X 1,000)	LOCAL FUNDS (X 1,000)	TOTAL COST (X 1,000)	(X)	CARRYING OUT PROJECT	DATE	TYPE OF FEDERAL FUNDS
XX2012-11	2012	CR	STATEWIDE	VAR RESURF/RESTORE/REH AB/RECONST/BR REPL/BR REHAB ON COUNTY ROADS	4-R/STRS & APPRS	\$5,967	\$	\$1,492	\$7,459.00	-	STATE	2012	STATE/LOCAL- STP
XX2012-12	2012	CR	STATEWIDE	VARIOUS BRIDGE REHAB/REPLACEMENT ON COUNTY ROADS	STR & APPRS	\$3,700	\$	\$925	\$4,625.00	-	STATE	2012	BR- LOCAL
XX2012-13	2012	VAR	STATEWIDE	RIGHT-OF- WAY/UTILITIES/CENG	VARIOUS	\$22,560	\$	\$	\$22,560.00	-	STATE	2012	NHS
						\$30,560	\$	\$	\$30,560.00	-	STATE	2012	STP
						\$2,700	\$	\$	\$2,700.00	-	STATE	2012	IM
						\$8,000	\$	\$	\$8,000.00	-	STATE	2012	BR
						\$4,860	\$	\$	\$4,860.00	-	STATE	2012	HSIP
						\$2,000	\$	\$	\$2,000.00	-	STATE	2012	ENH
						\$16,120	\$	\$	\$16,120.00	-	STATE	2012	STATE MATCH
						\$	\$	\$500	\$500.00	-	STATE	2012	STATE OR LOCAL
XX2012-17	2012	VAR	STATEWIDE	VARIOUS SIGNALS AND INTERSECTION IMPROVEMENTS	SAFETY & TRAFFIC ENG.	\$2,000	\$500	\$	\$2,500.00	-	STATE	2012	STATE/LOCAL STP<200,000
					ARKANSAS HIGHWAY TOTAL COSTS 2012	\$132,617	\$6,039	\$3,117	\$141,773.00	-	N/A	2012	

**FY 2012 OKLAHOMA**

11770(25)	2012		SEQUOYAH & LEFLORE	PL0202 (088) FL - PLAN, SFY 2012 (JULY 1, 2011 - JUNE 30, 2012)	MPO PLANNING	\$21	N/A	\$5.25	\$26.25		N/A	2012	PL
20910(04)	2012		SEQUOYAH	I-40 FR MILE POST 325.11 TO 330.66) (WESTBOUND ONLY) (WHITETOP) 5.55 MILES	RESURFACE	\$10,602	N/A	N/A	\$10,602.12		N/A	2012	N/A
J1-0749(018)	2012		STATEWIDE	STATEWIDE RAIL CROSSING - PROTECTIVE DEVICES, CROSSING SURF, ADV WARNING SIGNS, STRIPING, CLOSURES	SAFETY	\$8,000	N/A	N/A	\$8,000.00		N/A	2012	N/A

JOB NO	LET YEAR	RURAL ROUTE	COUNTY	TERMINI	TYPE WORK	FEDERAL FUNDS (X 1,000)	STATE FUNDS (X 1,000)	LOCAL FUNDS (X 1,000)	TOTAL COST (1,000)	(X	CARRYING OUT PROJECT	DATE	TYPE OF FEDERAL FUNDS
J1-7050(018)	2012		STATEWIDE	SMALL SCALE BRIDGE IMPROVEMENT - PAINTING, MINOR REPAIRS, SEAL COAT/WATERPROOFIN G, SILANE TR, ETC.	BRIDGE	\$1,000	N/A	N/A	\$1,000.00	N/A	N/A	2012	N/A
J1-7051(018)	2012		STATEWIDE	SMALL SCALE TRAFFIC SAFETY - SIGNING, INT MOD, LIGHTING, INTRCON SYST, GRDRAIL, DELINEATION, ETC.	SAFETY	\$12,000	N/A	N/A	\$12,000.00	N/A	N/A	2012	N/A
J1-7663(018)	2012		STATEWIDE	ENHANCEMENT, BIKE/PEDESTRIANS, SCENIC/HIST HWAY PROG, LANDSCAPE, HISTORIC PRESERV, ETC.	ENHANCEMENT	\$12,000	N/A	N/A	\$12,000.00	N/A	N/A	2012	N/A
J1-8262(015)	2012		STATEWIDE	RECREATIONAL TRAILS	ENHANCEMENT	\$1,400	N/A	N/A	\$1,400.00	N/A	N/A	2012	N/A
J1-9720(013)	2012		STATEWIDE	REMOVE/DISPOSE OBSTRUCTIONS ON PRIOR ROW PRIOR TO UTILITY RELOC OR PROJ STARTUP	ROW	\$1,000	N/A	N/A	\$1,000.00	N/A	N/A	2012	N/A
J2-780(012)	2012		STATEWIDE	3R/3P SIMPLE PAVEMENT PRESERV/RESTORE ASPHALT OVLAY, STRIPE, SIGN & GRAIL	PAVEMENT	\$25,000	N/A	N/A	\$25,000.00	N/A	N/A	2012	N/A
J2-0781(012)	2012		STATEWIDE	3B (BRIDGE) PREV MAINT INCLUDING PAINT, JOINTS, BEARINGS, & DECK REPAIR	BRIDGE	\$5,000	N/A	N/A	\$5,000.00	N/A	N/A	2012	N/A
J2-1016(012)	2012		STATEWIDE	PRELIMINARY ENGINEERING	ENG	\$15,000	N/A	N/A	\$15,000.00	N/A	N/A	2012	N/A
J2-3612(012)	2012		STATEWIDE	COUNTY BRIDGE PROGRAM	BRIDGE	\$20,000	N/A	N/A	\$20,000.00	N/A	N/A	2012	N/A
J2-3613(012)	2012		STATEWIDE	COUNTY ROAD PROGRAM	COUNTY	\$6,000	N/A	N/A	\$6,000.00	N/A	N/A	2012	N/A
J2-3614(012)	2012		STATEWIDE	SMALL CITY ROAD & BRIDGE PROGRAM	BRIDGE	\$3,000	N/A	N/A	\$3,000.00	N/A	N/A	2012	N/A

JOB NO	LET YEAR	RURAL ROUTE	COUNTY	TERMINI	TYPE WORK	FEDERAL FUNDS (X 1,000)	STATE FUNDS (X 1,000)	LOCAL FUNDS (X 1,000)	TOTAL COST (1,000)	(X	CARRYING OUT PROJECT	DATE	TYPE OF FEDERAL FUNDS
J2-5625(012)	2012		STATEWIDE	SAFE ROUTES TO SCHOOL - DESIGN, DEV. CONSTR OF ENGINEERING PROJECTS AND EDUCATIONAL PROGRAMS	ENHANCEMENT	\$1,663	N/A	N/A	\$1,663.00	N/A		2012	N/A
J1-5609(19)	2012		STATEWIDE	15609(19) FTA SECTION 5311/5340 NONURBANIZED AREA FORMULA GRANT PROG FFY 2011 APPORTIONMENT		\$14,000	N/A	N/A	\$14,000.00	N/A		2012	N/A
J1-5611(19)	2012		STATEWIDE	15611(19) FTA SECTION 5310 TRANS PROG FOR ELDERLY & PERSONS W/DISABILITIES		\$2,500	N/A	N/A	\$2,500.00	N/A		2012	N/A
J1-5612(019)	2012		STATEWIDE	15612(19) METROPOLITAN PLANNING PROG FFY 2011 APPORTIONMENT		\$650	N/A	N/A	\$650.00	N/A		2012	N/A
J1-8356(019)	2012		STATEWIDE	18356(19) FTA SECTION 5304 STATEWIDE PLANNING PROG FFY 2011 APPORTIONMENT		\$200	N/A	N/A	\$200.00	N/A		2012	N/A
J1-8357(019)	2012		STATEWIDE	18357(19) FTA SECTION 5311(B)/RURAL TRANSIT ASST PROG FFY 2011 APPORTIONMENT		\$250	N/A	N/A	\$250.00	N/A		2012	N/A
J2-0882(12)	2012		STATEWIDE	20882(12) FTA SECTION 5316 GRANT/JOB ACCESS & REVERSE COMMUTE PROG FFY 2011 APPORTIONMENT		\$1,200	N/A	N/A	\$1,200.00	N/A		2012	N/A
J2-1342(009)	2012		STATEWIDE	21342(09) FTA SECTION 5309 CAPITOL GRANT PROG, FFY 2010 APPORTIONMENT		\$	N/A	N/A	\$0.00	N/A		2012	N/A
J2-3382(009)	2012		STATEWIDE	2332(09) FTA SECTION 5317 NEW FREEDOM PROG, FFY 2010 APPORTIONMENT		\$700	N/A	N/A	\$700.00	N/A		2012	N/A
					OKLAHOMA HIGHWAY TOTAL COSTS 2012	\$141,186	\$	\$5.25	\$141,191.37	N/A		2012	

FY 2013 ARKANSAS

JOB NO	LET YEAR	RURAL ROUTE	COUNTY	TERMINI	TYPE WORK	FEDERAL FUNDS (X 1,000)	STATE FUNDS (X 1,000)	LOCAL FUNDS (X 1,000)	TOTAL COST (1,000)	CARRYING OUT PROJECT	DATE	TYPE OF FEDERAL FUNDS
XX2013-02	2013	VAR	STATEWIDE	VARIOUS RESURF/RESTORATION /REHAB/RECONST	4-R	\$1,600	\$	\$	\$1,600.00	STATE	2013	NHS
						\$1,600	\$	\$	\$1,600.00	STATE	2013	STP
						\$10,800	\$	\$	\$10,800.00	STATE	2013	IM
						\$40	\$	\$	\$40.00	STATE	2013	STP<200,000
						\$	\$2,000	\$	\$2,000.00	STATE	2012	STATE MATCH
						\$	\$	\$10	\$10.00	STATE	2013	LOCAL
XX2013-03	2013	VAR	STATEWIDE	VARIOUS BRIDGE REHAB/REPLACEMENT	STR & APPRS	\$1,600	\$400	\$	\$2,000.00	STATE/LOCAL	2013	BR, STATE MATCH
				BRIDGE PAINTING/GUARD RAIL/SCOUR CONTROL/INSPECTION	MISCELLANEOUS	\$1,600	\$400	\$	\$2,000.00	STATE	2013	BR-STATE
XX2013-05	2013	VAR	STATEWIDE	VARIOUS SAFETY TYPE IMPROVEMENTS	SAFETY	\$8,388	\$	\$	\$8,388.00	STATE	2013	HSP
						\$9,800	\$	\$	\$9,800.00	STATE	2013	402 SAFETY
						\$	\$932	\$	\$932.00	STATE	2013	STATE MATCH
XX2013-06	2013	VAR	STATEWIDE	PROTECT DEVICES/SURFACING/H AZARD ELIM	SAFETY	\$4,110	\$457	\$	\$4,567.00	STATE/RR	2013	RRP-STATE
XX2013-08	2013	VAR	STATEWIDE	VARIOUS SAFE ROUTES TO SCHOOL PROJECTS	ENHANCEMENT	\$1,500	\$	\$	\$1,500.00	STATE	2013	SRTS
XX2013-10	2013	VAR	STATEWIDE	VARIOUS TRAIL PROJECTS	ENHANCEMENT	\$800	\$	\$200	\$1,000.00	LOCAL	2013	REC TRAILS, LOCAL
XX2013-07	2013	VAR	STATEWIDE	ENHANCEMENT TYPE PROJECTS	ENHANCEMENT	\$8,000	\$2,000	\$	\$10,000.00	STATE/LOCAL	2013	ENH-STATE OR LOCAL
XX2013-11	2013	CR	STATEWIDE	RESURF/RESTORE/REH AB/RECONST/BR REPL/ BR REHAB ON CNTY ROADS	4-R/STRS & APPRS	\$5,967	\$	\$1,492	\$7,459.00	STATE	2013	STP/LOCAL
XX2013-12	2013	CR	STATEWIDE	VARIOUS BRIDGE REHAB/REPLACEMENT ON COUNTY ROADS	STR & APPRS	\$3,700	\$	\$925	\$4,625.00	STATE	2013	BR/LOCAL
XX2013-13	2013	VAR	STATEWIDE	RIGHT-OF-WAY/UTILITIES/CENG	VARIOUS	\$23,040	\$	\$	\$23,040.00	STATE	2013	NHS
						\$31,200	\$	\$	\$31,200.00	STATE	2013	STP
						\$2,700	\$	\$	\$2,700.00	STATE	2013	IM
						\$12,000	\$	\$	\$12,000.00	STATE	2013	BR
						\$5,040	\$	\$	\$5,040.00	STATE	2013	HSP
						\$2,000	\$	\$	\$2,000.00	STATE	2013	ENH
						\$	\$17,420	\$	\$17,420.00	STATE	2013	STATE MATCH

JOB NO	LET YEAR	RURAL ROUTE	COUNTY	TERMINI	TYPE WORK	FEDERAL FUNDS (X 1,000)	STATE FUNDS (X 1,000)	LOCAL FUNDS (X 1,000)	TOTAL COST (1,000)	(X	CARRYING OUT PROJECT	DATE	TYPE OF FEDERAL FUNDS
						\$ -	\$ -	\$500	\$500.00		STATE	2013	STATE OR LOCAL
XX2013-17	2013		STATEWIDE	VARIOUS SIGNALS AND INTERSECTION IMPROVEMENTS	SAFETY & TRAFFIC ENG.	\$2,000	\$500	\$ -	\$2,500.00		STATE	2013	STP<200,000 STATE/LOCAL
					ARKANSAS HIGHWAY TOTAL COSTS 2013	\$137,485	\$24,109	\$3,127	\$164,721.00		N/A	2013	

**FY 2013 OKLAHOMA**

11770(25)	2013		SEQUOYAH & LEFLORE	PL0202 (088) FL - PLAN, SFY 2012 (JULY 1, 2011 - JUNE 30, 2012)	MPO PLANNING	\$21	N/A	\$5.25	\$26.25		N/A	2013	PL
J1-0749(019)	2013		STATEWIDE	17049(19) STATEWIDE RAIL CROSSING/PROTECTIVE DEVICES, CRSSING SURF, ADV WARNING SIGNS, STRIPING, CLOSURES	SAFETY	\$8,000	N/A	N/A	\$8,000.00		N/A	2013	
J1-7050(019)	2013		STATEWIDE	17050(19) SMALL SCALE BRUDGE IMPROVEMENT - PAINTING, MINOR REPAIRS, SEAL COAT/WATER/RFORMG. SOMAME TR. ETC	BRIDGE	\$1,000	N/A	N/A	\$1,000.00		N/A	2013	
J1-7051(19)	2013		STATEWIDE	17051(19) SMALL SCALE TRAFFIC SAFETY - SIGNING, INT MOD, LIGHTING, INTRCON SYST., GRDRAIL, DELINEATION, ETC	SAFETY	\$12,000	N/A	N/A	\$12,000.00		N/A	2013	
J1-7663(019)	2013		STATEWIDE	17663(19) ENHANCEMENT, BIKE/PEP PTHS, SCENIC/HIST HWY PROG, LANDSCAPE, HISTORIC PRESERV, ETC	ENHANCEMENT	\$12,000	N/A	N/A	\$12,000.00		N/A	2013	
J1-8262(016)	2013		STATEWIDE	16262(16) RECREATIONAL TRAILS	ENHANCEMENT	\$1,400	N/A	N/A	\$1,400.00		N/A	2013	



JOB NO	LET YEAR	RURAL ROUTE	COUNTY	TERMINI	TYPE WORK	FEDERAL FUNDS (X 1,000)	STATE FUNDS (X 1,000)	LOCAL FUNDS (X 1,000)	TOTAL COST (X 1,000)	(X	CARRYING OUT PROJECT	DATE	TYPE OF FEDERAL FUNDS
J1-9720(014)	2013		STATEWIDE	19720(14) R/W CLEARANCE - REMOVE/DISPOSE OBSTRUCTION ON PUBLIC R/W PRIOR TO UTILITY RELOC OR PROJ STARTUP	SAFETY	\$1,000	N/A	N/A	\$1,000.00	N/A	N/A	2013	
J2-0780(013)	2013		STATEWIDE	20780(13) 3R/3P SIMPLE PAVEMENT PRESERV/RESTORE ASPHALT OVLAY, STRIPE, SIGN & GRAIL	ROAD	\$25,000	N/A	N/A	\$25,000.00	N/A	N/A	2013	
J2-0781(013)	2013		STATEWIDE	20781(13) 3B PREV MAINT INCLUDING PAINT, JOINTS, BRARINGS & DECK REPAIR	BRIDGE	\$5,000	N/A	N/A	\$5,000.00	N/A	N/A	2013	
J2-1016(013)	2013		STATEWIDE	21016(13) PRELIMINARY ENGINEERING	ENGINEERING	\$15,000	N/A	N/A	\$15,000.00	N/A	N/A	2013	
J2-3612 (013)	2013		STATEWIDE	23612(13) COUNTY BRIDGE PROGRAM	BRIDGE	\$20,000	N/A	N/A	\$20,000.00	N/A	N/A	2013	
J2-3613(13)	2013		STATEWIDE	23613(13) COUNTY ROAD PROGRAM	ROAD	\$6,000	N/A	N/A	\$6,000.00	N/A	N/A	2013	
J2-3614(013)	2013		STATEWIDE	23614(13) SMALL CITY ROAD & BRIDGE PROGRAM	BRIDGE	\$3,000	N/A	N/A	\$3,000.00	N/A	N/A	2013	
J2-5625(013)	2013		STATEWIDE	25625(13) ROUTES TO SCHOOL - DESIGN DEV, CONSTR OF ENGINEERING PROJECTS AND EDUCATIONAL PROGRAMS	SAFETY	\$1,663	N/A	N/A	\$1,663.00	N/A	N/A	2013	
J1-5609(20)	2013		STATEWIDE	15609(20) FTA SECTION 5311/5340 NON-URBANIZED AREA FORMULA GRANT PROG FFY 2010 APPORTIONMENT	MPO PLANNING	\$15,500	N/A	N/A	\$15,500.00	N/A	N/A	2013	
J1-5611(020)	2013		STATEWIDE	15611(20) FTA SECTION 5310 TRANS PROG FOR ELDERLY & PERSONS W/DISABILITIES, FFY 2012 APPORTIONMENT	SAFETY	\$3,000	N/A	N/A	\$3,000.00	N/A	N/A	2013	
J1-5612(020)	2013		STATEWIDE	15612(20) FTA SECTION 5305, METROPOLITAN PLANNING PROG, FFY 2012 APPORTIONMENT	TRANSIT	\$700	N/A	N/A	\$700.00	N/A	N/A	2013	

JOB NO	LET YEAR	RURAL ROUTE	COUNTY	TERMINI	TYPE WORK	FEDERAL FUNDS (X 1,000)	STATE FUNDS (X 1,000)	LOCAL FUNDS (X 1,000)	TOTAL COST (X 1,000)	(X	CARRYING OUT PROJECT	DATE	TYPE OF FEDERAL FUNDS
J1-8356(020)	2013		STATEWIDE	18356(20) FTA SECTION 5304, STATEWIDE PLANNING PROG, FFY 2012	TRANSIT	\$250	N/A	N/A	\$250.00	N/A	N/A	2013	
J1-8357(020)	2013		STATEWIDE	18357(20) FTA SECTION 5311 (B)/RURAL TRANSIT ASST PROG, FFY 2012	TRANSIT	\$300	N/A	N/A	\$300.00	N/A	N/A	2013	
J2-0882(013)	2013		STATEWIDE	20882(13) FTA SECTION 5316 GRANT JOB ACCESS & REVERSE COMMUTE PROG, FFY 2012	TRANSIT	\$1,400	N/A	N/A	\$1,400.00	N/A	N/A	2013	
J2-1342(010)	2013		STATEWIDE	21342(10) FTA SECTION 5309 CAPITAL GRANT PROG, FFY 2010	TRANSIT	\$	N/A	N/A	\$0.00	N/A	N/A	2013	
J2-3382(010)	2013		STATEWIDE	23328(10) FTA SECTION 5317 NEW FREEDOM PROG, FFY 2012	TRANSIT	\$800	N/A	N/A	\$800.00	N/A	N/A	2013	
					OKLAHOMA HIGHWAY TOTAL COSTS 2013	\$133,034	\$	\$5.25	\$133,039.25	-	N/A	2013	

**FY 2014 OKLAHOMA**

J1-5609(21)	2014		STATEWIDE	15609(21) FTA SECTION 5311/5340 NON-URBANIZED AREA FORMULA GRANT PROGRAM FFY 2013	ROAD	\$16,000	N/A	N/A	\$16,000.00	N/A	N/A	2014	
J1-5611(021)	2014		STATEWIDE	15611(21) FTA SECTION 5310 TRANS PROGRAM FOR ELDERLY & PERSONS WITH DISABILITIES, FFY 2013	SAFETY	\$3,500	N/A	N/A	\$3,500.00	N/A	N/A	2014	
J1-15612(021)	2014		STATEWIDE	15612(21) FTA SECTION 5303 METROPOLITAN PLANNING PROGRAM FFY 2013	MPO PLANNING	\$800	N/A	N/A	\$800.00	N/A	N/A	2014	
J1-18356(21)	2014		STATEWIDE	18356(21) FTA SECTION 5304 STATEWIDE PLANNING PROGRAM FFY 2013	MPO PLANNING	\$300	N/A	N/A	\$300.00	N/A	N/A	2014	



JOB NO	LET YEAR	RURAL ROUTE	COUNTY	TERMINI	TYPE WORK	FEDERAL FUNDS (X 1,000)	STATE FUNDS (X 1,000)	LOCAL FUNDS (X 1,000)	TOTAL COST (1,000)	(X	CARRYING OUT PROJECT	DATE	TYPE OF FEDERAL FUNDS
J1-18357(21)	2014		STATEWIDE	18357(21) FTA SECTION 5311 (B) RURAL TRANSIT ASSISTANCE PROGRAM FFY 2013	TRANSIT	\$350	N/A	N/A	\$350.00	N/A	N/A	2014	
J2-0882(014)	2014		STATEWIDE	20882(14) FTA SECTION 5316 GRANT: JOB ACCESS & REVERSE COMMUTE PROGRAM FFY 2013	ROAD	\$1,600	N/A	N/A	\$1,600.00	N/A	N/A	2014	
J2-1342(011)	2014		STATEWIDE	21342(11) FTA SECTION 5309 CAPITAL GRANT PROGRAM FFY 2010		\$0	N/A	N/A	\$0.00	N/A	N/A	2014	
J2-3382(011)	2014		STATEWIDE	23328(11) FTA SECTION 5317 NEW FREEDOM PROGRAM FFY 2013	MPO PLANNING	\$900	N/A	N/A	\$900.00	N/A	N/A	2014	
J2-3612(014)	2014		STATEWIDE	23612(14) COUNTY BRIDGE PROGRAM	BRIDGE	\$20,000	N/A	N/A	\$20,000.00	N/A	N/A	2014	
J2-3614(014)	2014		STATEWIDE	23614(14) COUNTY ROAD PROGRAM	ROAD	\$6,000	N/A	N/A	\$6,000.00	N/A	N/A	2014	
J2-3614(014)	2014		STATEWIDE	23614(14) SMALL CITY ROAD & BRIDGE PROGRAM	ROAD/BRIDGE	\$3,000	N/A	N/A	\$3,000.00	N/A	N/A	2014	
J2-5625(14)	2014		STATEWIDE	25625(14) SAFE ROUTES TO SCHOOL- DESIGN, DEV, CONSTR OF ENG PROJECTS AND EDUCATIONAL PROGRAMS	SAFETY	\$1,663	N/A	N/A	\$1,663.00	N/A	N/A	2014	
J2-0781(014)	2014		STATEWIDE	20781(14) 3B (BRIDGE) PREV MAINT INCLUDING PAINT, JOINTS, BEARINGS & DECK REPAIR	BRIDGE	\$5,000	N/A	N/A	\$5,000.00	N/A	N/A	2014	
J1-0749(020)	2014		STATEWIDE	10749(20) STATEWIDE RAIL CROSSING- PROTECTIVE DEVICES, CRSSING SURF ADV WARNING SIGNS GRDRAIL, STRIPING, CLOSURES	SAFETY	\$8,000	N/A	N/A	\$8,000.00	N/A	N/A	2014	
J1-7050(020)	2014		STATEWIDE	107050(20) SMALL SCALE BRIDGE IMPROVEMENT-PAINTIN, MINOR REPRS, SEAL COAT/WATERPROOFIN G. SILANE TR, ETC	BRIDGE	\$1,000	N/A	N/A	\$1,000.00	N/A	N/A	2014	

JOB NO	LET YEAR	RURAL ROUTE	COUNTY	TERMINI	TYPE WORK	FEDERAL FUNDS (X 1,000)	STATE FUNDS (X 1,000)	LOCAL FUNDS (X 1,000)	TOTAL COST (X 1,000)	(X	CARRYING OUT PROJECT	DATE	TYPE OF FEDERAL FUNDS
J1-7051(020)	2014		STATEWIDE	17051(20) SMALL SCALE TRAFFIC SAFETY- SIGNING, INTMOD, LIGHTING, INTERCON SYST, GRDRAIL, DELINEATION, ETC	SAFETY	\$12,000	N/A	N/A	\$12,000.00	N/A	N/A	2014	
J1-7663(020)	2014		STATEWIDE	17663(20) ENHANCEMENT, BIKE/PEDESTRIAN PATHS, SCENIC/HIST HWY PROGRAM, LANDSCAPE, HISTORIC PRESERV, ETC	ENHANCEMENT	\$12,000	N/A	N/A	\$12,000.00	N/A	N/A	2014	
J1-8262(017)	2014		STATEWIDE	18262(17) RECREATIONAL TRAILS	ENHANCEMENT	\$1,400	N/A	N/A	\$1,400.00	N/A	N/A	2014	
J1-9720(015)	2014		STATEWIDE	19720(15) CLEARANCE- REMOVE/DISPOSE OBSTRUCTIONS ON PUBLIC ROW PRIOR TO UTILITY RELOC OR PROJECT STARTUP	SAFETY	\$1,000	N/A	N/A	\$1,000.00	N/A	N/A	2014	
J2-0780(014)	2014		STATEWIDE	20780(14) PAVEMENT PRESERV/RESTORE ASPHALT OVERLAY, STRIPE, SIGN & GRAIL	SAFETY	\$25,000	N/A	N/A	\$25,000.00	N/A	N/A	2014	
				OKLAHOMA TOTAL COSTS 2014		\$119,513	\$	\$	\$119,513.00	N/A	N/A	2010	

**FY 2010 ARKANSAS TRANSIT**

JOB NO	LET YEAR	COUNTY	TERMINI	TYPE WORK	FEDERAL FUNDS (X 1,000)	STATE FUNDS (X 1,000)	LOCAL FUNDS (X 1,000)	TOTAL COST (X 1,000)	(X	CARRYING OUT PROJECT	DATE	TYPE OF FEDERAL FUNDS
216FTA	2010	STATEWIDE	JOB ACCESS REVERSE COMMUTE URBANIZED AREAS <200,000	TRANSIT	\$593	\$	\$593	\$1,186.00		VAR AGENCIES	2009	LOCAL, FTA-5316
217FTA	2010	STATEWIDE	NEW FREEDOM URBANIZED <200,000	TRANSIT	\$303	\$	\$303	\$606.00		VAR AGENCIES	2009	LOCAL, FTA-5317
309FTA	2010	STATEWIDE	BUS AND BUS FACILITIES	TRANSIT	\$950	\$	\$238	\$1,188.00		VAR AGENCIES	2009	LOCAL, FTA-5309
310FTA	2010	STATEWIDE	ELDERLY AND DISABLED PERSONS	TRANSIT	\$1,414	\$	\$354	\$1,768.00		VAR AGENCIES	2009	LOCAL, FTA-5310
311FTA	2010	STATEWIDE	NON-URBANIZED	TRANSIT	\$10,206	\$	\$2,552	\$12,758.00		LOCAL	2009	LOCAL, FTA-5311
316FTA	2010	STATEWIDE	JOB ACCESS REVERSE COMMUTE NON-URBANIZED AREAS	TRANSIT	\$867	\$	\$867	\$1,734.00		VAR AGENCIES	2009	LOCAL, FTA-5316
317FTA	2010	STATEWIDE	NEW FREEDOM NON URBANIZED AREAS	TRANSIT	\$428	\$	\$428	\$856.00		VAR AGENCIES	2009	LOCAL, FTA-5317
FST001	2010	SEBASTIAN	OPERATING ASSISTANCE	TRANSIT	\$852	\$	\$852	\$1,704.00		LOCAL	2009	LOCAL, FTA-5307

JOB NO	LET YEAR	RURAL ROUTE	COUNTY	TERMINI	TYPE WORK	FEDERAL FUNDS (X 1,000)	STATE FUNDS (X 1,000)	LOCAL FUNDS (X 1,000)	TOTAL COST (X 1,000)	CARRYING OUT PROJECT	DATE	TYPE OF FEDERAL FUNDS
FST002	2010		SEBASTIAN	MAINT/PARA/TRANSIT SERVICE	TRANSIT	\$411	\$	\$103	\$514.00	LOCAL	2009	LOCAL, FTA-5307
FST003	2010		SEBASTIAN	ROLLING STOCK	TRANSIT	\$149	\$	\$37	\$186.00	LOCAL	2009	LOCAL, FTA-5307
				TRANSIT TOTAL COSTS 2010		\$16,173	\$	\$6,327	\$22,500.00	N/A	2009	TOTAL

**FY 2011 ARKANSAS TRANSIT**

216FTA	2011		STATEWIDE	JOB ACCESS REVERSE COMMUTE URBANIZED AREAS <200,000	TRANSIT	\$593	\$	\$593	\$1,186.00	VAR AGENCIES	2010	LOCAL, FTA-5316
217FTA	2011		STATEWIDE	NEW FREEDOM URBANIZED AREAS <200,000	TRANSIT	\$303	\$	\$303	\$606.00	VAR AGENCIES	2010	LOCAL, FTA-5317
309FTA	2011		STATEWIDE	BUS AND BUS FACILITIES	TRANSIT	\$3,000	\$	\$750	\$3,750.00	LOCAL	2010	LOCAL, FTA-5309
310FTA	2011		STATEWIDE	ELDERLY AND DISABLED PERSONS	TRANSIT	\$1,414	\$	\$354	\$1,768.00	VAR AGENCIES	2010	LOCAL, FTA-5310
311FTA	2011		STATEWIDE	NON-URBANIZED	TRANSIT	\$10,206	\$	\$2,552	\$12,758.00	LOCAL	2010	LOCAL, FTA-5311
316FTA	2011		STATEWIDE	JOB ACCESS REVERSE COMMUTE NON-URBANIZED AREAS	TRANSIT	\$667	\$	\$667	\$1,734.00	VAR AGENCIES	2010	LOCAL, FTA-5316
317FTA	2011		STATEWIDE	NEW FREEDOM NON-URBANIZED AREAS	TRANSIT	\$428	\$	\$428	\$856.00	VAR AGENCIES	2010	LOCAL, FTA-5317
FST001	2011		SEBASTIAN	OPERATING ASSISTANCE	TRANSIT	\$852	\$	\$852	\$1,704.00	LOCAL	2010	LOCAL, FTA-5307
FST002	2011		SEBASTIAN	PREVENTATIVE MAINTENANCE/PARATR	TRANSIT	\$411	\$	\$103	\$514.00	LOCAL	2010	LOCAL, FTA-5307
FST003	2011		SEBASTIAN	ROLLING STOCK	TRANSIT	\$149	\$0	\$37	\$186.00	LOCAL	2010	LOCAL, FTA-5307
				TRANSIT TOTAL COSTS 2011		\$18,223	\$	\$6,839	\$25,062.00	N/A	2010	

**FY 2012 ARKANSAS TRANSIT**

216FTA	2012		STATEWIDE	JOB ACCESS REVERSE COMMUTE URBANIZED AREAS <200,000	TRANSIT	\$614	\$	\$614	\$1,228.00	VAR AGENCIES	2011	LOCAL, FTA-5316
217FTA	2012		STATEWIDE	NEW FREEDOM URBANIZED AREAS <200,000	TRANSIT	\$314	\$	\$314	\$628.00	VAR AGENCIES	2011	LOCAL, FTA-5317
309FTA	2012		STATEWIDE	BUS AND BUS FACILITIES	TRANSIT	\$3,000	\$	\$750	\$3,750.00	LOCAL	2011	LOCAL, FTA-5309
310FTA	2012		STATEWIDE	ELDERLY AND DISABLED PERSONS	TRANSIT	\$1,463	\$	\$366	\$1,829.00	VAR AGENCIES	2011	LOCAL, FTA-5310
311FTA	2012		STATEWIDE	NON-URBANIZED	TRANSIT	\$10,564	\$	\$2,641	\$13,205.00	LOCAL	2011	LOCAL, FTA-5311

JOB NO	LET YEAR	RURAL ROUTE	COUNTY	TERMINI	TYPE WORK	FEDERAL FUNDS (X 1,000)	STATE FUNDS (X 1,000)	LOCAL FUNDS (X 1,000)	TOTAL COST (1,000)	(X	CARRYING OUT PROJECT	DATE	TYPE OF FEDERAL FUNDS
				JOB ACCESS REVERSE COMMUTE NON-URBANIZED AREAS	TRANSIT	\$697	\$ -	\$697	\$1,794.00		VAR AGENCIES	2011	LOCAL, FTA-5316
317FTA	2012		STATEWIDE	NEW FREEDOM NON URBANIZED AREAS	TRANSIT	\$443	\$ -	\$443	\$886.00		VAR AGENCIES	2011	LOCAL, FTA-5317
FST001	2012		SEBASTIAN	OPERATING ASSISTANCE	TRANSIT	\$881	\$ -	\$881	\$1,762.00		LOCAL	2011	LOCAL, FTA-5307
FST002	2012		SEBASTIAN	PREVENTATIVE MAINTENANCE/PARATR	TRANSIT	\$426	\$ -	\$107	\$533.00		LOCAL	2011	LOCAL, FTA-5307
FST003	2012		SEBASTIAN	ROLLING STOCK	TRANSIT	\$160	\$ -	\$40	\$200.00		LOCAL	2011	LOCAL, FTA-5307
				ARKANSAS TRANSIT TOTAL COSTS 2012		\$18,762	\$ -	\$7,053	\$25,815.00		N/A	2011	

**FY 2013 ARKANSAS TRANSIT**

216FTA	2013		STATEWIDE	JOB ACCESS REVERSE COMMUTE URBANIZED AREAS <200,000	TRANSIT	\$636	\$ -	\$636	\$1,272.00		VAR AGENCIES	2012	LOCAL, FTA-5316
217FTA	2013		STATEWIDE	NEW FREEDOM URBANIZED AREAS <200,000	TRANSIT	\$325	\$ -	\$325	\$650.00		VAR AGENCIES	2012	LOCAL, FTA-5317
309FTA	2013		STATEWIDE	BUS AND BUS FACILITIES	TRANSIT	\$3,000	\$ -	\$750	\$3,750.00		LOCAL	2012	LOCAL, FTA-5309
310FTA	2013		STATEWIDE	ELDERLY AND DISABLED PERSONS	TRANSIT	\$1,514	\$ -	\$379	\$1,893.00		VAR AGENCIES	2012	LOCAL, FTA-5310
311FTA	2013		STATEWIDE	NON-URBANIZED	TRANSIT	\$10,933	\$ -	\$2,733	\$13,666.00		LOCAL	2012	LOCAL, FTA-5311
316FTA	2013		STATEWIDE	JOB ACCESS REVERSE COMMUTE NON-URBANIZED AREAS	TRANSIT	\$928	\$ -	\$928	\$1,856.00		VAR AGENCIES	2012	LOCAL, FTA-5316
317FTA	2013		STATEWIDE	NEW FREEDOM NON URBANIZED AREAS	TRANSIT	\$459	\$ -	\$459	\$918.00		VAR AGENCIES	2012	LOCAL, FTA-5317
FST001	2013		SEBASTIAN	OPERATING ASSISTANCE	TRANSIT	\$912	\$ -	\$912	\$1,824.00		LOCAL	2012	LOCAL, FTA-5307
FST002	2013		SEBASTIAN	PREVENTATIVE MAINTENANCE/PARATR ANSIT SERVICE	TRANSIT	\$441	\$ -	\$110	\$551.00		LOCAL	2012	LOCAL, FTA-5307
FST003	2013		SEBASTIAN	ROLLING STOCK	TRANSIT	\$165	\$ -	\$41	\$206.00		LOCAL	2012	LOCAL, FTA-5307
				ARKANSAS TRANSIT TOTAL COSTS 2013		\$19,313	\$ -	\$7,273	\$26,586.00		N/A	2012	

**Section IV** **FY 2010 - 2013 Bi-State TIP Funding Summary - Arkansas and Oklahoma (CONSTRAINED)**

(Multiply by 1000)

		Federal	State	Local	Total
FY 2010 TOTAL COSTS	ARKANSAS HIGHWAY	\$127,277.00	\$22,132.00	\$9,693.00	\$159,102
	OKLAHOMA HIGHWAY	\$518,841.00	\$0.00	\$0.00	\$518,841
	ARKANSAS TRANSIT	\$16,173.00	\$0.00	\$6,327.00	\$22,500
	<b>FY2010 TOTAL</b>	<b>\$ 662,291.00</b>	<b>\$ 22,132.00</b>	<b>\$ 16,020.00</b>	<b>\$ 700,443.00</b>
FY 2011 TOTAL COSTS	ARKANSAS HIGHWAY	\$146,217.00	\$21,728.00	\$3,117.00	\$171,062
	OKLAHOMA HIGHWAY	\$273,664.00	\$0.00	\$5.25	\$273,669
	ARKANSAS TRANSIT	\$18,223.00	\$0.00	\$6,839.00	\$25,062
	<b>FY2011 TOTAL</b>	<b>\$ 438,104.00</b>	<b>\$ 21,728.00</b>	<b>\$ 9,961.25</b>	<b>\$ 469,793.25</b>
FY 2012 TOTAL COSTS	ARKANSAS HIGHWAY	\$132,617.00	\$6,039.00	\$3,117.00	\$141,773
	OKLAHOMA HIGHWAY	\$141,186.12	\$0.00	\$5.25	\$141,191
	ARKANSAS TRANSIT	\$18,762.00	\$0.00	\$7,053.00	\$25,815
	<b>FY2012 TOTAL</b>	<b>\$ 292,565.12</b>	<b>\$ 6,039.00</b>	<b>\$ 10,175.25</b>	<b>\$ 308,779.37</b>
FY 2013 TOTAL COSTS	ARKANSAS HIGHWAY	\$137,485.00	\$24,109.00	\$3,127.00	\$164,721
	OKLAHOMA HIGHWAY	\$133,034.00	\$0.00	\$5.25	\$133,039
	ARKANSAS TRANSIT	\$19,313.00	\$0.00	\$7,273.00	\$26,586.00
	<b>FY2013 TOTAL</b>	<b>\$ 289,832.00</b>	<b>\$ 24,109.00</b>	<b>\$ 10,405.25</b>	<b>\$ 324,346.25</b>
FY 2014 TOTAL COSTS	ARKANSAS HIGHWAY	N/A	N/A	N/A	N/A
	OKLAHOMA HIGHWAY	\$119,513	\$ -	\$ -	\$119,513.00
	ARKANSAS TRANSIT	N/A	N/A	N/A	N/A
	<b>FY2014 TOTAL</b>	<b>\$ 119,513.00</b>	<b>\$ 0</b>	<b>\$ 0</b>	<b>\$ 119,513.00</b>
	<b>TOTAL COSTS</b>	<b>\$ 1,802,305.12</b>	<b>\$ 74,008.00</b>	<b>\$ 46,561.75</b>	<b>\$ 1,922,874.87</b>

The totals shown in this table include total costs for projects that have been identified as statewide in the county columns from Section III of this document. Therefore, the total costs for projects that are identified in the above table include total costs for some projects that are programmed within the entire state of Arkansas and many in Oklahoma and not only within the Bi-State MPO planning area.



**Section V FY 2010 - 2013 Bi-State TIP Illustrative Element (UNCONSTRAINED)**

Job No.	County & Route	Job Name	Length (MI.)	Type of Funds	Local Match	Federal Aide	State Match	Total Costs
NA	Crawf./Sebas. 49	I-49 New Location (I-40 - So. 71)	13.5	NHS	-	128,000,000	32,000,000	160,000,000
NA	Sebastian 253	Strozler Lane, SH 22 - Massard Road	7	STP	1,200,000	4,800,000	NA	6,000,000
NA	Crawford Van Buren	Van Buren Intermodal Facility , Const.	NA	HPP	3,500,000	28,000,000	3,500,000	35,000,000
NA	Sebastian 255	SH 255 (Ft. Chaffee, new location)	2	STP	-	1,440,000	360,000	1,800,000
NA	Sebastian SH 10	SH 10 Bypass Greenwood (SH 10 - SH 96)	3	STP	500,000	4,000,000	500,000	5,000,000
NA	LeFlore/Sequoyah	I-540 Extension, Location/Environ. Study	11	HPP	-	350,000	87,500	437,500
NA	LeFlore/Sequoyah	I-540 Extension, Construction	11	HPP	-	104,000,000	26,000,000	130,000,000
NA	Sebastian, Greenwood SH 10	SH 10, new location Coker - SH 10E	1.8	STP	260,000	2,080,000	260,000	2,600,000
NA	Sebastian Fort Chaffee	Rail Extension from KCS Line into Fort Chaffee	25	HPP/Earmark	-	35,000,000	-	35,000,000
NA	Sebastian Fort Smith	Clayton Blvd Ext. to I-540	12	HPP/Earmark	-	12,80,000	-	-
NA	Crawford Van Buren I-40	New interchange, I-40/N. 16 <sup>th</sup> Street	NA	NHS	-	2,800,000	700,000	3,500,000
NA	Crawford Van Buren SH 59	Safety Improvements' to SH 59, Mt Vista Blvd -Main St.	0	Safety	-	1,50,000	375,000	375,000
NA	Crawford Sebastian I-49	New Construction I-49, From I-40 to SH 22, including new Arkansas River Bridge	12	NHS	-	248,000,000	62,000,000	310,000,000
NA	Sebastian Fort Smith	Extension of Trolley, From River Front Pavilion to Belle Grove Historic District	1.3	Earmark	360,000	1,440,000	-	360,000
NA	Sebastian, Fort Smith	Trolley Extension Along Rogers Ave. east Design/Engineering;	0.7	Earmark	-	238,000	-	238,000
NA	Sebastian Fort Smith	Transportation Management Center	NA	STP/CMAQ	60,000	240,000	-	300,000
NA	Crawford Van Buren	Traffic Management Center	NA	STP/CMAQ	20,000	80,000	-	100,000
NA	MPO/ Area-wide	Regional Freight Data Analysis including a commodity flow study for the Bi-State Area as well as Northwest Arkansas	NA	Earmark	-	192,000	-	192,000
NA	Crawf./Sebas. 49	I-49 New Location (I-40 - So. 71)	13.5	NHS	-	128,000,000	32,000,000	160,000,000
NA	Sebastian 253	Strozler Lane, SH 22 - Massard Road	7	STP	1,200,000	4,800,000	NA	6,000,000
NA	Crawford Van Buren	Van Buren Intermodal Facility , Const.	NA	HPP	3,500,000	28,000,000	3,500,000	35,000,000

Job No.	County & Route	Job Name	Length (MI.)	Type of Funds	Local Match	Federal Aide	State Match	Total Costs
NA	Sebastian 255	SH 255 (Ft. Chaffee, new location)	2	STP	-	1,440,000	360,000	1,800,000
NA	Sebastian SH 10	SH 10 Bypass Greenwood (SH 10 - SH 96)	3	STP	500,000	4,000,000	500,000	5,000,000
NA	LeFlore/Sequoyah	I-540 Extension, Location/Environ. Study	11	HPP	-	350,000	87,500	437,500
NA	LeFlore/Sequoyah	I-540 Extension, Construction	11	HPP	-	104,000,000	26,000,000	130,000,000
NA	Sebastian, Greenwood SH 10	SH 10, new location Coker - SH 10E	1.8	STP	260,000	2,080,000	260,000	2,600,000
NA	Sebastian Fort Chaffee	Rail Extension from KCS Line into Fort Chaffee	25	HPP/Earmark	-	35,000,000	-	35,000,000
NA	Sebastian Fort Smith	Clayton Blvd Ext. to I-540	12	HPP/Earmark	-	12,800,000	-	-
NA	Crawford Van Buren I-40	New Interchange, I-40/N. 16 <sup>th</sup> Street	NA	NHS	-	2,800,000	700,000	3,500,000
NA	Crawford Van Buren SH 59	Safety Improvements to SH 59, Mt Vista Blvd.-Main St.	0	Safety	-	1,500,000	375,000	375,000
NA	Crawford Sebastian I-49	New Construction I-49, From I-40 to SH 22, including new Arkansas River Bridge	12	NHS	-	248,000,000	62,000,000	310,000,000
NA	Sebastian Fort Smith	Extension of Trolley, From River Front Pavilion to Belle Grove Historic District	1.3	Earmark	360,000	1,440,000	-	360,000
NA	Sebastian, Fort Smith	Trolley Extension Along Rogers Ave. east Design/Engineering:	0.7	Earmark	-	238,000	-	238,000
NA	Sebastian Fort Smith	Transportation Management Center	NA	STP/CMAQ	60,000	240,000	-	300,000
NA	Crawford Van Buren	Traffic Management Center	NA	STP/CMAQ	20,000	80,000	-	100,000
NA	MPO/ Area-wide	Regional Freight Data Analysis including a commodity flow study for the Bi-State Area as well as Northwest Arkansas	NA	Earmark	-	192,000	-	192,000
Totals					11,800,000	1,118,440,000	251,565,000	1,381,805,000

**Section VI FY 2007 - 2009 TIP Project Status**

Date	County	RT	Job No	Termini	Appnsort	Contract	Federal	Federal Ceng	State	State Ceng	County Const	County Y Ceng	State Aid	State Aid Ceng	City	City Ceng	Game and Fish	Game Fish Ceng	Other	Other Ceng	Total	Total Ceng
8/18/08	SEB	71	40458	CO. RD. 8 - CUSTER BLVD. (GR. & STRS.) (E)	ARRA-STP (STATE) (DUAL)	10,165,273.33	10,165,273.33	\$ -	\$ -	\$ -	\$ -	\$ -	\$ -	\$ -	\$ -	\$ -	\$ -	\$ -	\$ -	\$ -	\$ -	\$ -
8/18/09	SEB	71	40458	CO. RD. 8 - CUSTER BLVD. (GR. & STRS.) (E)	NHS	1,129,474.81	803,579.85	903,579.85	225,894.86	225,894.96	\$ -	\$ -	\$ -	\$ -	\$ -	\$ -	\$ -	\$ -	\$ -	\$ -	2,258,948.82	1,129,474.81
8/18/09	SEB	CS	40486	HEARTSILL CREEK STR. & APPRS. (WEST NEWIIP ST.) (E)	BRIDGE REPL. (CITY)	879,226.44	543,381.15	81,507.18	\$ -	\$ -	\$ -	\$ -	\$ -	\$ -	135,845.28	20,376.79	\$ -	\$ -	\$ -	\$ -	781,110.41	101,893.97
7/8/09	CRAW	64	40548	HWY. 162 - WEST & EAST (OVERLAY) (S)	100% STATE	717,582.80	\$ -	\$ -	717,582.80	107,634.44	\$ -	\$ -	\$ -	\$ -	\$ -	\$ -	\$ -	\$ -	\$ -	\$ -	825,187.34	107,634.44
5/20/08	SEB	22	40541	I-540-EAST (FT. SMITH) (REHAB.) (S)	100% STATE	\$ -	\$ -	\$ -	\$ -	43,828.03	\$ -	\$ -	\$ -	\$ -	\$ -	\$ -	\$ -	\$ -	\$ -	\$ -	43,828.03	43,828.03
5/20/09	SEB	22	40541	I-540-EAST (FT. SMITH) (REHAB.) (S)	ARRA-STP (STATE)	1,066,726.83	1,066,726.83	\$ -	\$ -	\$ -	\$ -	\$ -	\$ -	\$ -	\$ -	\$ -	\$ -	\$ -	\$ -	\$ -	1,066,726.83	\$ -
5/20/09	SEB	71	40457	TAYLOR AVE - HWY. 22 (STRS.) (F)	NHS	2,083,465.38	1,650,788.30	1,100,525.64	412,697.08	275,131.38	\$ -	\$ -	\$ -	\$ -	\$ -	\$ -	\$ -	\$ -	\$ -	\$ -	3,438,142.30	1,375,656.92
5/20/09	SEB	71	40457	TAYLOR AVE - HWY. 22 (STRS.) (F)	ARRA-STP (STATE) (DUAL)	11,893,083.82	11,893,083.82	\$ -	\$ -	\$ -	\$ -	\$ -	\$ -	\$ -	\$ -	\$ -	\$ -	\$ -	\$ -	\$ -	11,893,083.82	\$ -
5/20/09	SEB	22	40439	HWY. 59-HWY. 255 (S)	STP (STATE)	7,588,681.00	6,070,828.80	607,092.88	1,517,732.20	151,773.22	\$ -	\$ -	\$ -	\$ -	\$ -	\$ -	\$ -	\$ -	\$ -	\$ -	8,347,527.10	758,866.10
4/8/09	CRAW	VAR	SA1763	CRAWFORD COUNTY OVERLAY (SEL. SECS.) (E)	STATE AID	797,503.79	0	0	0	0	147,503.79	0	650,000.00	119,625.57	0	0	0	0	0	0	917,128.98	119,625.57
4/8/09	CRAW	64	40543	ALMA-EAST (REHAB.) (S)	100% STATE	\$ -	\$ -	\$ -	\$ -	20,074.62	\$ -	\$ -	\$ -	\$ -	\$ -	\$ -	\$ -	\$ -	\$ -	\$ -	20,074.62	20,074.62
4/8/09	CRAW	64	40543	ALMA-EAST (REHAB.) (S)	ARRA-STP (STATE)	501,865.49	501,865.46	\$ -	\$ -	\$ -	\$ -	\$ -	\$ -	\$ -	\$ -	\$ -	\$ -	\$ -	\$ -	\$ -	501,865.46	\$ -
4/8/09	CRAW	71	40518	HWY. 71 FLOOD DAMAGE (REPAIR) (E)	EMERGEN CY RELIEF	860,937.23	544,748.78	81,712.46	138,187.45	20,428.12	\$ -	\$ -	\$ -	\$ -	\$ -	\$ -	\$ -	\$ -	\$ -	\$ -	783,077.81	102,140.58
4/8/09	SEB	CR	SA6543	HWY. 22-HWY. 96 (OVERLAY) (S)	STATE AID	313,938.74	\$ -	\$ -	\$ -	\$ -	31,393.87	\$ -	282,544.87	47,080.81	\$ -	\$ -	\$ -	\$ -	\$ -	\$ -	361,028.55	47,080.81
4/8/09	SEB	540	40466	I-540 DRAINAGE IMPVTS. (L.I.M.) (E)	100% STATE	446,773.70	\$ -	\$ -	446,773.70	67,466.06	\$ -	\$ -	\$ -	\$ -	\$ -	\$ -	\$ -	\$ -	\$ -	\$ -	517,239.76	67,466.06
11/18/08	CRAW	59	40513	HWY. 39 FLOOD DAMAGE (REPAIR) (E)	EMERGEN CY RELIEF	502,811.04	402,248.83	60,337.33	100,562.21	15,084.33	\$ -	\$ -	\$ -	\$ -	\$ -	\$ -	\$ -	\$ -	\$ -	\$ -	578,232.70	75,421.66
11/18/08	SEB	71	40528	PEDAP (RHS) DISTRICT 4 R.E. OFFICE (FORT SMITH) (S)	100% STATE	338,963.00	\$ -	\$ -	338,963.00	50,844.45	\$ -	\$ -	\$ -	\$ -	\$ -	\$ -	\$ -	\$ -	\$ -	\$ -	389,807.45	50,844.45
11/18/08	SEB	252	40515	HWY. 252 FLOOD DAMAGE (REPAIR) (RHS)	EMERGEN CY RELIEF	122,110.22	97,888.18	14,653.22	24,422.04	3,663.31	\$ -	\$ -	\$ -	\$ -	\$ -	\$ -	\$ -	\$ -	\$ -	\$ -	140,428.75	18,316.53





## Appendix A:

### Metropolitan Planning Organization's Transportation Improvement Program for Fiscal Years 2010 – 2013

In accordance with the Bi-State Metropolitan Planning Organization's (MPO) Public Involvement Procedures, the projects listed below have been proposed as amendments to the Bi-State MPO's Transportation Improvement Program (TIP) for Fiscal Years 2010 – 2013. They will be available for public review and comment from February 9 through February 23. These proposed amendments have been proposed by the Oklahoma Department of Transportation. Copies of the proposed amendments will be available beginning on February 9 at the offices of the MPO located at 1109 South 16th Street in Fort Smith, on the MPO website, [www.wapdd.org/bistate](http://www.wapdd.org/bistate) or by contacting Ken O'Donnell, Director, Bi-State MPO, 479-785-2651. Any questions or comments should be addressed to Bi-State MPO, at 479-785-2651 or [kodonnell@wapd.org](mailto:kodonnell@wapd.org)

<b>Project Job Piece Number:</b>	<b>15609(18)</b>	<b>Fiscal Year:</b>	<b>2011</b>
Project Number:	J1-5609(018)	FTA Program:	
Project Description:	FTA Section 5311/5340 - Nonurbanized area formula grant program FFY 2010 apportionment	Federal Share:	\$13,015,000
<b>Project Job Piece Number:</b>	<b>15611(18)</b>	<b>Fiscal Year:</b>	<b>2011</b>
Project Number:	J1-5611(018)	FTA Program:	
Project Description:	FTA Section 5310 - Trans program for elderly & persons w/disabilities, FFY 2010 apportionment	Federal Share:	\$2,000,000
<b>Project Job Piece Number:</b>	<b>15612(18)</b>	<b>Fiscal Year:</b>	<b>2011</b>
Project Number:	J1-5612(018)	FTA Program:	
Project Description:	FTA Section 5303 -Metropolitan Planning Program FFY 2010 apportionment	Federal Share:	\$600,000
<b>Project Job Piece Number:</b>	<b>18356(18)</b>	<b>Fiscal Year:</b>	<b>2011</b>
Project Number:	J1-8356(018)	FTA Program:	
Project Description:	FTA Section 5304 -Statewide Planning Program FFY 2010 apportionment	Federal Share:	\$165,000
<b>Project Job Piece Number:</b>	<b>18357(18)</b>	<b>Fiscal Year:</b>	<b>2011</b>
Project Number:	J1-8357(018)	FTA Program:	
Project Description:	FTA Section 5311(B)/Rural Transit Assistance Program FFY 2010 apportionment	Federal Share:	\$200,000
<b>Project Job Piece Number:</b>	<b>20882(11)</b>	<b>Fiscal Year:</b>	<b>2011</b>
Project Number:	J2-0882(011)	FTA Program:	
Project Description:	FTA Section 5316 Grant: Job Access & Reverse Commute Program FFY 2010 apportionment	Federal Share:	\$1,000,000
<b>Project Job Piece Number:</b>	<b>21342(08)</b>	<b>Fiscal Year:</b>	<b>2011</b>
Project Number:	J2-1342(008)	FTA Program:	
Project Description:	FTA Section 5309 Capitol Grant Program, FFY 2010 apportionment	Federal Share:	\$0
<b>Project Job Piece Number:</b>	<b>23328(08)</b>	<b>Fiscal Year:</b>	<b>2011</b>
Project Number:	J2-3382(008)	FTA Program:	
Project Description:	FTA Section 5317 New Freedom Program, FFY 2010 apportionment	Federal Share:	\$600,000
<b>Project Job Piece Number:</b>		<b>Fiscal Year:</b>	<b>2011</b>
Project Number:		FTA Program:	
Project Description:	FTA Section JOBS program, FFY 2010 apportionment	Federal Share:	\$18,000,000
<b>Project Job Piece Number:</b>	<b>17049(19)</b>	<b>Fiscal Year:</b>	<b>2013</b>
Project Number:	J1 0749 (019)	FTA Program:	
Project Description:	Statewide Rail Crossing - protective devices, crsing surf, adv warning signs, striping, closures	Federal Share:	\$8,000,000

<b>Project Job Piece Number:</b>	<b>17050(19)</b>	<b>Fiscal Year:</b>	<b>2013</b>
Project Number:	J1-7050(019)	FTA Program:	
Project Description:	Small scale bridge improvement - painting, minor reprs, seal coat/waterprfng, silane tr, etc	Federal Share:	\$1,000,000
<b>Project Job Piece Number:</b>	<b>17051(19)</b>	<b>Fiscal Year:</b>	<b>2013</b>
Project Number:	J1-7051(019)	FTA Program:	
Project Description:	Small scale traffic safety - signing, int mod, lighting, intrcon syst, grdrail, delineation, etc	Federal Share:	\$12,000,000
<b>Project Job Piece Number:</b>	<b>17663(19)</b>	<b>Fiscal Year:</b>	<b>2013</b>
Project Number:	J1-7663(019)	FTA Program:	
Project Description:	Enhancement, bike/ped pths, scenic/hist hwy prog, landscape, historic preserv, etc.	Federal Share:	\$12,000,000
<b>Project Job Piece Number:</b>	<b>18262(16)</b>	<b>Fiscal Year:</b>	<b>2013</b>
Project Number:	J1-8262(016)	FTA Program:	
Project Description:	Recreational Trails	Federal Share:	\$1,400,000
<b>Project Job Piece Number:</b>	<b>19720(14)</b>	<b>Fiscal Year:</b>	<b>2013</b>
Project Number:	J1-9720(014)	FTA Program:	
Project Description:	R/W Clearance - remove/dispose obstructions on public r/w prior to utility reloc or proj startup	Federal Share:	\$1,000,000
<b>Project Job Piece Number:</b>	<b>20780(13)</b>	<b>Fiscal Year:</b>	<b>2013</b>
Project Number:	J2-0780(013)	FTA Program:	
Project Description:	3R/3P simple pavement preserv/restore asphalt ovlay,stripe,sign & grail	Federal Share:	\$25,000,000
<b>Project Job Piece Number:</b>	<b>20781(13)</b>	<b>Fiscal Year:</b>	<b>2013</b>
Project Number:	J2-0781(013)	FTA Program:	
Project Description:	3B (Bridge) prev maint including paint, joints, bearings & deck repair	Federal Share:	\$5,000,000
<b>Project Job Piece Number:</b>	<b>21016(13)</b>	<b>Fiscal Year:</b>	<b>\$2,013</b>
Project Number:	J2-1016(013)	FTA Program:	
Project Description:	Preliminary Engineering	Federal Share:	\$15,000,000
<b>Project Job Piece Number:</b>	<b>23612(13)</b>	<b>Fiscal Year:</b>	<b>2013</b>
Project Number:	J2-3612(013)	FTA Program:	
Project Description:	County Bridge Program	Federal Share:	\$20,000,000
<b>Project Job Piece Number:</b>	<b>23613(13)</b>	<b>Fiscal Year:</b>	<b>2013</b>
Project Number:	J2-3613(013)	FTA Program:	
Project Description:	County Road Program	Federal Share:	\$6,000,000
<b>Project Job Piece Number:</b>	<b>23614(13)</b>	<b>Fiscal Year:</b>	<b>2013</b>
Project Number:	J2-3614(013)	FTA Program:	
Project Description:	Small City Road & Bridge program	Federal Share:	\$3,000,000
<b>Project Job Piece Number:</b>	<b>25625(13)</b>	<b>Fiscal Year:</b>	<b>2013</b>
Project Number:	J2-5625(013)	FTA Program:	
Project Description:	Safe Routes to School - design, dev, constr of engineering projects and educational programs	Federal Share:	\$1,663,000
<b>Project Job Piece Number:</b>	<b>27526(04)</b>	<b>Fiscal Year:</b>	<b>2010</b>
Project Number:	J2-7526 (004)	FTA Program	
Project Description:	Highways and Bridges	Federal Share	\$378,000,000

**TOTALS**

FY 2010	\$378,000,000
FY 2011	\$35,580,000
FY 2012	\$0
FY2013	\$111,063,000
	<b>\$524,643,000</b>

**Appendix B:****Notice of Public Review and Comment period for Proposed Amendments to the Bi-State Metropolitan Planning Organization's Transportation Improvement Program for Fiscal Years 2010 – 2013**

In accordance with the Bi-State Metropolitan Planning Organization's (MPO) Public Involvement Procedures, the projects listed below have been proposed as amendments to the Bi-State MPO's Transportation Improvement Program (TIP) for Fiscal Years 2010 – 2013. They will be available for public review and comment from February 13 through February 26. These proposed amendments have been proposed by the Oklahoma Department of Transportation. Copies of the proposed amendments will be available beginning on February 16 at the offices of the MPO located at 1109 South 16th Street in Fort Smith, on the MPO website, [www.wapdd.org/bistate](http://www.wapdd.org/bistate) or by contacting Ken O'Donnell, Director, Bi-State MPO, 479-785-2651. Any questions or comments should be addressed to Bi-State MPO, at 479-785-2651 or [kodonnell@wapd.org](mailto:kodonnell@wapd.org)

<b>Project Job Piece Number:</b>	<b>15609(19)</b>	<b>Fiscal Year:</b>	<b>2012</b>
Project Number:	J1-5609(019)	FTA Program:	
Project Description:	FTA Section 5311/5340 - Nonurbanized area formula grant program FFY 2011 apportionment	Federal Share:	\$14,000,000.00
<b>Project Job Piece Number:</b>	<b>15611(19)</b>	<b>Fiscal Year:</b>	<b>2012</b>
Project Number:	J1-5611(019)	FTA Program:	
Project Description:	FTA Section 5310 - trans program for elderly & persons w/disabilities, FFY 2011 apportionment	Federal Share:	\$2,500,000.00
<b>Project Job Piece Number:</b>	<b>15612(19)</b>	<b>Fiscal Year:</b>	<b>2012</b>
Project Number:	J1-5612(019)	FTA Program:	
Project Description:	FTA Section 5303 –Metropolitan Planning Program FFY 2011 apportionment	Federal Share:	\$650,000.00
<b>Project Job Piece Number:</b>	<b>18356(19)</b>	<b>Fiscal Year:</b>	<b>2012</b>
Project Number:	J1-8356(019)	FTA Program:	
Project Description:	FTA Section 5304 -Statewide Planning Program FFY 2011 apportionment	Federal Share:	\$200,000.00
<b>Project Job Piece Number:</b>	<b>18357(19)</b>	<b>Fiscal Year:</b>	<b>2012</b>
Project Number:	J1-8357(019)	FTA Program:	
Project Description:	FTA Section 5311(B)/Rural Transit Assistance Program FFY 2011 apportionment	Federal Share:	\$250,000.00
<b>Project Job Piece Number:</b>	<b>20882(12)</b>	<b>Fiscal Year:</b>	<b>2012</b>
Project Number:	J2-0882(012)	FTA Program:	
Project Description:	FTA Section 5316 Grant: Job Access & Reverse Commute Program FFY 2011 apportionment	Federal Share:	\$1,200,000.00
<b>Project Job Piece Number:</b>	<b>21342(09)</b>	<b>Fiscal Year:</b>	<b>2012</b>
Project Number:	J2-1342(009)	FTA Program:	
Project Description:	FTA Section 5309 Capitol Grant Program, FFY 2010 apportionment	Federal Share:	\$0.00
<b>Project Job Piece Number:</b>	<b>23328(09)</b>	<b>Fiscal Year:</b>	<b>2012</b>
Project Number:	J2-3382(009)	FTA Program:	
Project Description:	FTA Section 5317 New Freedom Program, FFY 2011 apportionment	Federal Share:	\$700,000.00

<b>Project Job Piece Number: 15609(20)</b>	<b>Fiscal Year: 2013</b>
Project Number: J1-5609(20)	FTA Program:
Project Description: FTA Section 5311/5340 Non-urbanized area Formula grant program FFY 2012 apportionment	Federal Share: \$15,500,000.00
<b>Project Job Piece Number: 15611(20)</b>	<b>Fiscal Year: 2013</b>
Project Number: J1-5611 (020)	FTA Program:
Project Description: FTA Section 5310 trans program for elderly & Persons w/disabilities, FFY 2012 apportionment	Federal Share: \$3,000,000.00
<b>Project Job Piece Number: 15612(20)</b>	<b>Fiscal Year: 2013</b>
Project Number: J1-5612(020)	FTA Program:
Project Description: FTA Section 5305, Metropolitan Planning Program FFY 2012 apportionment	Federal Share: \$700,000.00
<b>Project Job Piece Number: 18356(20)</b>	<b>Fiscal Year: 2013</b>
Project Number: J1-8356(020)	FTA Program:
Project Description: FTA Section 5304, Statewide Planning Program FFY 2012 apportionment	Federal Share: \$250,000.00
<b>Project Job Piece Number: 18357(20)</b>	<b>Fiscal Year: 2013</b>
Project Number: J1-8357(020)	FTA Program:
Project Description: FTA Section 5311 (B)/Rural Transit Assistance Program FFY 2012 apportionment	Federal Share: \$300,000.00
<b>Project Job Piece Number: 20882(13)</b>	<b>Fiscal Year: 2013</b>
Project Number: J2-0882(013)	FTA Program:
Project Description: FTA Section 5316 Grant Job Access & Reverse Commute Program FFY 2012 apportionment	Federal Share: \$1,400,000.00
<b>Project Job Piece Number: 21342(10)</b>	<b>Fiscal Year: 2013</b>
Project Number: J2-1342(010)	FTA Program:
Project Description: FTA Section 5309 Capital Grant Program FFY 2010 apportionment	Federal Share: \$0.00
<b>Project Job Piece Number: 23328(10)</b>	<b>Fiscal Year: 2013</b>
Project Number: J2-3382(010)	FTA Program:
Project Description: FTA Section 5317 New Freedom Program FFY 2012 apportionment	Federal Share: \$800,000.00
<b>Project Job Piece Number: 15609(21)</b>	<b>Fiscal Year: 2014</b>
Project Number: J1-5609(021)	FTA Program:
Project Description: FTA Section 5311/5340 Non-urbanized area Formula grant program FFY 2013 apportionment	Federal Share: \$16,000,000.00
<b>Project Job Piece Number: 15611(21)</b>	<b>Fiscal Year: 2014</b>
Project Number: J1-5611(021)	FTA Program:
Project Description: FTA Section 5310 trans program for elderly & Persons w/disabilities, FFY 2013 apportionment	Federal Share: \$3,500,000.00

<b>Project Job Piece Number:</b>	<b>15612(21)</b>	<b>Fiscal Year:</b>	<b>2014</b>
Project Number:	J1-5612(021)	FTA Program:	
Project Description:	FTA Section 5303 Metropolitan Planning Program FFY 2013 apportionment	Federal Share:	\$800,000.00
<b>Project Job Piece Number:</b>	<b>18356(21)</b>	<b>Fiscal Year:</b>	<b>2014</b>
Project Number:	J1-8356(021)	FTA Program:	
Project Description:	FTA Section 5304 Statewide Planning Program FFY 2013 apportionment	Federal Share:	\$300,000.00
<b>Project Job Piece Number:</b>	<b>18357(21)</b>	<b>Fiscal Year:</b>	<b>2014</b>
Project Number:	J1-8357(21)	FTA Program:	
Project Description:	FTA Section 5311 (B) Rural Transit Assistance Program FFY 2013 apportionment	Federal Share:	\$350,000.00
<b>Project Job Piece Number:</b>	<b>20882(14)</b>	<b>Fiscal Year:</b>	<b>2014</b>
Project Number:	J2-0882(014)	FTA Program:	
Project Description:	FTA Section 5316 Grant: Job Access & Reverse Commute Program FFY 2013 apportionment	Federal Share:	\$16,000,000.00
<b>Project Job Piece Number:</b>	<b>21342(11)</b>	<b>Fiscal Year:</b>	<b>2014</b>
Project Number:	J2-1342(011)	FTA Program:	
Project Description:	FTA Section 5309 Capital Grant Program FFY 2010 apportionment	Federal Share:	\$0.00
<b>Project Job Piece Number:</b>	<b>23328(11)</b>	<b>Fiscal Year:</b>	<b>2014</b>
Project Number:	J2-3382(011)	FTA Program:	
Project Description:	FTA Section 5317 New Freedom Program FFY 2012 apportionment	Federal Share:	\$900,000.00
<b>Project Job Piece Number:</b>	<b>23612(14)</b>	<b>Fiscal Year:</b>	<b>2014</b>
Project Number:	J2-3612(014)	FTA Program:	
Project Description:	County Bridge Program	Federal Share:	\$20,000,000.00
<b>Project Job Piece Number:</b>	<b>23614(14)</b>	<b>Fiscal Year:</b>	<b>2014</b>
Project Number:	J2-3614(014)	FTA Program:	
Project Description:	County Road Program	Federal Share:	\$6,000,000.00
<b>Project Job Piece Number:</b>	<b>23614(14)</b>	<b>Fiscal Year:</b>	<b>2014</b>
Project Number:	J2-3614(014)	FTA Program:	
Project Description:	Small City Road & Bridge program	Federal Share:	\$3,000,000.00
<b>Project Job Piece Number:</b>	<b>25625(14)</b>	<b>Fiscal Year:</b>	<b>2014</b>
Project Number:	J2-5625(014)	FTA Program:	
Project Description:	Safe Routes to School - design, dev, constr of engineering projects and educational programs	Federal Share:	\$1,663,000.00
<b>Project Job Piece Number:</b>	<b>20781(14)</b>	<b>Fiscal Year:</b>	<b>2014</b>
Project Number:	J2-0781(014)	FTA Program:	
Project Description:	3B (Bridge) prev maint including paint, joints, bearings & deck repair	Federal Share:	\$5,000,000.00
<b>Project Job Piece Number:</b>	<b>17049(20)</b>	<b>Fiscal Year:</b>	<b>2014</b>
Project Number:	J1-0749(020)	FTA Program:	
Project Description:	Statewide rail crossing-protective devices, crsing surf, adv warning signs grdrail, striping, closures	Federal Share:	\$8,000,000.00

<b>Project Job Piece Number:</b>	<b>17050(20)</b>	<b>Fiscal Year:</b>	<b>2014</b>
Project Number:	J1-7050(020)	FTA Program:	
Project Description:	Small scale bridge improvement-painting, minor reprs, seal coat/waterproofing, silane tr, etc	Federal Share:	\$1,000,000.00
<b>Project Job Piece Number:</b>	<b>17051(20)</b>	<b>Fiscal Year:</b>	<b>2014</b>
Project Number:	J1-7051(020)	FTA Program:	
Project Description:	Small scale traffic safety-signing, intmod, lighting intercon syst, grdrail, delineation,etc.	Federal Share:	\$12,000,000.00
<b>Project Job Piece Number:</b>	<b>17663(20)</b>	<b>Fiscal Year:</b>	<b>2014</b>
Project Number:	J1-7663(020)	FTA Program:	
Project Description:	Enhancement, bike/ped paths, scenic/hist hwy program, landscape, historic preserv.etc	Federal Share:	\$12,000,000.00
<b>Project Job Piece Number:</b>	<b>18262(17)</b>	<b>Fiscal Year:</b>	<b>2014</b>
Project Number:	J1-8262(017)	FTA Program:	
Project Description:	Recreational Trails	Federal Share:	\$1,400,000.00
<b>Project Job Piece Number:</b>	<b>19720(15)</b>	<b>Fiscal Year:</b>	<b>2014</b>
Project Number:	J1-9720(015)	FTA Program:	
Project Description:	R/W Clearance- remove/dispose obstructions on public r/w prior to utility reloc or project startup	Federal Share:	\$1,000,000.00
<b>Project Job Piece Number:</b>	<b>20780(014)</b>	<b>Fiscal Year:</b>	<b>2014</b>
Project Number:	J2-0780(014)	FTA Program:	
Project Description:	3R/3P simple pavement preserv/restore asphalt overlay, stripe, sign & grail	Federal Share:	\$25,000,000.00

**TOTAL**

FY 2012	\$19,500,000.00
FY 2013	\$21,950,000.00
FY2014	\$133,913,000.00
	<b>\$175,363,000.00</b>