

## Attendee Participation

New users  
**2,608**

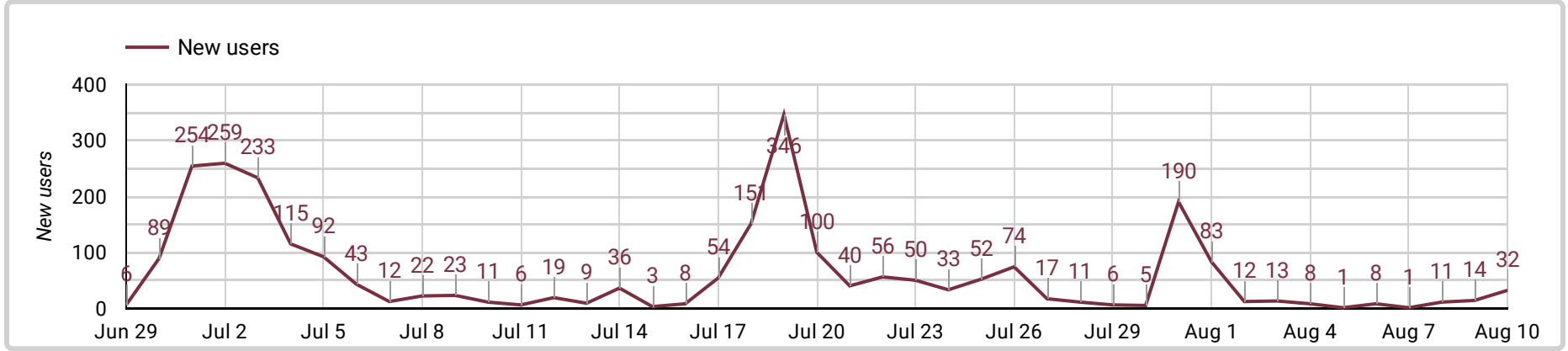
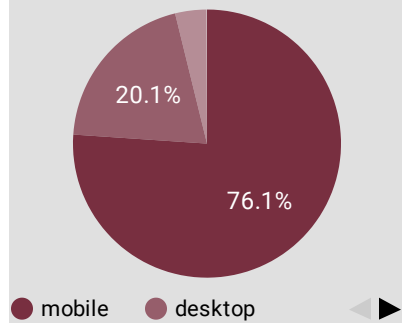
Views  
**4,437**

Sessions  
**3,055**

Sessions per user  
**1.14**

User engagement  
**26:41:34**

## Devices



## Top Pages

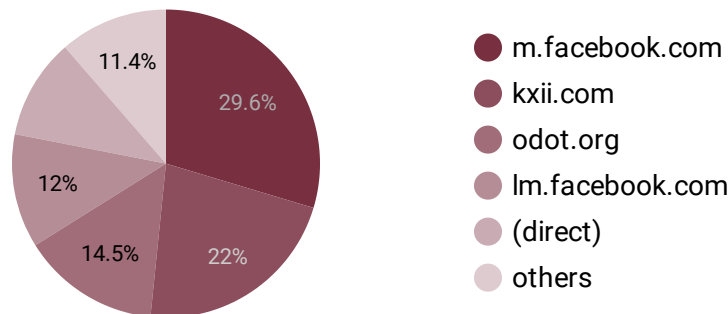
Page	Views	Views %	Time Spent
1. US-70 over Lake Texoma - US-70 Over Lake Texoma	2,759	62.18%	10:51:19
2. Submit a Comment - US-70 Over Lake Texoma	823	18.55%	03:47:09
3. Replacement Alternatives - US-70 Over Lake Texoma	311	7.01%	05:53:46
4. Supporting Information - US-70 Over Lake Texoma	170	3.83%	00:17:33
5. Section 4(f) Alternatives - US-70 Over Lake Texoma	85	1.92%	03:17:55
6. Project Timeline - US-70 Over Lake Texoma	78	1.76%	00:34:49
7. Presentation - US-70 Over Lake Texoma	66	1.49%	00:28:53
8. Sign In and Handout - US-70 Over Lake Texoma	54	1.22%	00:13:22
9. Frequently Asked Questions - US-70 Over Lake Texoma	50	1.13%	01:06:43
<b>Grand total</b>	<b>4,437</b>	<b>100%</b>	<b>26:41:34</b>

## Engagement by City

(IP Address)

City	New users
1. Durant	500
2. Oklahoma City	406
3. Dallas	342
4. (not set)	244
5. Ardmore	94
6. Ashburn	73
7. Sherman	33
8. Madill	31
9. Norman	31
10. Houston	30
11. Kingston	27
12. Ada	25
13. 54394	23
14. Boston	22
<b>Grand total</b>	<b>2,608</b>

## User Acquisition



## Outbound Website Links

Total Clicks  
**1,412**

Total Users  
**1,192**

## Top 10 Most-Clicked Links

