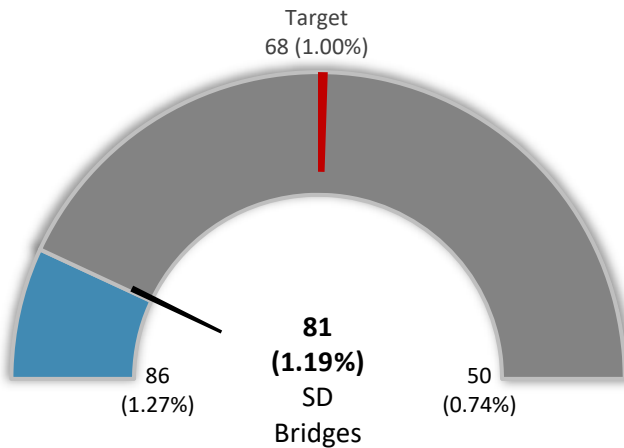


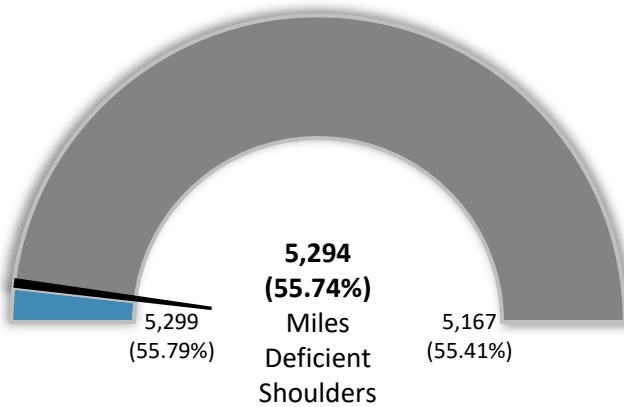
Bridge



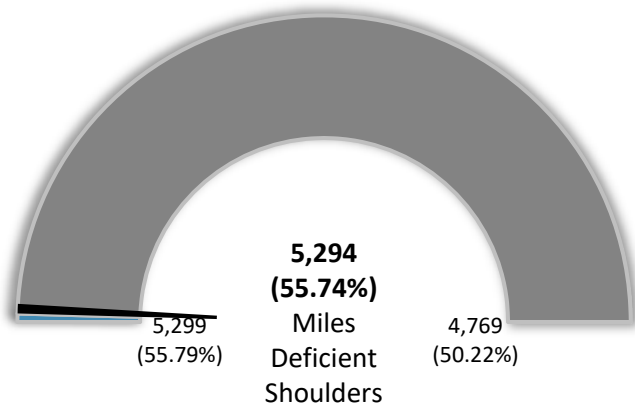
- Achieve and sustain less than 1% structurally deficient (SD) bridges (68 of 6,796)
- 1.27% (86) SD bridges reported for 2019

Deficient Shoulders

1-Year Progress



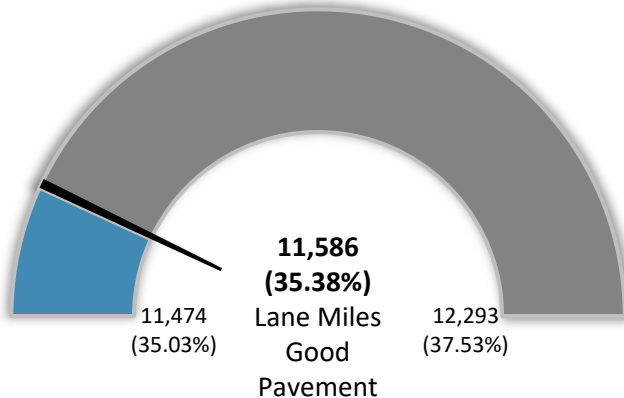
4-Year Progress



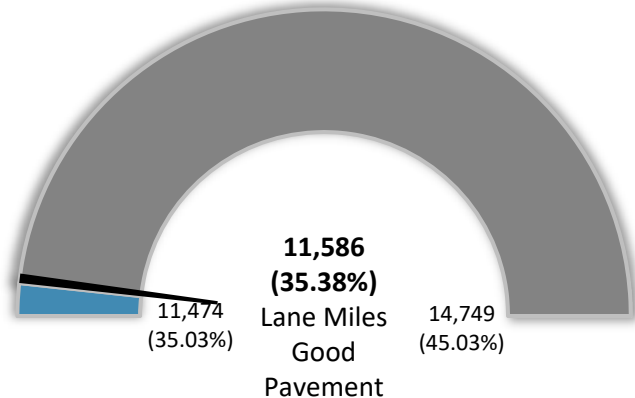
- Decrease miles of rural two lanes with deficient shoulders by 10% (530 miles) in four years
- 5,299 miles (55.79%) of deficient shoulders reported for 2019 (9,497 miles of rural two lane highways)

Pavement Condition

1-Year Progress



4-Year Progress



- Increase total lane miles in good condition by 10% (from 35% to 45%) (3,275 lane miles) in four years
- 35.03% (11,474) lane miles of good pavement reported for 2019 (32,751 total lane miles)

*Yearly deterioration not factored into current statistics