



**OKLAHOMA**  
**Human Services**

# **PINNACLE PLAN MEASURES**

# **MONTHLY SUMMARY REPORT**

**December 2021**

## **PINNACLE PLAN MEASURES – MONTHLY SUMMARY REPORT – December 2021**

The Department of Human Services (DHS) is committed to improving the safety, permanency, and well-being of children served by the child welfare system. Public reporting is critical to ensuring transparency and accountability of the current performance on the measures included in the Pinnacle Plan. The OKDHS Metrics, Baselines, and Targets Agreement - 3/7/13 outlines how the outcomes and other indicators are to be measured and reported. Monthly, Quarterly, and Semi-Annual Reports will be made published on the OKDHS Infonet and made available to the public.

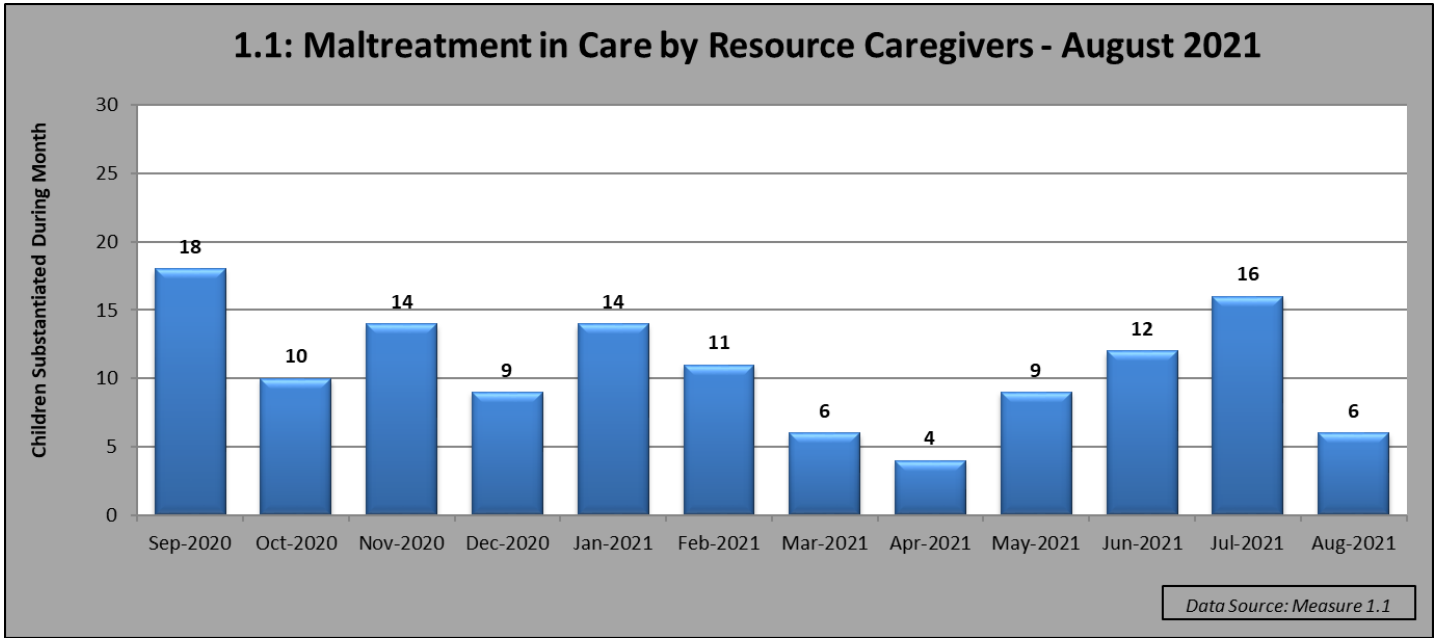
Oklahoma is committed to good faith efforts and positive trending toward the goals outlined in the plan. Each monthly report will include four performance areas, comprised of ten specific metric elements. These are: Foster Care Safety, Counts for New Foster Homes and TFC homes, Worker Contacts, and Shelter Usage. The demographics of children served during the reporting period are included in monthly and semi-annual reports as context data. This information is provided to assist in understanding the population being served by the child welfare system.

Beginning with the August 2014 Monthly Report, there has been a decrease in the lag time to 30 days from the end of the reporting period to the time that the data is reported on Measure 2 – Resource Homes, Measure 3 – Frequency of Worker Contacts, and Measure 5 – Shelter Use. There will continue to be a 90-day lag time on Measure 1 – Foster Care Safety to allow time for the Program Review Process to be completed.

OKDHS was the first state agency to have a federally approved Statewide Automated Child Welfare Information System (KIDS System) and continually strives for high quality data. **The data in this report is subject to change due to ongoing data entry, changes in policy, changes in practice, and changes in definitions, and/or data quality issues that may be discovered through the process.**

If you have questions or feedback regarding the Pinnacle Plan, please email us at [dhs.childwelfareplan@okdhs.org](mailto:dhs.childwelfareplan@okdhs.org)

Pinnacle Measure		Pinnacle Plan Measures - Monthly Summary Report - December 2021					
		Name	Description	Period Ending	Monthly Count		
					# of Victims - August		
Foster Care Safety	1.1	<b>Maltreatment in Care by Resource Caregivers</b>	Of all children in foster care during the reporting period, the number of victims of substantiated or indicated maltreatment (abuse and/or neglect) by foster parent or facility staff member.	8/31/2021	6 Children		
	1.2	<b>Maltreatment in Care by Parents</b>	Of all children in foster care during the reporting period, the number of victims of substantiated or indicated maltreatment (abuse and/or neglect) by a parent.	8/31/2021	6 Children		
					October Total	SFY22 Total to Date	
Resource Homes	2.1	<b>New Family Foster Care Homes</b>	Newly approved Foster Homes	10/31/2021	46	178 Foster Homes	
	2.3	<b>New Therapeutic Foster Homes</b>	Newly approved Therapeutic Foster Homes (TFC and ITFC)	10/31/2021	5	9 TFC/ ITFC Homes	
					Contacts Made	Contacts Required	% Contacts Made
Worker Contacts	3.1	<b>Frequency of Worker Contacts</b>	The percentage of the total minimum number of required monthly face-to-face contacts that took place during the reporting period between case workers and children in foster care for at least 1 calendar month during the reporting period.	10/31/2021	6,679	6,797	98.3%
	3.2	<b>Frequency of Primary Worker Contacts</b>	The percentage of the total minimum number of required monthly face-to-face contacts that took place during the reporting period between primary caseworkers and children in foster care for at least 1 calendar month during the reporting period.	10/31/2021	6,288	6,597	95.3%
					October Total	6 Month Total - NIGHTS	
Shelter Use	5.1	<b>Shelter Use Age 0-1 Years</b>	The number of child-nights during the past six months involving children under age 2 years.	10/31/2021	0 Nights 0 Children	0 Nights	
	5.2	<b>Shelter Use Age 2-5 Years</b>	The number of child-nights during the past six months involving children age 2 years to 5 years.	10/31/2021	0 Nights 0 Children	0 Nights	
	5.3	<b>Shelter Use Age 6-12 Years</b>	The number of child-nights during the past six months involving children age 6 years to 12 years.	10/31/2021	768 Nights 32 Children	4,572 Nights	
	5.4	<b>Shelter Use Age 13 and Over</b>	The number of child-nights during the past six months involving children age 13 years or older.	10/31/2021	1,416 Nights 82 Children	9,423 Nights	
Caseloads	7.1	<b>Worker Caseloads</b>	The percentage of all Child Welfare Workers that meet caseload standards, are close to meeting workload standards, and are over workload standards. (Point in Time as last day of Quarter and Quarterly Total)	Quarterly Report: 7 /1/2021- 9/30/2021	% of Workers that Meet Standard	1-20% Above Standard	>20% Above Standard
					89.5%	7.3%	3.1%
		Supervisor Ratios - Statewide the number of Child Welfare Workers in respect to the number of supervisors.	% of Supervisors that Meet Standard		1-20% Above Standard	>20% Above Standard	
			87.8%		7.9%	4.3%	
<b>Context Data</b>		<b>Demographical Information on Children In Care, including age and race</b>		NOTE:** This is not a Pinnacle Plan Measure. Demographical Data Only			

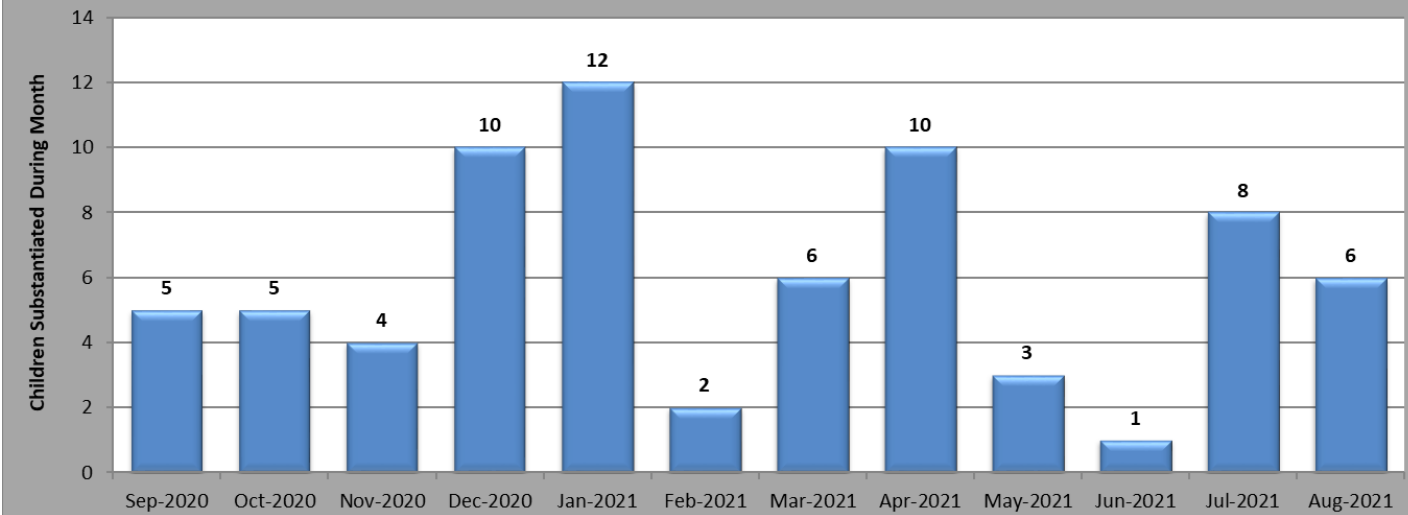


	Sep-2020	Oct-2020	Nov-2020	Dec-2020	Jan-2021	Feb-2021	Mar-2021	Apr-2021	May-2021	Jun-2021	Jul-2021	Aug-2021
# of Substantiations	18	10	14	9	14	11	6	4	9	12	16	6

**Data:** The Maltreatment in Care Measure by Resource Caregiver incorporates a 90-day delay from the time the investigation is complete to the report date. This delay allows for further review which may result in changes in the findings. All substantiations on children in Out of Home Care will go through an automatic Program Review. The data reported reflects substantiations in the month that the investigation was completed and not necessarily in the month that the abuse or neglect occurred. This measure includes all children placed in traditional foster care homes, kinship homes (relative or non-relative), therapeutic foster care homes, group homes, shelters, and residential facilities. This measure also includes children substantiated of maltreatment by the Office of Client Advocacy while placed in institutional settings. Every time a child is a substantiated as a victim, that child will be counted in the monthly reporting. Children who are victimized more than once will be counted in each month their victimization is substantiated. Note: This is different from the federal metric, which counts each child only once, even if a child is victimized more than once in the course of a year.

**Comments – December 2021:** For the month of August 2021 there were a total of 6 substantiations of Maltreatment while in Out of Home Care. These victims were reported in 4 separate referrals for children in foster care and 1 referral for children in OCA placements. Of the 5 children placed in foster care, 2 children were placed in a Kinship/Relative Home, 2 children were placed in a CW Foster Family Care Supported Home, and 1 child was placed in a DDSD Foster Family Home. There was 1 child involved in the 1 referral for OCA placements. The child was placed in an OCA Level E Residential Facility. Of the 6 substantiated victims in August 2021, 1 victim had a substantiated finding of threat of harm only.

### 1.2: Maltreatment In Care by Parents - August 2021



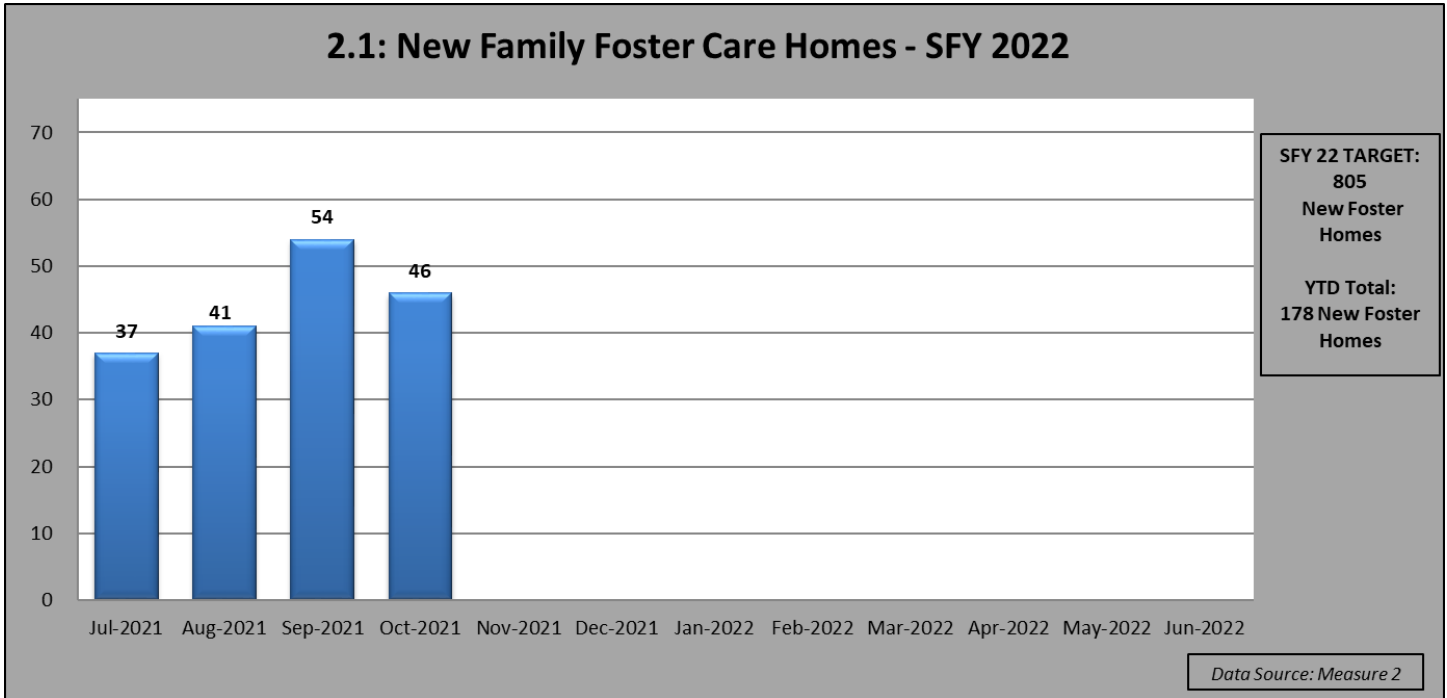
Data Source: Measure 1.2

	Sep-2020	Oct-2020	Nov-2020	Dec-2020	Jan-2021	Feb-2021	Mar-2021	Apr-2021	May-2021	Jun-2021	Jul-2021	Aug-2021
# of Substantiations	5	5	4	10	12	2	6	10	3	1	8	6

**Data:** The Maltreatment in Care by Parents measure incorporates a 90-day delay from the time the investigation is complete to the report date. This delay allows for further review which may result in changes in the findings. The data reflects substantiations in the month that the investigation was completed and not necessarily in the month that the abuse or neglect occurred.

Beginning with the November 2013 report, every time a child is a victim, that child will be counted. Children who are victimized more than once will be counted in each month their victimization is substantiated. Note: This is different from the federal metric, which counts each child only once, even if a child is victimized more than once in the course of a year. Also, children who are disclosing abuse that occurred prior to coming into DHS custody will not be included in the count of monthly victims.

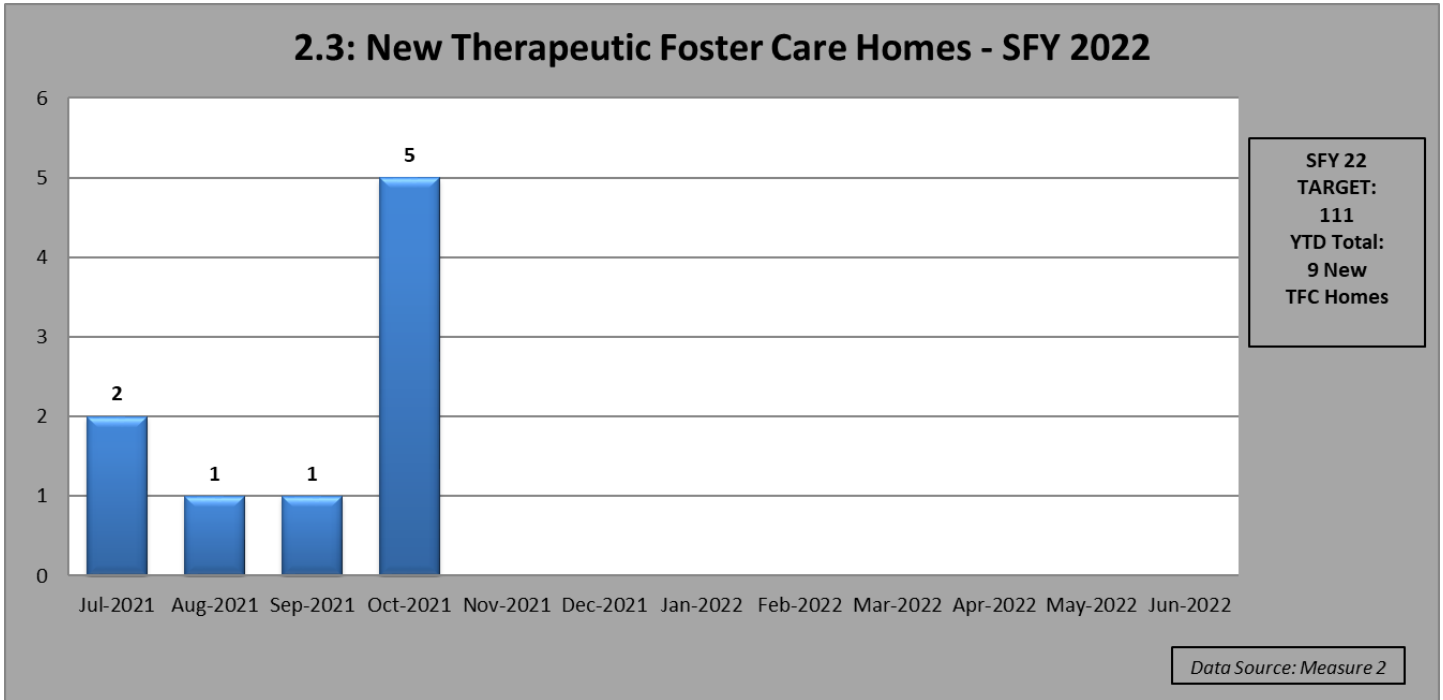
**Comments – December 2021:** For the month of August 2021, there were 6 substantiation of abuse by parents of children in out of home care. These 6 victims were reported in 2 referrals. All 6 victims were in trial reunification. Of the 6 substantiated victims in August 2021, 5 had a substantiated finding of threat of harm only.



	Jul-2021	Aug-2021	Sep-2021	Oct-2021	Nov-2021	Dec-2021	Jan-2022	Feb-2022	Mar-2022	Apr-2022	May-2022	Jun-2022	Total
# of New FFC Homes	37	41	54	46									178

**Data:** Total Count of New Foster Homes includes all Foster Family Homes and Supported Foster Homes by month that they were opened using the agreed upon criteria. (This does not include Kinship or Tribal Homes.) The target for SFY22 is 805 new foster homes.

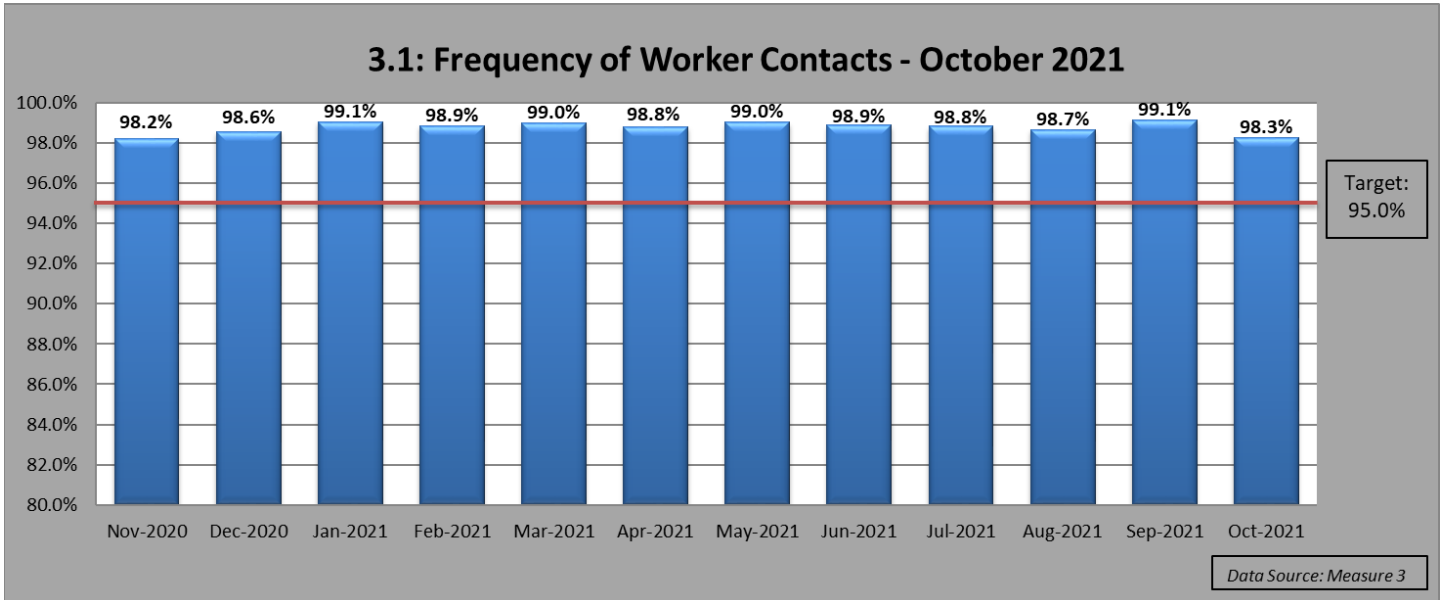
**Comments – December 2021:** In October 2021, there were 46 foster homes opened that met the Pinnacle Plan criteria to be counted as new at the time of reporting. As of 10/31/21, there were a total of 178 new homes for SFY22. The Foster Family Care net gain as of 10/31/21 was -151 homes. The net gain target for SFY21 is 73 homes.



	Jul-2021	Aug-2021	Sep-2021	Oct-2021	Nov-2021	Dec-2021	Jan-2022	Feb-2022	Mar-2022	Apr-2022	May-2022	Jun-2022	Total
# of New TFC Homes	2	1	1	5									9

**Data:** Total Count of New Therapeutic Foster Homes includes all new TFC Homes, by month that they were opened using the agreed upon criteria. The target for new TFC Homes in SFY22 is 111 new TFC homes.

**Comments – December 2021:** In October 2021, 5 new TFC homes and 0 new ITFC homes opened for a total of 5 new therapeutic homes during the month. There are a total of 9 new TFC and ITFC homes for SFY22. The TFC net gain as of 10/31/21 was 1 home for SFY22. The Net Gain target for SFY22 is 69 homes.

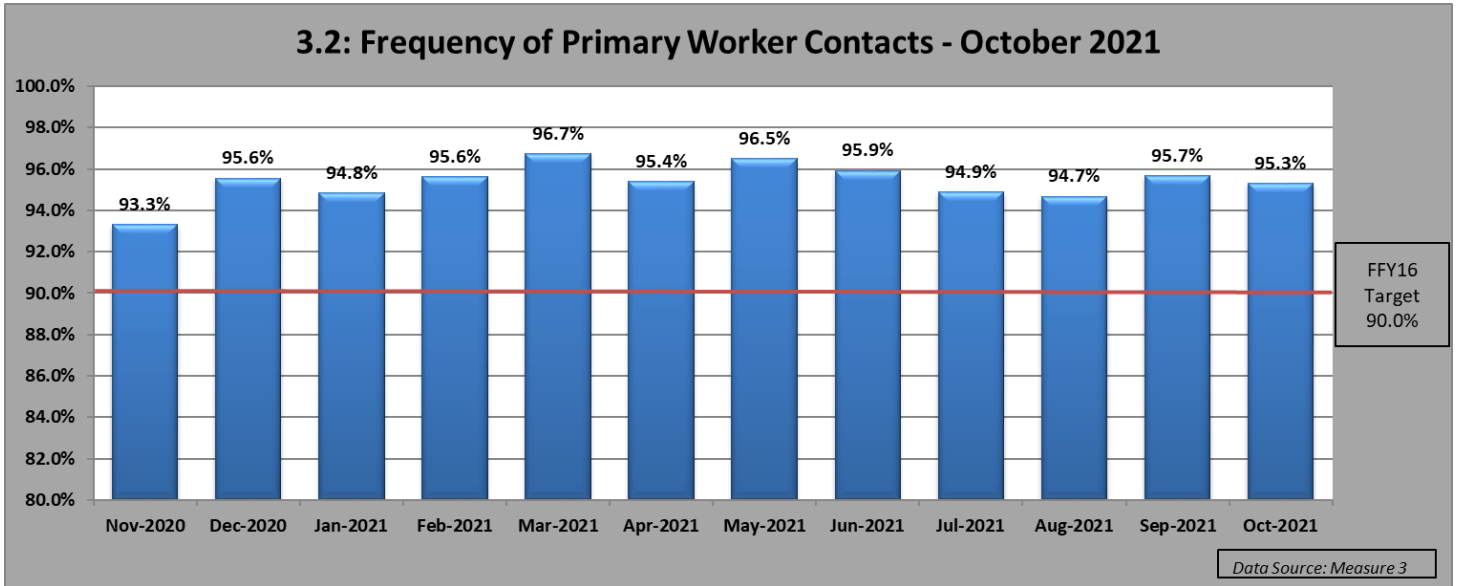


	Nov-2020	Dec-2020	Jan-2021	Feb-2021	Mar-2021	Apr-2021	May-2021	Jun-2021	Jul-2021	Aug-2021	Sep-2021	Oct-2021
Contacts Made by Any Worker	7309	7261	7245	7210	7106	7109	7112	6991	6867	6736	6755	6679
Minimum Contacts Required	7441	7366	7313	7293	7177	7194	7181	7069	6947	6826	6813	6797
% Made	98.2%	98.6%	99.1%	98.9%	99.0%	98.8%	99.0%	98.9%	98.8%	98.7%	99.1%	98.3%

**Data:** The Data reflects the total number of required visits due to children in Out of Home Care and the number of total required visits made for a given month. Only one visit per month is counted even though multiple visits may have been made during the month.

**Comments – December 2021:** The visitation rate for all worker visits in October 2021 was 98.3%.



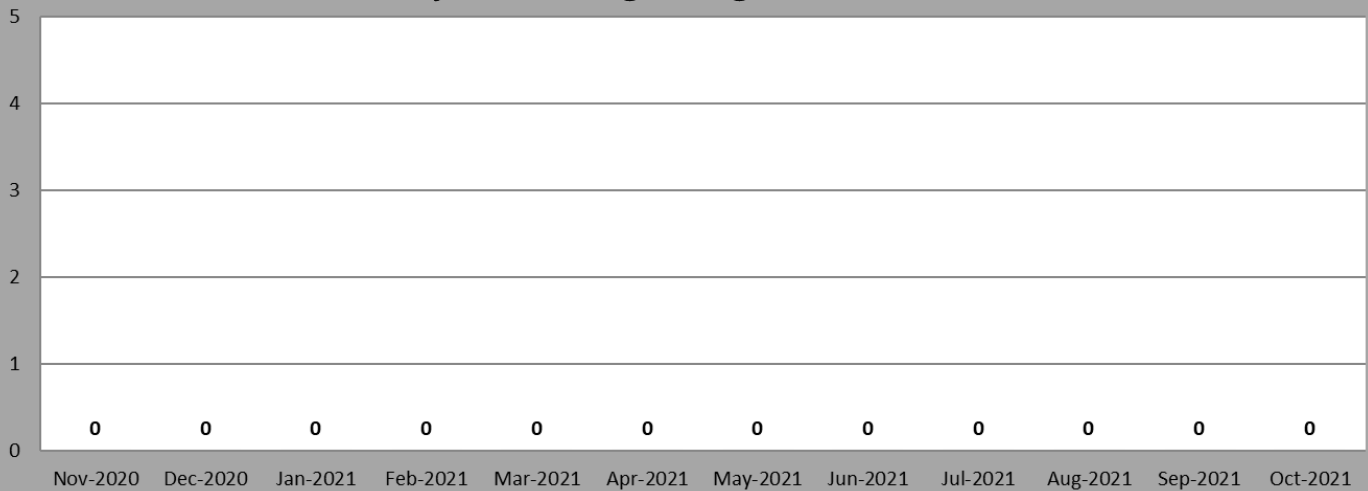


	Nov-2020	Dec-2020	Jan-2021	Feb-2021	Mar-2021	Apr-2021	May-2021	Jun-2021	Jul-2021	Aug-2021	Sep-2021	Oct-2021
Contacts Made by Primary Worker	6729	6803	6711	6756	6723	6645	6716	6576	6384	6258	6324	6288
Contacts Required	7211	7119	7077	7064	6949	6966	6960	6855	6727	6610	6611	6597
% Made	93.3%	95.6%	94.8%	95.6%	96.7%	95.4%	96.5%	95.9%	94.9%	94.7%	95.7%	95.3%

**Data:** The Data reflects the total number of required visits due to children in Out of Home Care and the number of total required visits made by the primary assigned worker for a given month. Only one visit per month by the primary worker is counted even though multiple visits may have been made by multiple workers during the month. Beginning in October 2015, the target for FFY16 is 90.0%.

**Comments – December 2021:** The worker visitation rate for primary workers in October 2021 was 95.3%.

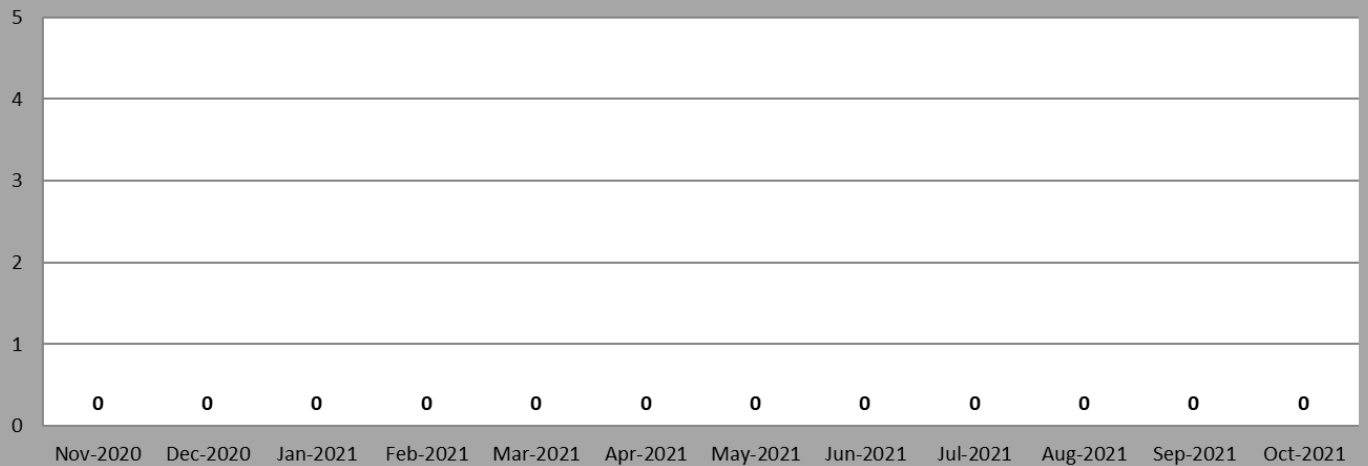
### 5.1: Monthly Shelter-Nights, Age 0-1 - October 2021



Data Source: Measure 5

	Nov-2020	Dec-2020	Jan-2021	Feb-2021	Mar-2021	Apr-2021	May-2021	Jun-2021	Jul-2021	Aug-2021	Sep-2021	Oct-2021
# of Nights	0	0	0	0	0	0	0	0	0	0	0	0

### 5.1: Monthly Children in Shelter, Age 0-1 - October 2021



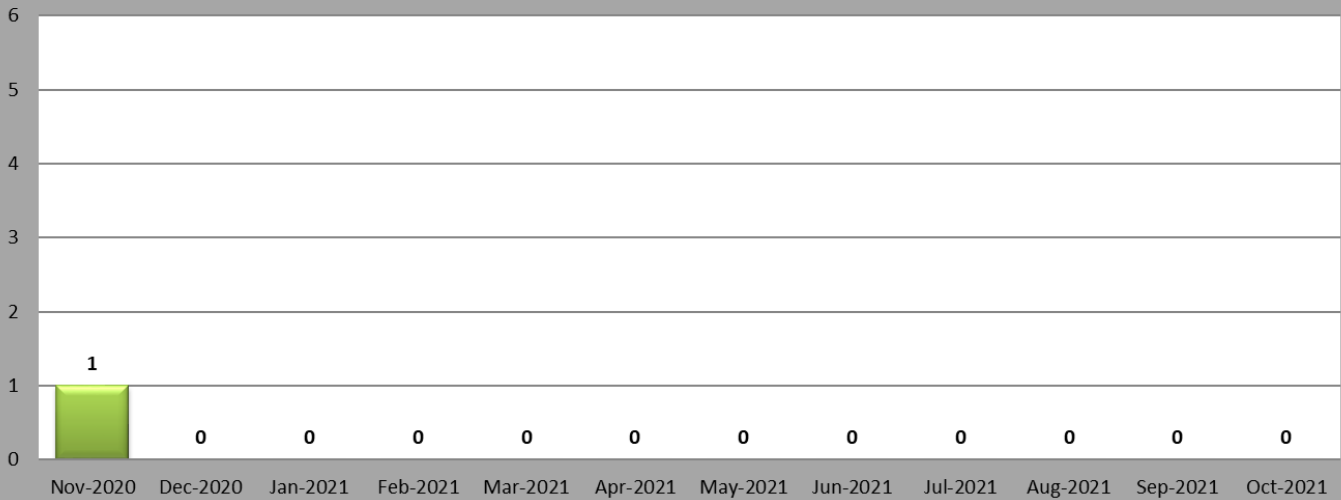
Data Source: Measure 5

	Nov-2020	Dec-2020	Jan-2021	Feb-2021	Mar-2021	Apr-2021	May-2021	Jun-2021	Jan-1900	Jan-1900	Sep-2021	Oct-2021
# of Children	0	0	0	0	0	0	0	0	0	0	0	0

**Data:** Data shown for the number of children will count some children more than once if their shelter stay extended from one month into the next. This Pinnacle Plan Measure was implemented 12/31/12. Automatic exceptions will be made for children in the following circumstances: If the child is part of a sibling set of 4 or more or a child placed with a minor parent who is also in DHS custody.

**Comments – December 2021:** In October 2021, 0 children age 0-1 year spent a total of 0 nights in the shelter. There were 1,532 children age 0-1 year in care in October 2021 and none of those children spent a night in the shelter (100% of children age 0-1 year). There were 94 children age 0-1 year removed during the month of October and none of the children had a shelter stay (100% of children in care age 0-1 year).

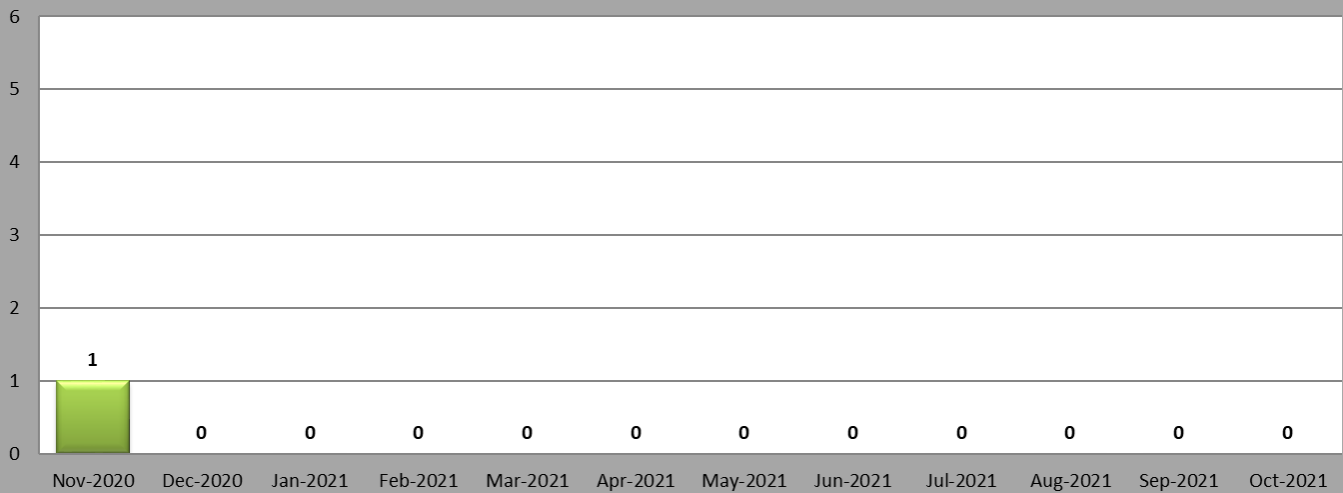
### 5.2: Monthly Shelter-Nights, Age 2-5 - October 2021



Data Source: Measure 5

	Nov-2020	Dec-2020	Jan-2021	Feb-2021	Mar-2021	Apr-2021	May-2021	Jun-2021	Jul-2021	Aug-2021	Sep-2021	Oct-2021
# of Nights	1	0	0	0	0	0	0	0	0	0	0	0

### 5.2: Monthly Children in Shelter, Age 2-5 - October 2021



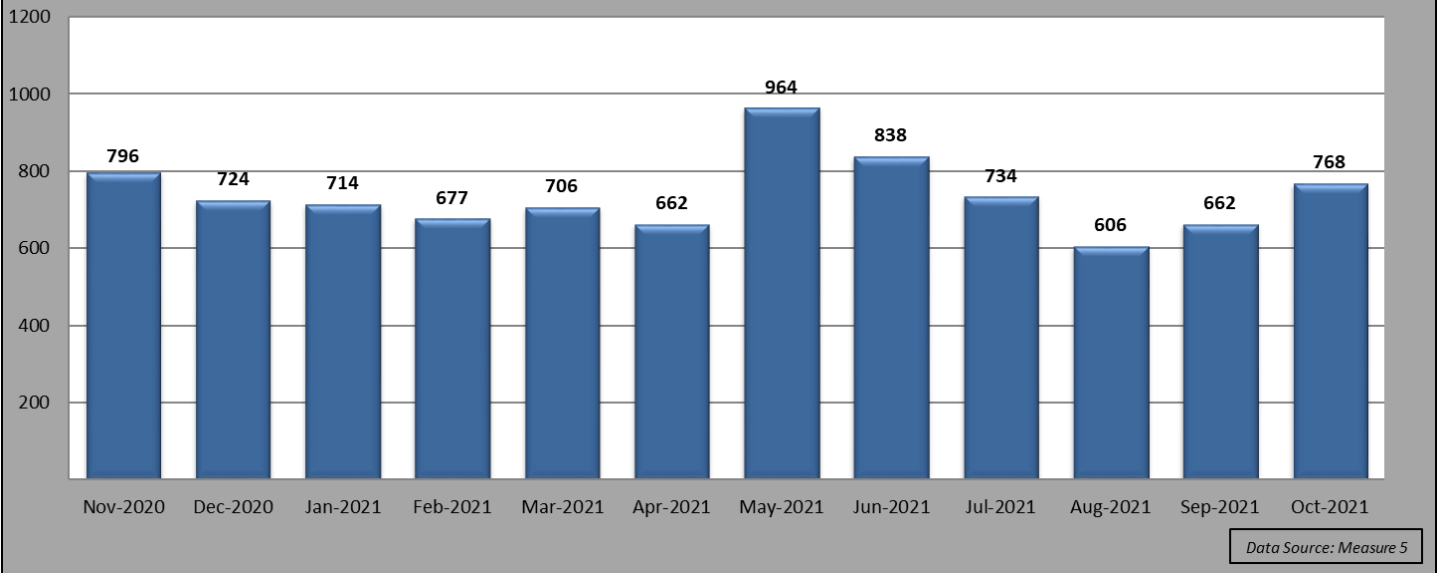
Data Source: Measure 5

	Nov-2020	Dec-2020	Jan-2021	Feb-2021	Mar-2021	Apr-2021	May-2021	Jun-2021	Jul-2021	Aug-2021	Sep-2021	Oct-2021
# of Children	1	0	0	0	0	0	0	0	0	0	0	0

**Data:** Data shown for the number of children will count some children more than once if their shelter stay extended from one month into the next. The Pinnacle Plan commitment to stop the use of shelters for children age 2-5 years was implemented on 7/1/13.

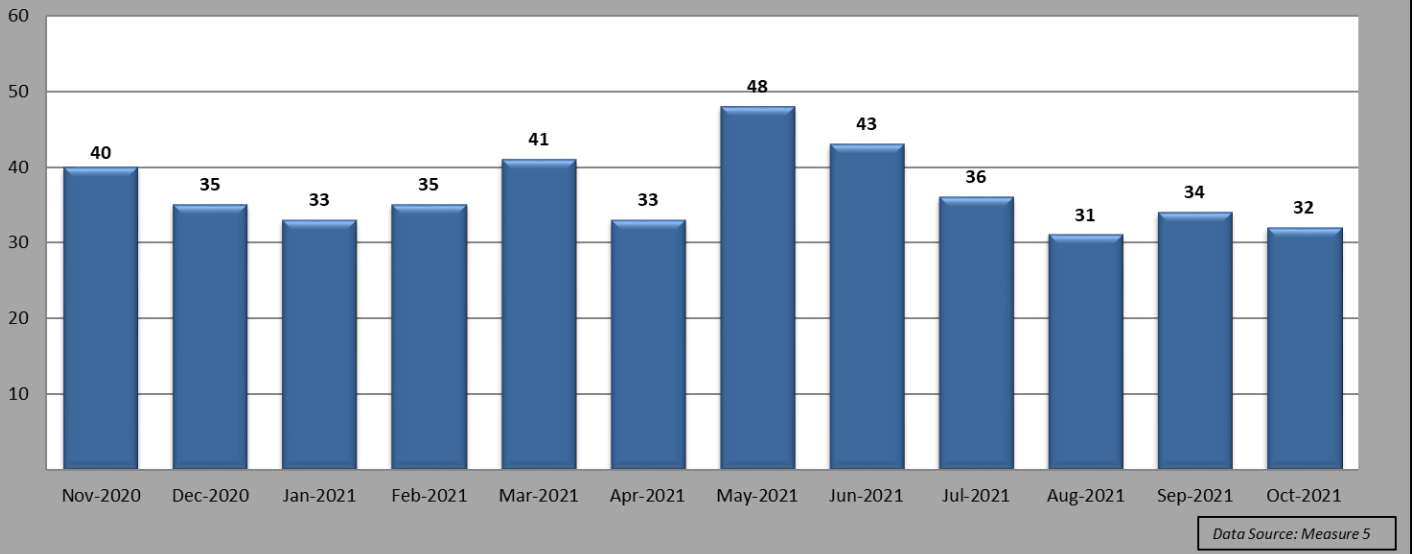
**Comments – December 2021:** In October 2021, 0 children age 2-5 years spent a total of 0 nights in the shelter. There were 2,332 children age 2-5 years in care in October 2021 and none of those children spent a night in the shelter (100% of children age 2- 5 years). There were 70 children age 2-5 years removed during the month of October and none of those children had a shelter stay (100% of children in care age 2-5 years).

### 5.3: Monthly Shelter-Nights, Age 6-12 - October 2021



	Nov-2020	Dec-2020	Jan-2021	Feb-2021	Mar-2021	Apr-2021	May-2021	Jun-2021	Jul-2021	Aug-2021	Sep-2021	Oct-2021
# of Nights	796	724	714	677	706	662	964	838	734	606	662	768

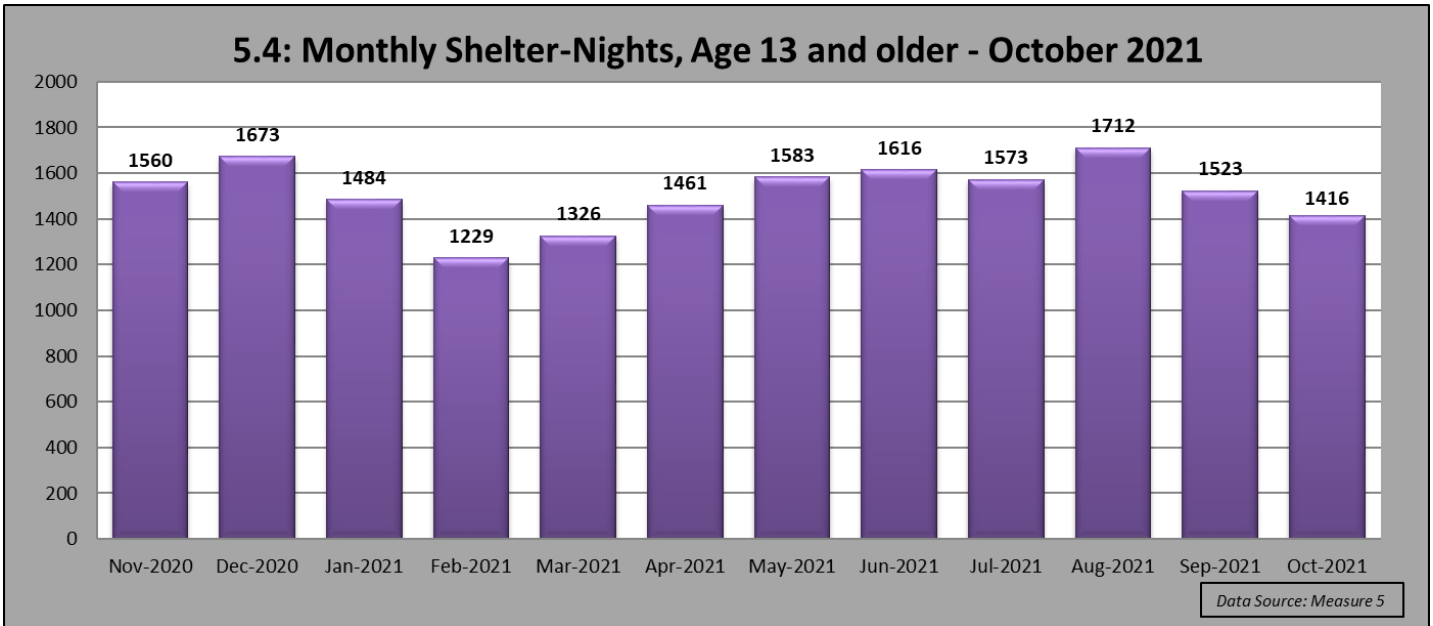
### 5.3: Monthly Children in Shelter, Age 6-12 - October 2021



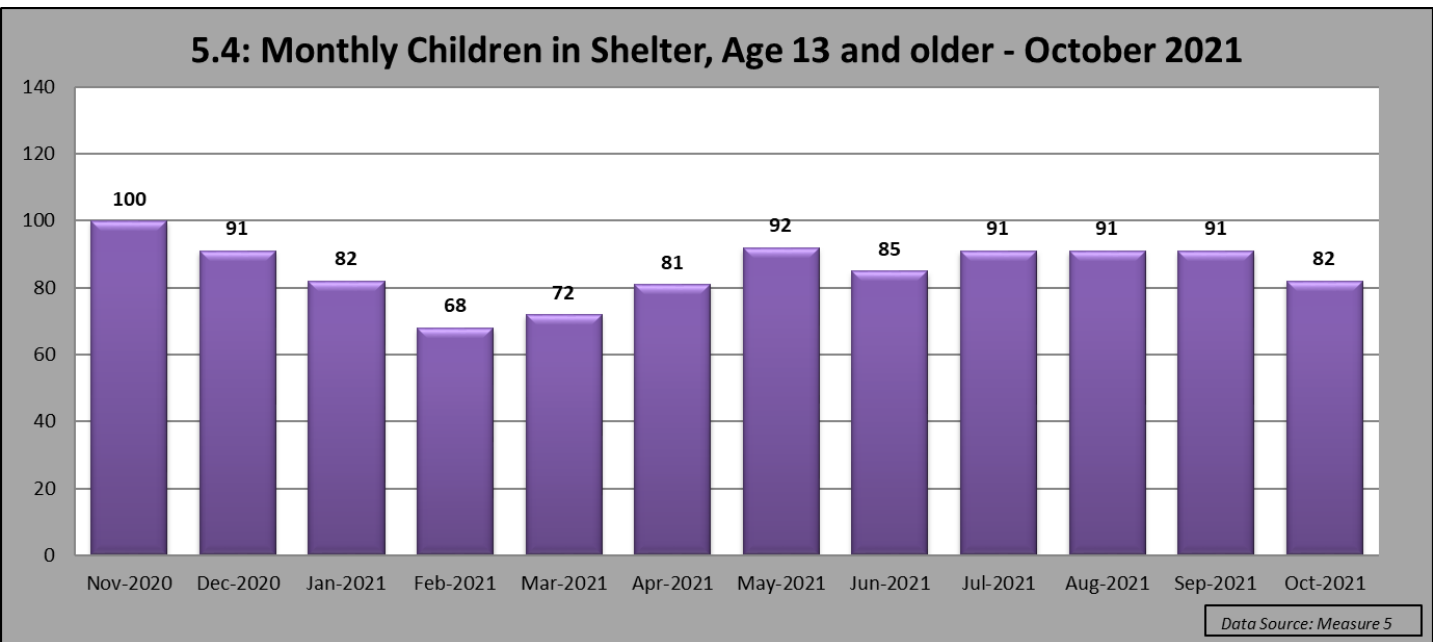
	Nov-2020	Dec-2020	Jan-2021	Feb-2021	Mar-2021	Apr-2021	May-2021	Jun-2021	Jul-2021	Aug-2021	Sep-2021	Oct-2021
# of Children	40	35	33	35	41	33	48	43	36	31	34	32

**Data:** Data shown for the number of children will count some children more than once if their shelter stay extended from one month into the next. The Pinnacle Plan commitment to stop the use of shelters for children age 6-12 years was fully implemented by 1/1/15.

**Comments – December 2021:** In October 2021, 32 children age 6-12 years spent a total of 768 nights in the shelter. There were 2,298 children age 6-12 years in care in October 2021 and 2,266 of those did not spend a night in the shelter (98.6% of children age 6-12 years). There were 76 children age 6-12 years removed in October and none of those children had a shelter stay (100% of children in care age 6-12 years).



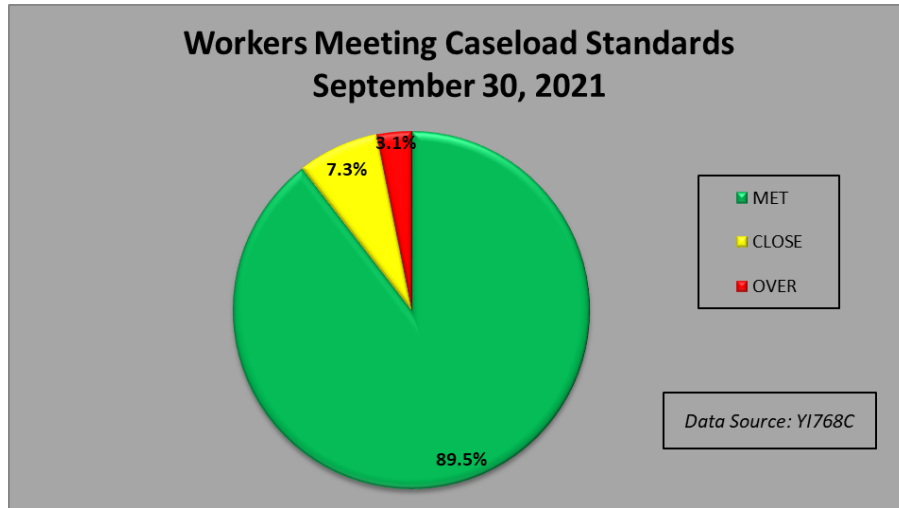
	Nov-2020	Dec-2020	Jan-2021	Feb-2021	Mar-2021	Apr-2021	May-2021	Jun-2021	Jul-2021	Aug-2021	Sep-2021	Oct-2021
# of Nights	1560	1673	1484	1229	1326	1461	1583	1616	1573	1712	1523	1416



	Nov-2020	Dec-2020	Jan-2021	Feb-2021	Mar-2021	Apr-2021	May-2021	Jun-2021	Jul-2021	Aug-2021	Sep-2021	Oct-2021
# of Children	100	91	82	68	72	81	92	85	91	91	91	82

**Data:** Data shown for the number of children will count some children more than once if their shelter stay extended from one month into the next.

**Comments – December 2021:** In October 2021, 82 children age 13 and older spent a total of 1,416 nights in the shelter. There were 1,236 children age 13-18 years in care in October 2021. Of those, 1,154 children did not spend a night in the shelter (93.4% of children in care age 13-18 years). There were 31 children age 13-18 years removed during the month of October and 25 of these children did not have a shelter stay (80.6% of children in care age 13-18 years).

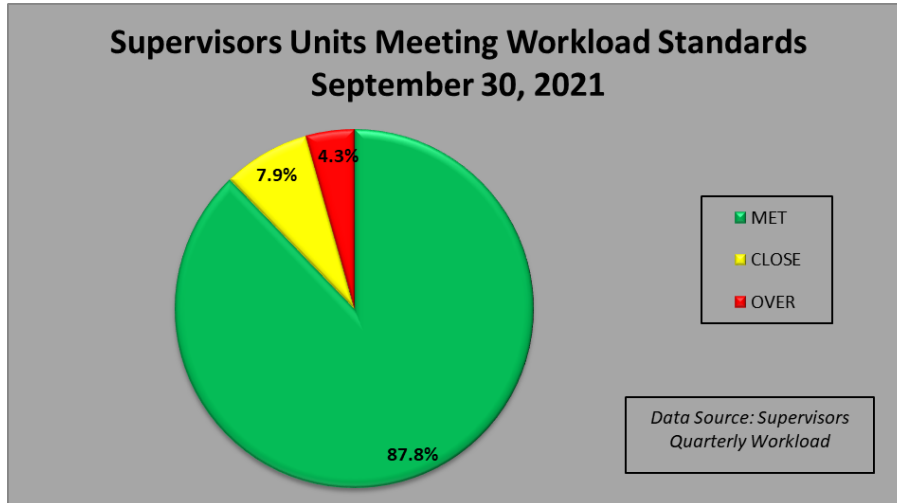


Quarterly Workload Standards Report July 1, 2021 - Sept 30, 2021				
Worker Type	Worker Days	% Met	% Close	% Over
ADOPTION SPECIALIST	4604	98.7%	1.2%	.2%
RESOURCE FAMILY SPECIALIST	17942	91.4%	8.5%	.1%
COMPREHENSIVE	4439	88.2%	8.3%	3.5%
PERMANENCY PLANNING	51224	90.6%	7.3%	2.1%
PREVENTIVE/VOLUNTARY	5755	96.0%	2.9%	1.1%
INVESTIGATION	36803	87.2%	9.4%	3.4%
RECRUITMENT	3364	100.0%	.0%	.0%
ATU / YTS	3662	87.8%	12.0%	.2%
<b>STATEWIDE TOTAL</b>	<b>127793</b>	<b>90.3%</b>	<b>7.6%</b>	<b>2.0%</b>

*Data Source: KIDS Data Quarterly Workload Summary Ending 10/7/21*

**Data:** Utilizing the standards set forth in the Pinnacle Plan, each individual type of case is assigned a weight and then the weights are added up in order to determine a worker’s caseload. The consolidated workload tracking process allows Oklahoma to factor in the worker’s “Workload Capacity.” A snapshot is taken every morning at 12:00 am of the workload of all Child Welfare workers. The entire workload of workers with a qualifying assignment to a case (CPS, PP, FCS, Adoption, and Resource) are calculated and compared against the caseload standards. The workload is classified as meeting standards if it is 100% or below a caseload. If the workload is over 100% but less than 120% of a caseload, it is considered to be “over but close”; otherwise the workload is considered to be over the standard. The measure tracks each worker - each day to determine if they meet the standard, and this is called a “worker day”. Work performed by Child Welfare Specialists, is broken into multiple categories. This measure will look specifically at Permanency Planning, Preventive/Voluntary, Investigation, Adoption, Resource Family Specialist, Recruitment, and Adoption Transition Unit Workers. For reporting purposes, the Quarterly totals will be included, as well as a point in time percentage of the number of workers “meeting,” “close,” and “over” workload standards on the last day of the reporting period.

**Comments – Oct 2021:** As of 9/30/21, using the point in time YI768C Workload data report, the percentage of Child Welfare Workers meeting the standard is 89.5%, with 7.3% being “Close”, and 3.1% “Over Standard”. Of the 1376 workers, 1232 workers were meeting workload standards, 101 workers were close, and 43 workers were over the standard. For the period of Jul 1, 2021 – Sept 30, 2021, the quarterly data shows that the percentage of Child Welfare Workers “meeting” the standard is 90.3%, with 7.6% being “Close”, and 2.0% “Over Standard.”



**Data:** This measure looks at Supervisor Units in regards to the worker standard per unit. There are two parts to determine if a supervisor unit meets the standard. First, the measure looks at the number of Child Welfare Workers each supervisor is currently supervising in their unit. The target is for each unit to have a ratio of 5 Child Welfare Workers to 1 Supervisor. If a Unit has a ratio of 5:1 or less, they are considered to meet the standard. Units are “Close” if they are 1-20% over with a ratio of 6:1. All Units with a ratio of 7:1 or over are considered “Over”. Each worker accounts for 0.2% of a supervisor’s workload capacity. Secondly, the measure looks at any of those supervisors who are currently supervising caseload carrying workers and also have primary assignments on their own workload. Because these workload assignments deduct from a supervisor’s capacity to supervise their workers, this additional caseload must be factored into the measurement. Initially a supervisor was allowed to carry up to two case assignments, and those case assignments would not be calculated into the total workload. Any additional assignments on a supervisor's caseload would then be calculated at the same case type weight as on the worker's caseload and then combined with the supervisor capacity, which includes the number of workers supervised. Beginning with the reporting period ending December 2019, supervisors were no longer allotted the one or two assignments that did not add to the overall workload total. All assigned, countable work is now calculated into the supervisor’s workload. With this combined calculation of the supervisor’s workload capacity, it is then determined how many of these supervisor units are meeting the workload standard. This information is based on KIDS ORG data and HRMD Data and is point in time as of the last date of the reporting period.

**Comments – Jul 2021:** The total number of Child Welfare Supervisor Units “Meeting the Standard” is 87.8%, with 7.9% being “Close”, and 4.3% “Over Standard”. There are 369 supervisor units with 324 units meeting the standard, 29 units close and 16 units over the standard.

Context Data		
Children in Out of Home Care Population Served October 2021 - 7,398 Children		
Age	# of Children	% of Total
0-1 Years	1532	20.7%
2-5 Years	2332	31.5%
6-12 Years	2298	31.1%
Over 13 Years	1236	16.7%
<b>TOTAL</b>	<b>7398</b>	<b>100.0%</b>
Race	# of Children	% of Total
White	3467	46.9%
African American	739	10.0%
Multi Race	2520	34.1%
Native American	656	8.9%
Pacific Islander / Asian	16	0.2%
<b>TOTAL</b>	<b>7398</b>	<b>100.00%</b>
<i>Hispanic</i>	<i>1366</i>	<i>18.5%</i>
*Note: Hispanic or Latino origin is not counted as a primary race		

