



OKLAHOMA
Human Services

PINNACLE PLAN MEASURES

MONTHLY SUMMARY REPORT

November 2022

PINNACLE PLAN MEASURES – MONTHLY SUMMARY REPORT – November 2022

The Department of Human Services (DHS) is committed to improving the safety, permanency, and well-being of children served by the child welfare system. Public reporting is critical to ensuring transparency and accountability of the current performance on the measures included in the Pinnacle Plan. The OKDHS Metrics, Baselines, and Targets Agreement - 3/7/13 outlines how the outcomes and other indicators are to be measured and reported. Monthly, Quarterly, and Semi-Annual Reports will be made published on the OKDHS Infonet and made available to the public.

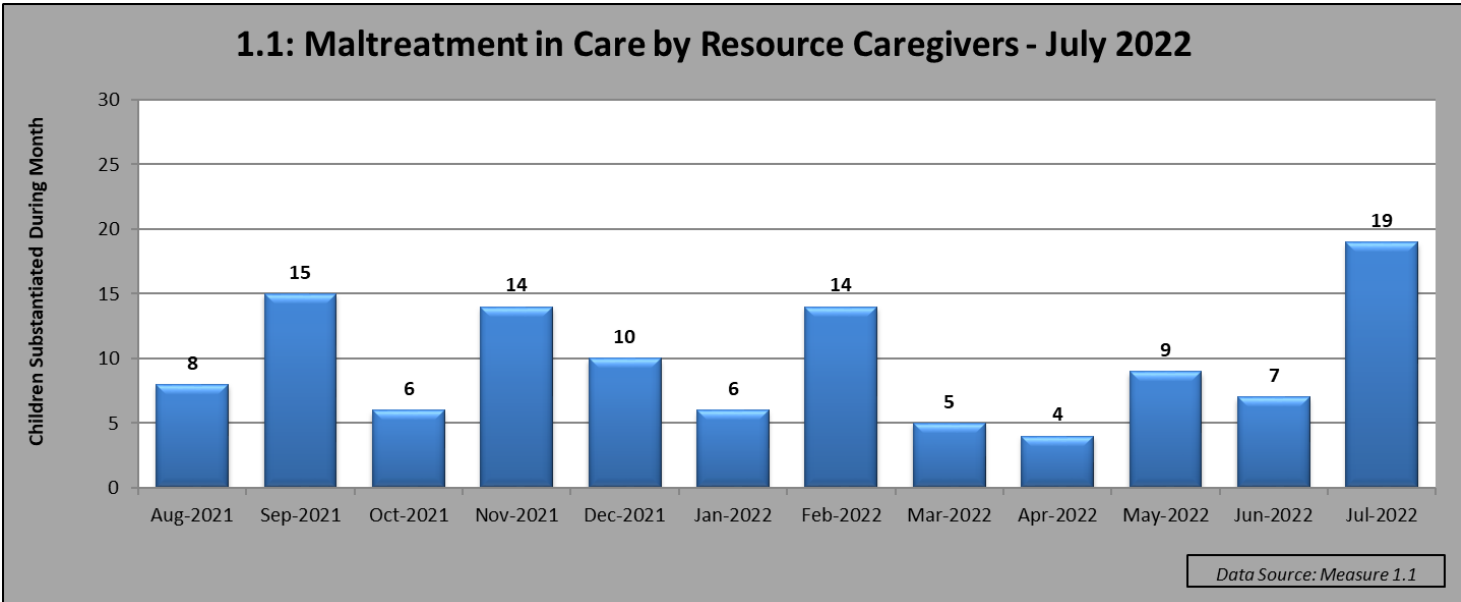
Oklahoma is committed to good faith efforts and positive trending toward the goals outlined in the plan. Each monthly report will include four performance areas, comprised of ten specific metric elements. These are: Foster Care Safety, Counts for New Foster Homes and TFC homes, Worker Contacts, and Shelter Usage. The demographics of children served during the reporting period are included in monthly and semi-annual reports as context data. This information is provided to assist in understanding the population being served by the child welfare system.

Beginning with the August 2014 Monthly Report, there has been a decrease in the lag time to 30 days from the end of the reporting period to the time that the data is reported on Measure 2 – Resource Homes, Measure 3 – Frequency of Worker Contacts, and Measure 5 – Shelter Use. There will continue to be a 90-day lag time on Measure 1 – Foster Care Safety to allow time for the Program Review Process to be completed.

OKDHS was the first state agency to have a federally approved Statewide Automated Child Welfare Information System (KIDS System) and continually strives for high quality data. **The data in this report is subject to change due to ongoing data entry, changes in policy, changes in practice, and changes in definitions, and/or data quality issues that may be discovered through the process.**

If you have questions or feedback regarding the Pinnacle Plan, please email us at dhs.childwelfareplan@okdhs.org

Pinnacle Measure		Pinnacle Plan Measures - Monthly Summary Report - November 2022					
		Name	Description	Period Ending	Monthly Count		
					# of Victims - July		
Foster Care Safety	1.1	Maltreatment in Care by Resource Caregivers	Of all children in foster care during the reporting period, the number of victims of substantiated or indicated maltreatment (abuse and/or neglect) by foster parent or facility staff member.	7/31/2022	19 Children		
	1.2	Maltreatment in Care by Parents	Of all children in foster care during the reporting period, the number of victims of substantiated or indicated maltreatment (abuse and/or neglect) by a parent.	7/31/2022	3 Children		
					September Total	SFY23 Total to Date	
Resource Homes	2.1	New Family Foster Care Homes	Newly approved Foster Homes	9/30/2022	32	91 Foster Homes	
	2.3	New Therapeutic Foster Homes	Newly approved Therapeutic Foster Homes (TFC and ITFC)	9/30/2022	2	10 TFC/ ITFC Homes	
					Contacts Made	Contacts Required	% Contacts Made
Worker Contacts	3.1	Frequency of Worker Contacts	The percentage of the total minimum number of required monthly face-to-face contacts that took place during the reporting period between case workers and children in foster care for at least 1 calendar month during the reporting period.	9/30/2022	6,183	6,306	98.0%
	3.2	Frequency of Primary Worker Contacts	The percentage of the total minimum number of required monthly face-to-face contacts that took place during the reporting period between primary caseworkers and children in foster care for at least 1 calendar month during the reporting period.	9/30/2022	5,741	6,126	93.7%
					September Total	6 Month Total - NIGHTS	
Shelter Use	5.1	Shelter Use Age 0-1 Years	The number of child-nights during the past six months involving children under age 2 years.	9/30/2022	0 Nights 0 Children	0 Nights	
	5.2	Shelter Use Age 2-5 Years	The number of child-nights during the past six months involving children age 2 years to 5 years.	9/30/2022	0 Nights 0 Children	0 Nights	
	5.3	Shelter Use Age 6-12 Years	The number of child-nights during the past six months involving children age 6 years to 12 years.	9/30/2022	660 Nights 40 Children	4,490 Nights	
	5.4	Shelter Use Age 13 and Over	The number of child-nights during the past six months involving children age 13 years or older.	9/30/2022	1,802 Nights 98 Children	10,782 Nights	
Caseloads	7.1	Worker Caseloads	The percentage of all Child Welfare Workers that meet caseload standards, are close to meeting workload standards, and are over workload standards. (Point in Time as last day of Quarter and Quarterly Total)	Quarterly Report: 7/1/2022- 9/30/2022	% of Workers that Meet Standard	1-20% Above Standard	>20% Above Standard
			88.0%		7.1%	4.9%	
		Supervisor Ratios - Statewide the number of Child Welfare Workers in respect to the number of supervisors.	% of Supervisors that Meet Standard		1-20% Above Standard	>20% Above Standard	
			93.1%		5.8%	1.1%	
Context Data		Demographical Information on Children In Care, including age and race		NOTE:** This is not a Pinnacle Plan Measure. Demographical Data Only			

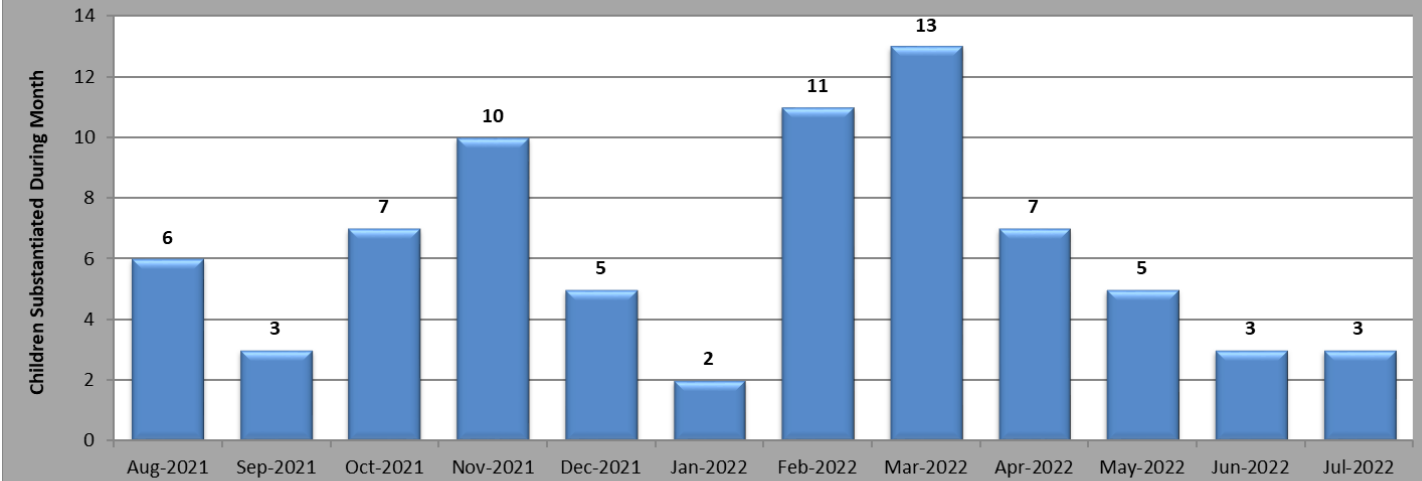


	Aug-2021	Sep-2021	Oct-2021	Nov-2021	Dec-2021	Jan-2022	Feb-2022	Mar-2022	Apr-2022	May-2022	Jun-2022	Jul-2022
# of Substantiations	8	15	6	14	10	6	14	5	4	9	7	19

Data: The Maltreatment in Care Measure by Resource Caregiver incorporates a 90-day delay from the time the investigation is complete to the report date. This delay allows for further review which may result in changes in the findings. All substantiations on children in Out of Home Care will go through an automatic Program Review. The data reported reflects substantiations in the month that the investigation was completed and not necessarily in the month that the abuse or neglect occurred. This measure includes all children placed in traditional foster care homes, kinship homes (relative or non-relative), therapeutic foster care homes, group homes, shelters, and residential facilities. This measure also includes children substantiated of maltreatment by the Office of Client Advocacy while placed in institutional settings. Every time a child is a substantiated as a victim, that child will be counted in the monthly reporting. Children who are victimized more than once will be counted in each month their victimization is substantiated. Note: This is different from the federal metric, which counts each child only once, even if a child is victimized more than once in the course of a year.

Comments – November 2022:
 For the month of July 2022 there were a total of 19 substantiations of Maltreatment while in Out of Home Care. These victims were reported in 8 referrals for children in foster care and 1 referral for children in OCA placements. Of the 19 children, 7 were placed in CW Foster Family Care homes, 6 were placed in Kinship/Relative Foster Family Care homes, 4 were placed in Kinship/Non-Relative Foster Care homes, 1 was placed in a Therapeutic Foster Care home, and 1 was in an OCA-Detention center. Of the 19 substantiated victims in July 2022, 14 had a substantiated finding of threat of harm only.

1.2: Maltreatment In Care by Parents - July 2022



Data Source: Measure 1.2

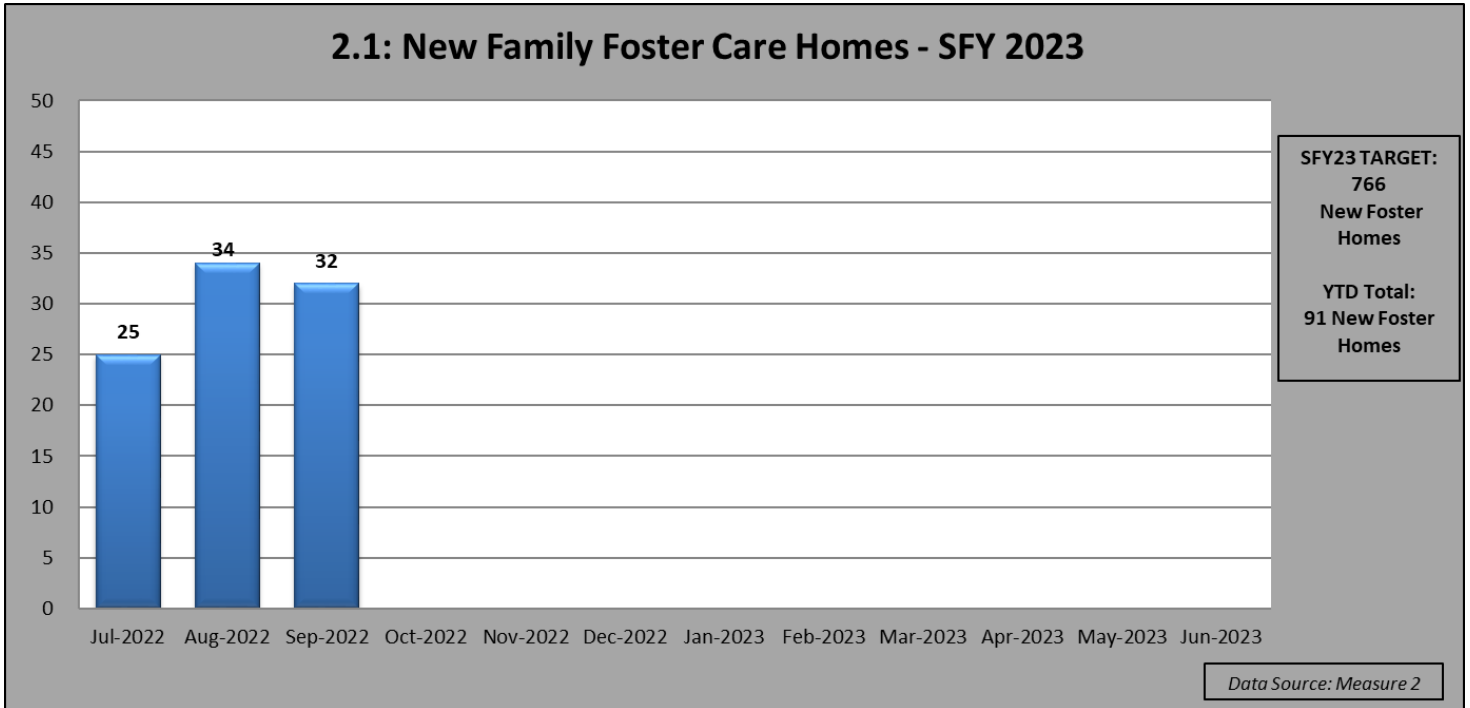
	Aug-2021	Sep-2021	Oct-2021	Nov-2021	Dec-2021	Jan-2022	Feb-2022	Mar-2022	Apr-2022	May-2022	Jun-2022	Jul-2022
# of Substantiations	6	3	7	10	5	2	11	13	7	5	3	3

Data: The Maltreatment in Care by Parents measure incorporates a 90-day delay from the time the investigation is complete to the report date. This delay allows for further review which may result in changes in the findings. The data reflects substantiations in the month that the investigation was completed and not necessarily in the month that the abuse or neglect occurred.

Beginning with the November 2013 report, every time a child is a victim, that child will be counted. Children who are victimized more than once will be counted in each month their victimization is substantiated. Note: This is different from the federal metric, which counts each child only once, even if a child is victimized more than once in the course of a year. Also, children who are disclosing abuse that occurred prior to coming into DHS custody will not be included in the count of monthly victims.

Comments – November 2022:

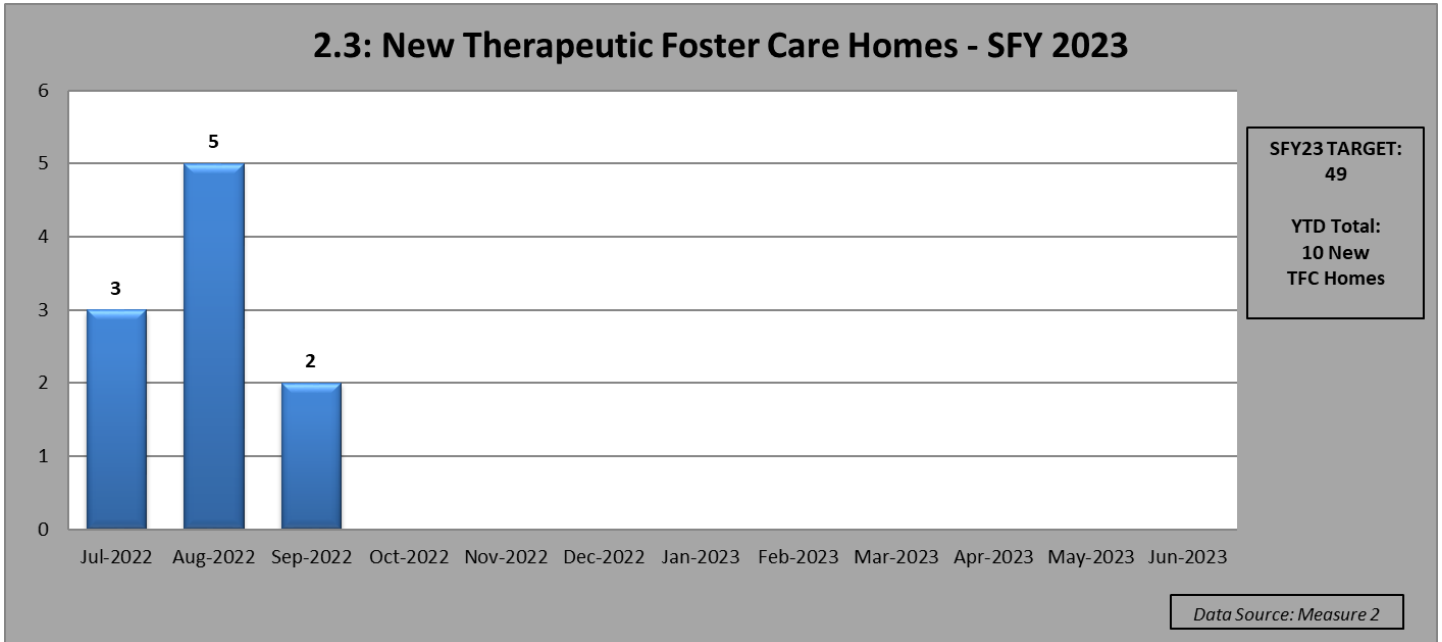
For the month of July 2022, there were 3 substantiations of abuse by parents of children in out of home care. These 3 victims were reported in 3 referrals. All three children were in trial reunification. Of the 3 substantiated victims in July 2022, 2 had a substantiated finding of threat of harm only.



	Jul-2022	Aug-2022	Sep-2022	Oct-2022	Nov-2022	Dec-2022	Jan-2023	Feb-2023	Mar-2023	Apr-2023	May-2023	Jun-2023	Total
# of New FFC Homes	25	34	32										91

Data: Total Count of New Foster Homes includes all Foster Family Homes and Supported Foster Homes by month that they were opened using the agreed upon criteria. (This does not include Kinship or Tribal Homes.) The target for SFY23 is 766 new foster homes.

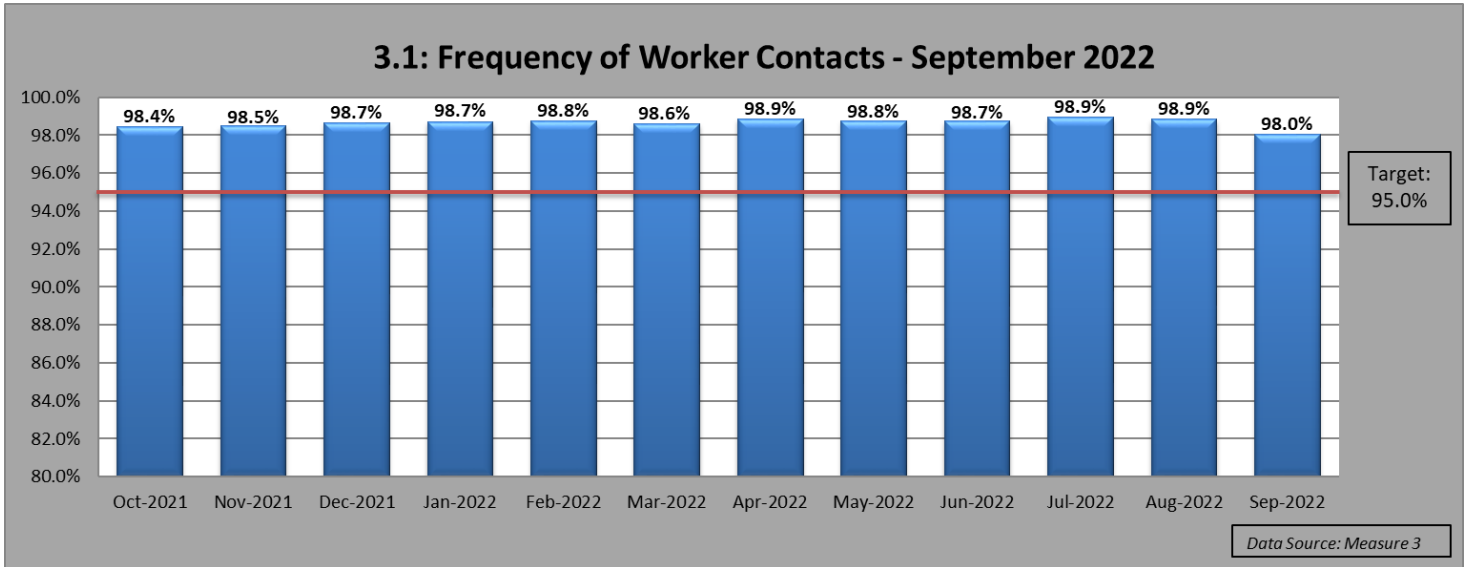
Comments – November 2022: In September 2022, there were 32 foster homes opened that met the Pinnacle Plan criteria to be counted as new at the time of reporting. As of 9/31/22, there were a total of 91 new homes for SFY23. The Foster Family Care net gain as of 9/31/22 was -90 homes. The net gain target for SFY23 is 49 homes.



	Jul-2022	Aug-2022	Sep-2022	Oct-2022	Nov-2022	Dec-2022	Jan-2023	Feb-2023	Mar-2023	Apr-2023	May-2023	Jun-2023	Total
# of New TFC Homes	3	5	2										10

Data: Total Count of New Therapeutic Foster Homes includes all new TFC Homes, by month that they were opened using the agreed upon criteria. The target for new TFC Homes in SFY23 is 49 new TFC homes.

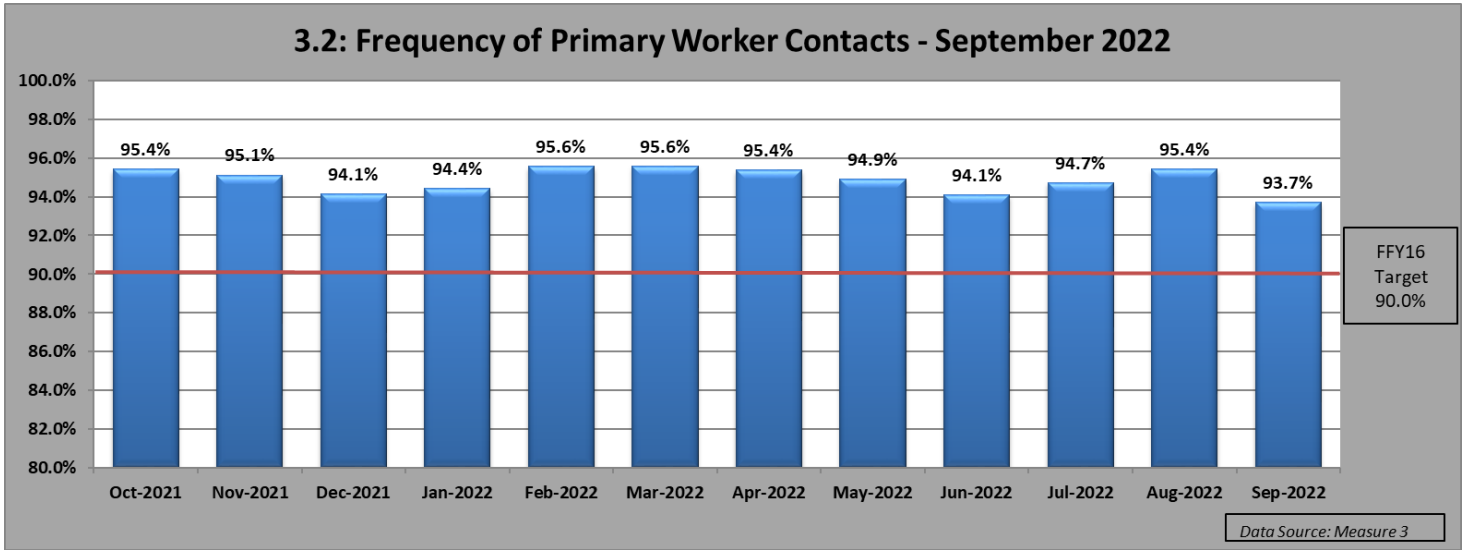
Comments – November 2022: In September 2022, 1 new TFC home and 1 new ITFC home opened for a total of 2 new therapeutic homes during the month. As of 9/31/22, there were a total of 10 new TFC and ITFC homes for SFY23. The TFC net gain as of 9/31/22 was 1 home for SFY23. The Net Gain target for SFY23 is 19 homes.



	Oct-2021	Nov-2021	Dec-2021	Jan-2022	Feb-2022	Mar-2022	Apr-2022	May-2022	Jun-2022	Jul-2022	Aug-2022	Sep-2022
Contacts Made by Any Worker	6693	6679	6520	6566	6532	6406	6428	6376	6339	6294	6198	6183
Minimum Contacts Required	6800	6781	6609	6651	6614	6496	6502	6455	6420	6362	6270	6306
% Made	98.4%	98.5%	98.7%	98.7%	98.8%	98.6%	98.9%	98.8%	98.7%	98.9%	98.9%	98.0%

Data: The Data reflects the total number of required visits due to children in Out of Home Care and the number of total required visits made for a given month. Only one visit per month is counted even though multiple visits may have been made during the month.

Comments – November 2022: The visitation rate for all worker visits in September 2022 was 98.0%.

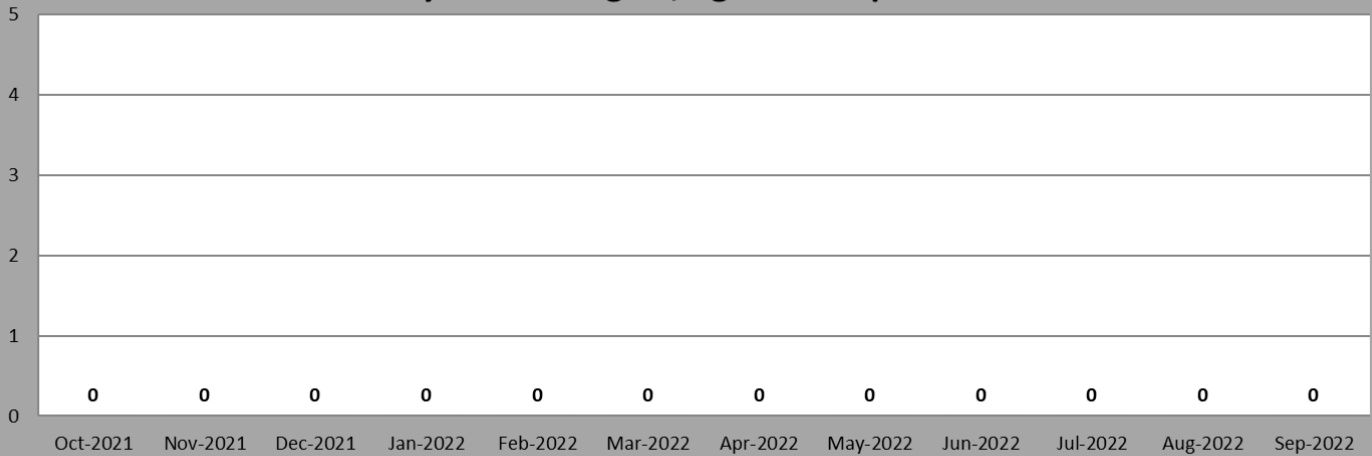


	Oct-2021	Nov-2021	Dec-2021	Jan-2022	Feb-2022	Mar-2022	Apr-2022	May-2022	Jun-2022	Jul-2022	Aug-2022	Sep-2022
Contacts Made by Primary Worker	6286	6254	6017	6075	6109	5998	5997	5920	5845	5841	5806	5741
Minimum Contacts Required	6588	6575	6391	6434	6392	6275	6287	6237	6212	6166	6085	6126
% Made	95.4%	95.1%	94.1%	94.4%	95.6%	95.6%	95.4%	94.9%	94.1%	94.7%	95.4%	93.7%

Data: The Data reflects the total number of required visits due to children in Out of Home Care and the number of total required visits made by the primary assigned worker for a given month. Only one visit per month by the primary worker is counted even though multiple visits may have been made by multiple workers during the month. Beginning in October 2015, the target for FFY16 is 90.0%.

Comments – November 2022: The worker visitation rate for primary workers in September 2022 was 93.7%.

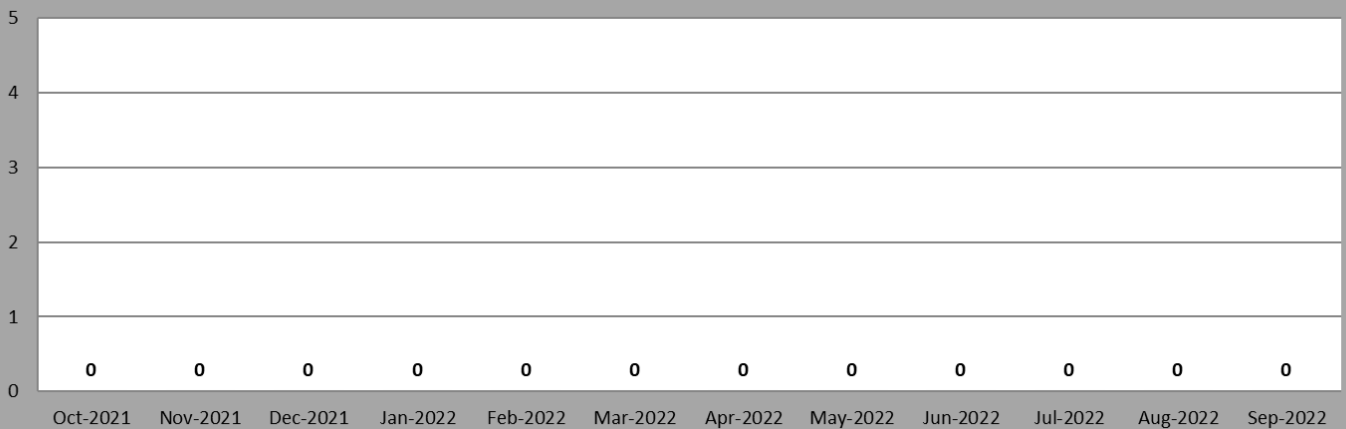
5.1: Monthly Shelter-Nights, Age 0-1 - September 2022



Data Source: Measure 5

	Oct-2021	Nov-2021	Dec-2021	Jan-2022	Feb-2022	Mar-2022	Apr-2022	May-2022	Jun-2022	Jul-2022	Aug-2022	Sep-2022
# of Nights	0	0	0	0	0	0	0	0	0	0	0	0

5.1: Monthly Children in Shelter, Age 0-1 - September 2022



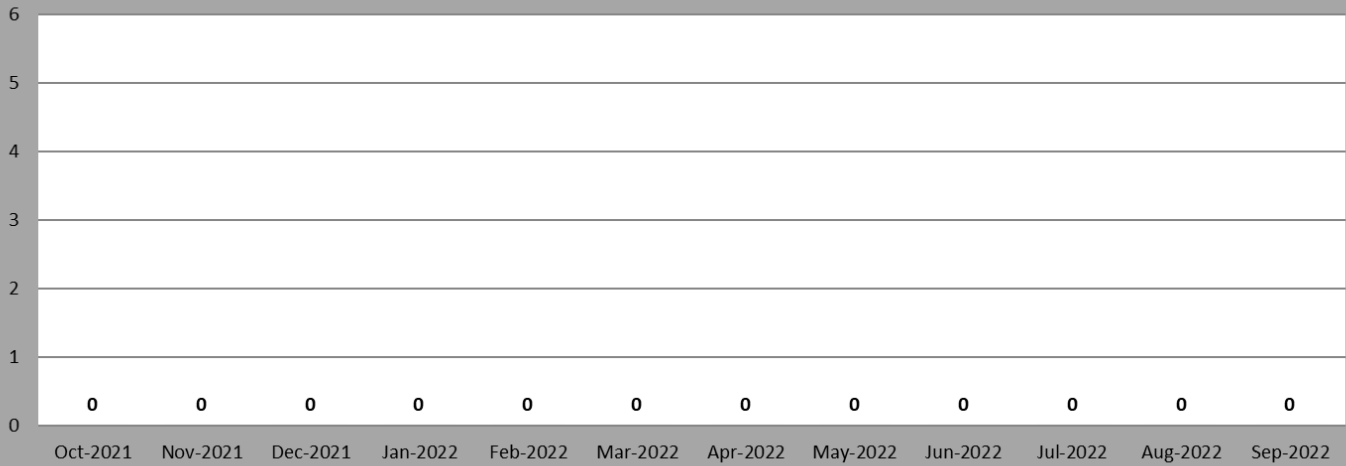
Data Source: Measure 5

	Oct-2021	Nov-2021	Dec-2021	Jan-2022	Feb-2022	Mar-2022	Apr-2022	May-2022	Jan-1900	Jan-1900	Aug-2022	Sep-2022
# of Children	0	0	0	0	0	0	0	0	0	0	0	0

Data: Data shown for the number of children will count some children more than once if their shelter stay extended from one month into the next. This Pinnacle Plan Measure was implemented 12/31/12. Automatic exceptions will be made for children in the following circumstances: If the child is part of a sibling set of 4 or more or a child placed with a minor parent who is also in DHS custody.

Comments – November 2022: In September 2022, 0 children age 0-1 year spent a total of 0 nights in the shelter. There were 1,420 children age 0-1 year in care in September 2022 and none of those children spent a night in the shelter (100% of children age 0-1 year). There were 108 children age 0-1 year removed during the month of September and none of the children had a shelter stay (100% of children in care age 0-1 year).

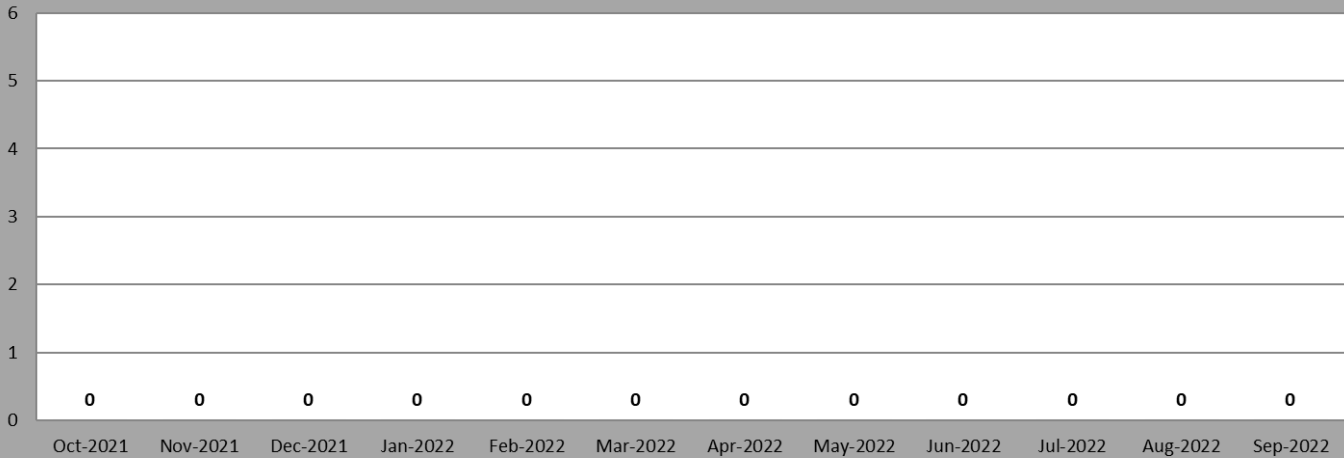
5.2: Monthly Shelter-Nights, Age 2-5 - September 2022



Data Source: Measure 5

	Oct-2021	Nov-2021	Dec-2021	Jan-2022	Feb-2022	Mar-2022	Apr-2022	May-2022	Jun-2022	Jul-2022	Aug-2022	Sep-2022
# of Nights	0	0	0	0	0	0	0	0	0	0	0	0

5.2: Monthly Children in Shelter, Age 2-5 - September 2022

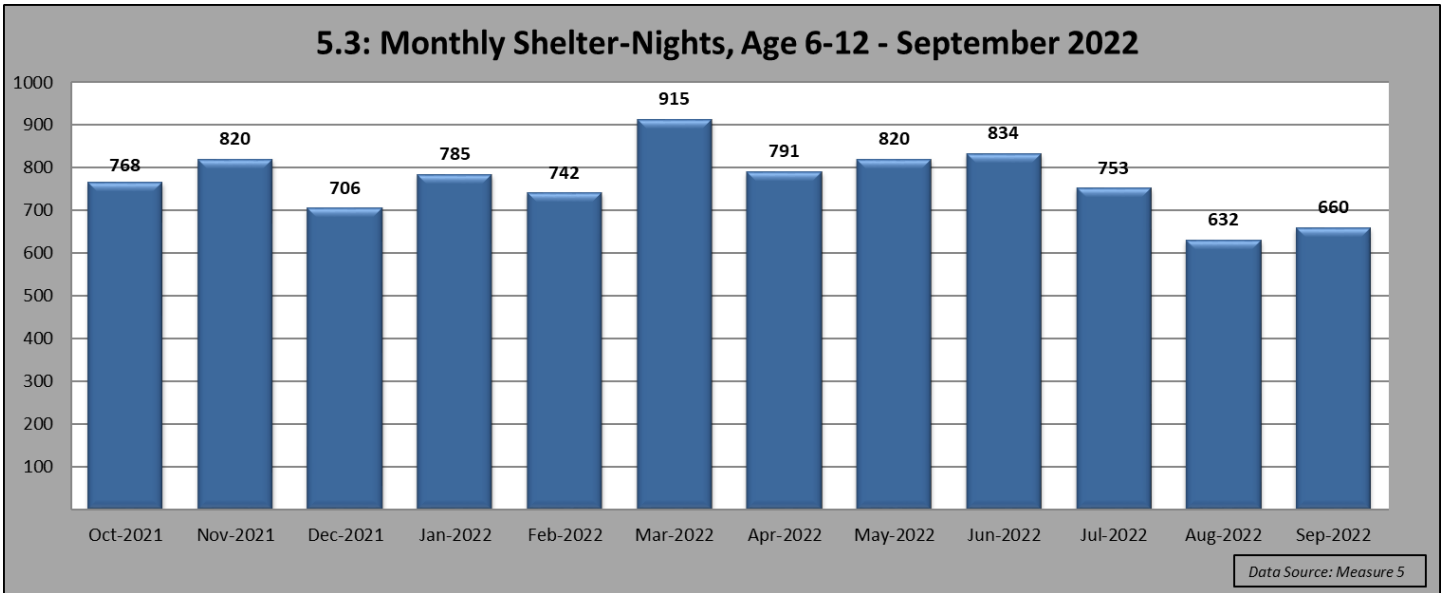


Data Source: Measure 5

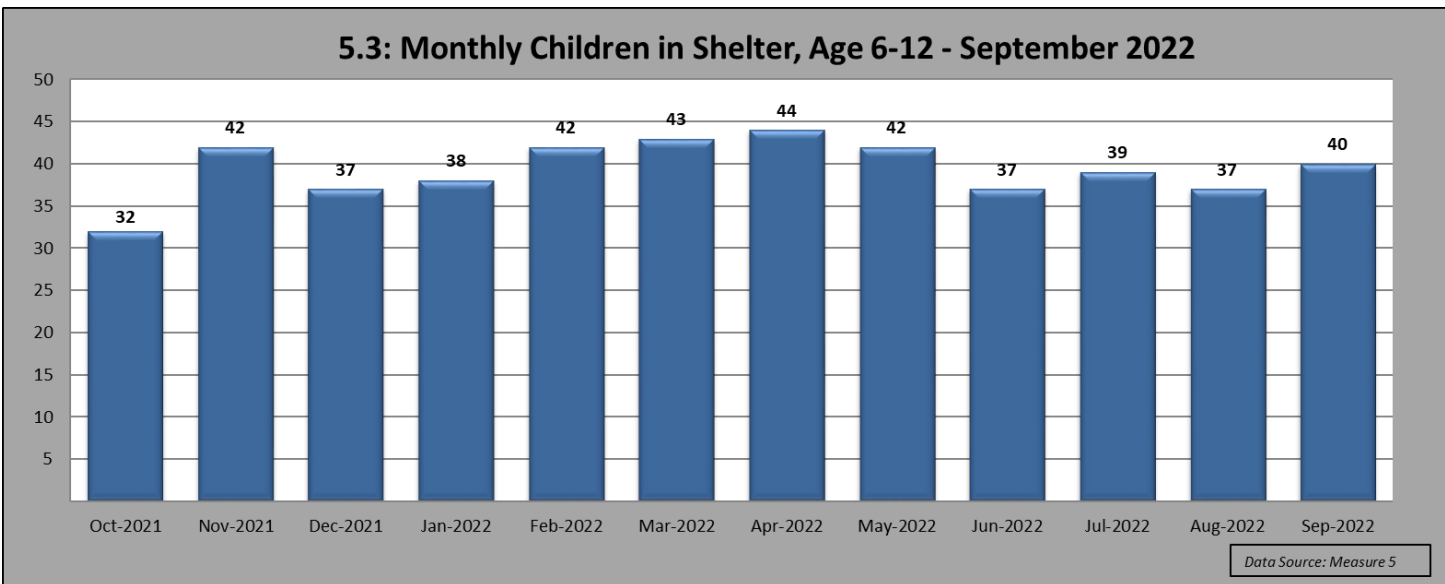
	Oct-2021	Nov-2021	Dec-2021	Jan-2022	Feb-2022	Mar-2022	Apr-2022	May-2022	Jun-2022	Jul-2022	Aug-2022	Sep-2022
# of Children	0	0	0	0	0	0	0	0	0	0	0	0

Data: Data shown for the number of children will count some children more than once if their shelter stay extended from one month into the next. The Pinnacle Plan commitment to stop the use of shelters for children age 2-5 years was implemented on 7/1/13.

Comments – November 2022: In September 2022, 0 children age 2-5 years spent a total of 0 nights in the shelter. There were 2,113 children age 2-5 years in care in September 2022 and none of those children spent a night in the shelter (100% of children age 2- 5 years). There were 99 children age 2-5 years removed during the month of September and none of those children had a shelter stay (100% of children in care age 2-5 years).



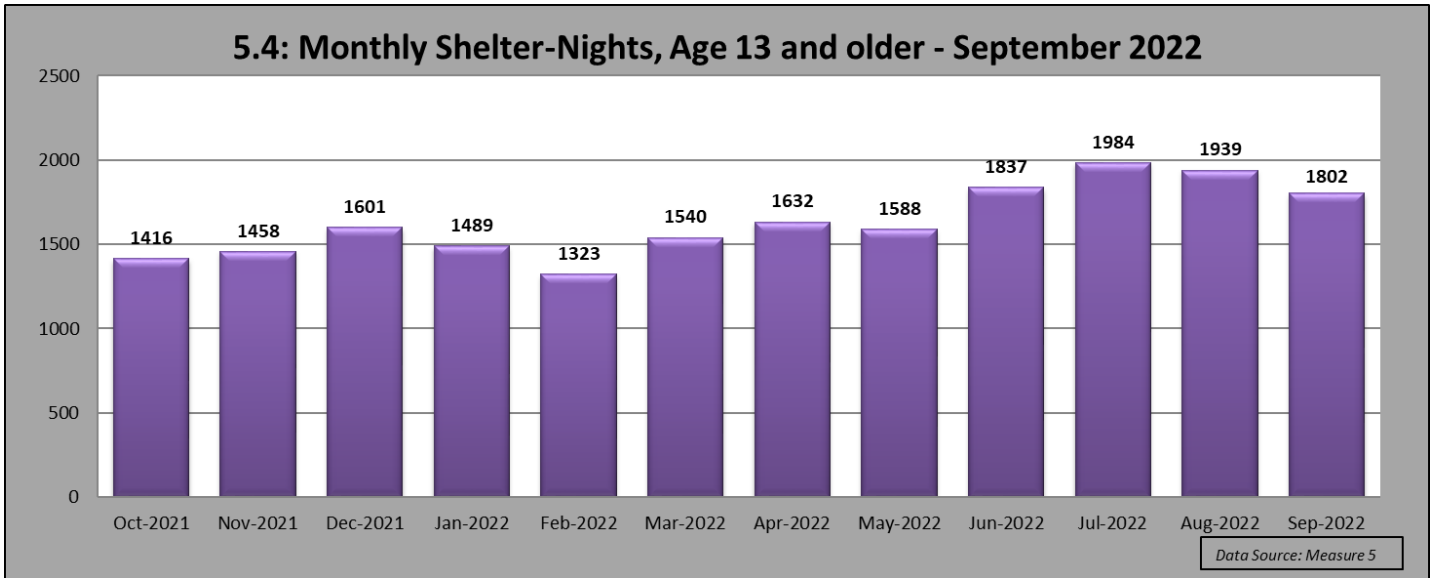
	Oct-2021	Nov-2021	Dec-2021	Jan-2022	Feb-2022	Mar-2022	Apr-2022	May-2022	Jun-2022	Jul-2022	Aug-2022	Sep-2022
# of Nights	768	820	706	785	742	915	791	820	834	753	632	660



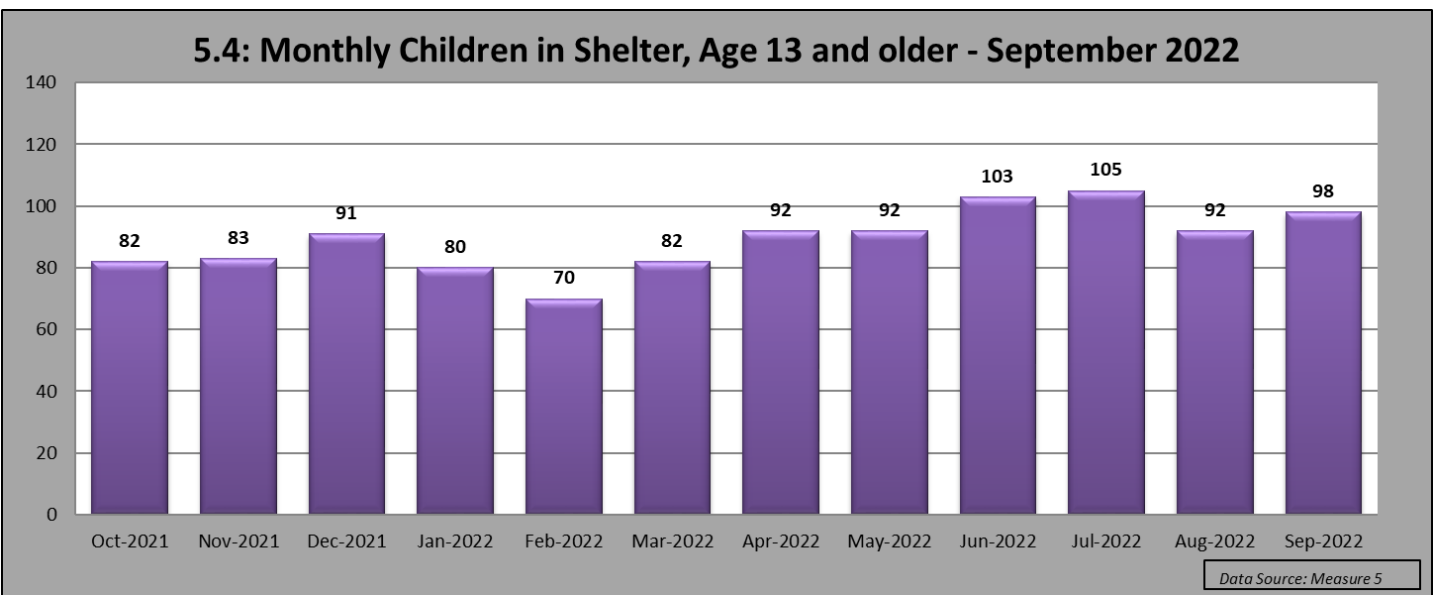
	Oct-2021	Nov-2021	Dec-2021	Jan-2022	Feb-2022	Mar-2022	Apr-2022	May-2022	Jun-2022	Jul-2022	Aug-2022	Sep-2022
# of Children	32	42	37	38	42	43	44	42	37	39	37	40

Data: Data shown for the number of children will count some children more than once if their shelter stay extended from one month into the next. The Pinnacle Plan commitment to stop the use of shelters for children age 6-12 years was fully implemented by 1/1/15.

Comments – November 2022: In September 2022, 40 children age 6-12 years spent a total of 660 nights in the shelter. There were 2,170 children age 6-12 years in care in September 2022 and 2,130 of those did not spend a night in the shelter (98.2% of children age 6-12 years). There were 106 children age 6-12 years removed in September and 97 of those children did not have a shelter stay (91.5% of children in care age 6-12 years).



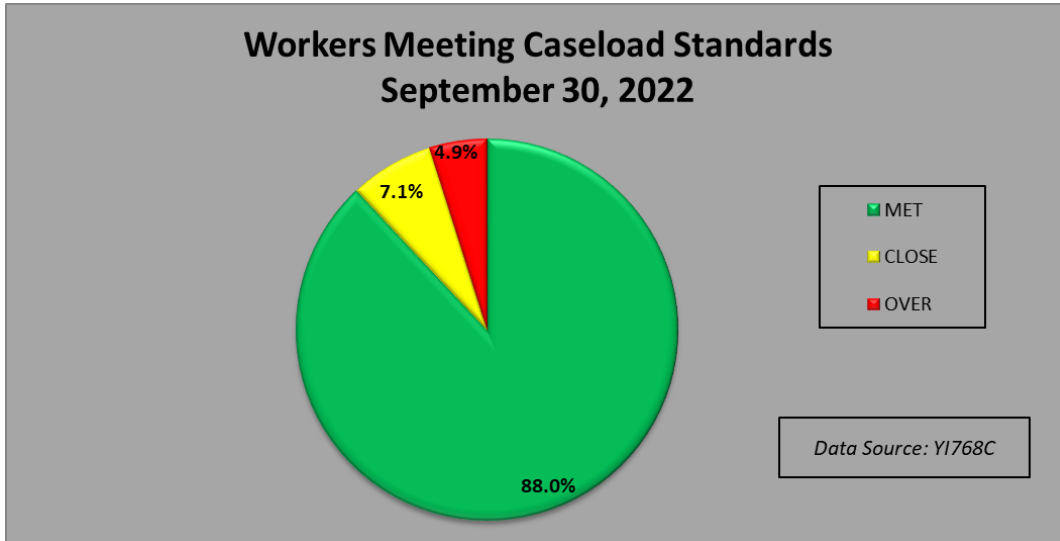
	Oct-2021	Nov-2021	Dec-2021	Jan-2022	Feb-2022	Mar-2022	Apr-2022	May-2022	Jun-2022	Jul-2022	Aug-2022	Sep-2022
# of Nights	1416	1458	1601	1489	1323	1540	1632	1588	1837	1984	1939	1802



	Oct-2021	Nov-2021	Dec-2021	Jan-2022	Feb-2022	Mar-2022	Apr-2022	May-2022	Jun-2022	Jul-2022	Aug-2022	Sep-2022
# of Children	82	83	91	80	70	82	92	92	103	105	92	98

Data: Data shown for the number of children will count some children more than once if their shelter stay extended from one month into the next.

Comments – November 2022: In September 2022, 98 children age 13 and older spent a total of 1,802 nights in the shelter. There were 1,262 children age 13-18 years in care in September 2022. Of those, 1,164 children did not spend a night in the shelter (92.2% of children in care age 13-18 years). There were 63 children age 13-18 years removed during the month of September and 46 of these children did not have a shelter stay (73.0% of children in care age 13-18 years).

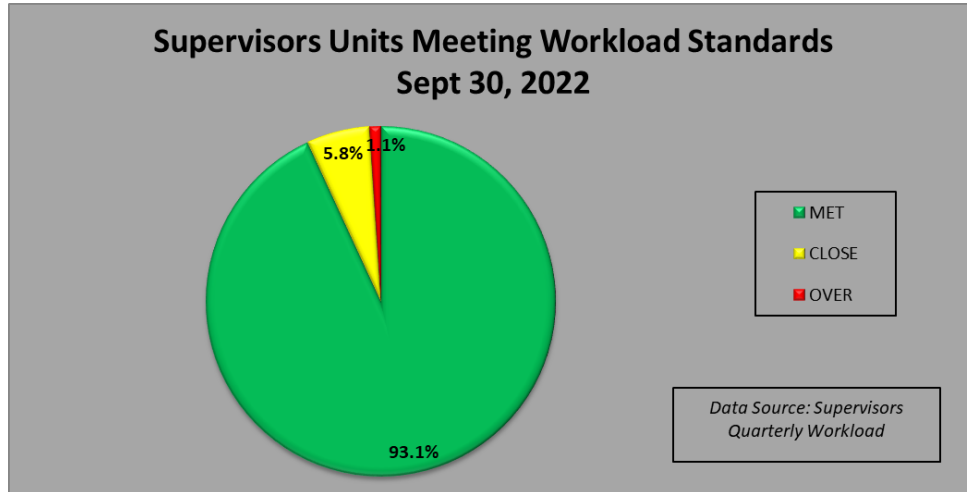


Quarterly Workload Standards Report				
July 1, 2022 - September 30, 2022				
Worker Type	Worker Days	% Met	% Close	% Over
ADOPTION SPECIALIST	4138	94.7%	5.3%	.0%
RESOURCE FAMILY SPECIALIST	15924	95.4%	4.6%	.0%
COMPREHENSIVE	3649	92.7%	6.2%	1.1%
PERMANENCY PLANNING	48044	93.9%	4.7%	1.3%
PREVENTIVE/VOLUNTARY	4589	98.6%	1.4%	.0%
INVESTIGATION	32315	88.9%	8.0%	3.2%
RECRUITMENT	2763	100.0%	.0%	.0%
YTS	3323	89.4%	10.6%	.0%
TOTAL	114745	92.9%	5.6%	1.5%

Data Source: Quarterly Workload Summary, Run Date 10/1/22

Data: Utilizing the standards set forth in the Pinnacle Plan, each individual type of case is assigned a weight and then the weights are added up in order to determine a worker’s caseload. The consolidated workload tracking process allows Oklahoma to factor in the worker’s “Workload Capacity.” A snapshot is taken every morning at 12:00 am of the workload of all Child Welfare workers. The entire workload of workers with a qualifying assignment to a case (CPS, PP, FCS, Adoption, and Resource) are calculated and compared against the caseload standards. The workload is classified as meeting standards if it is 100% or below a caseload. If the workload is over 100% but less than 120% of a caseload, it is considered to be “over but close”; otherwise the workload is considered to be over the standard. The measure tracks each worker - each day to determine if they meet the standard, and this is called a “worker day”. Work performed by Child Welfare Specialists, is broken into multiple categories. This measure will look specifically at Permanency Planning, Preventive/Voluntary, Investigation, Adoption, Resource Family Specialist, Recruitment, and Adoption Transition Unit Workers. For reporting purposes, the Quarterly totals will be included, as well as a point in time percentage of the number of workers “meeting,” “close,” and “over” workload standards on the last day of the reporting period.

Comments – October 2022: As of 9/30/22, using the point in time Y1768C Workload data report, the percentage of Child Welfare Workers meeting the standard is 88.0%, with 7.1% being “Close”, and 4.9% “Over Standard”. Of the 1237 workers, 1089 workers were meeting workload standards, 88 workers were close, and 60 workers were over the standard. For the period of Jul 1, 2022 – Sep 30, 2022, the quarterly data shows that the percentage of Child Welfare Workers “meeting” the standard is 92.9%, with 5.6% being “Close”, and 1.5% “Over Standard.”



Data: This measure looks at Supervisor Units in regards to the worker standard per unit. There are two parts to determine if a supervisor unit meets the standard. First, the measure looks at the number of Child Welfare Workers each supervisor is currently supervising in their unit. The target is for each unit to have a ratio of 5 Child Welfare Workers to 1 Supervisor. If a Unit has a ratio of 5:1 or less, they are considered to meet the standard. Units are “Close” if they are 1-20% over with a ratio of 6:1. All Units with a ratio of 7:1 or over are considered “Over”. Each worker accounts for 0.2% of a supervisor’s workload capacity. Secondly, the measure looks at any of those supervisors who are currently supervising caseload carrying workers and also have primary assignments on their own workload. Because these workload assignments deduct from a supervisor’s capacity to supervise their workers, this additional caseload must be factored into the measurement. Initially a supervisor was allowed to carry up to two case assignments, and those case assignments would not be calculated into the total workload. Any additional assignments on a supervisor’s caseload would then be calculated at the same case type weight as on the worker’s caseload and then combined with the supervisor capacity, which includes the number of workers supervised. Beginning with the reporting period ending December 2019, supervisors were no longer allotted the one or two assignments that did not add to the overall workload total. All assigned, countable work is now calculated into the supervisor’s workload. With this combined calculation of the supervisor’s workload capacity, it is then determined how many of these supervisor units are meeting the workload standard. This information is based on KIDS ORG data and HRMD Data and is point in time as of the last date of the reporting period.

Comments – October 2022: The total number of Child Welfare Supervisor Units “Meeting the Standard” is 93.1%, with 5.8% being “Close”, and 1.1% “Over Standard”. There are 378 supervisor units with 352 units meeting the standard, 22 units close and 4 units over the standard.

Context Data		
Children in Out of Home Care Population Served September 2022 - 6,965 Children		
Age	# of Children	% of Total
0-1 Years	1420	20.4%
2-5 Years	2113	30.3%
6-12 Years	2170	31.2%
Over 13 Years	1262	18.1%
TOTAL	6965	100.0%
Race	# of Children	% of Total
White	3190	45.8%
African American	679	9.7%
Multi Race	2424	34.8%
Native American	650	9.3%
Pacific Islander / Asian	22	0.3%
TOTAL	6965	100.00%
<i>Hispanic</i>	<i>1135</i>	<i>16.3%</i>
*Note: Hispanic or Latino origin is not counted as a primary race		

