



OKLAHOMA
Human Services

PINNACLE PLAN MEASURES

MONTHLY SUMMARY REPORT

September 2021

PINNACLE PLAN MEASURES – MONTHLY SUMMARY REPORT – September 2021

The Department of Human Services (DHS) is committed to improving the safety, permanency, and well-being of children served by the child welfare system. Public reporting is critical to ensuring transparency and accountability of the current performance on the measures included in the Pinnacle Plan. The OKDHS Metrics, Baselines, and Targets Agreement - 3/7/13 outlines how the outcomes and other indicators are to be measured and reported. Monthly, Quarterly, and Semi-Annual Reports will be made published on the OKDHS Infonet and made available to the public.

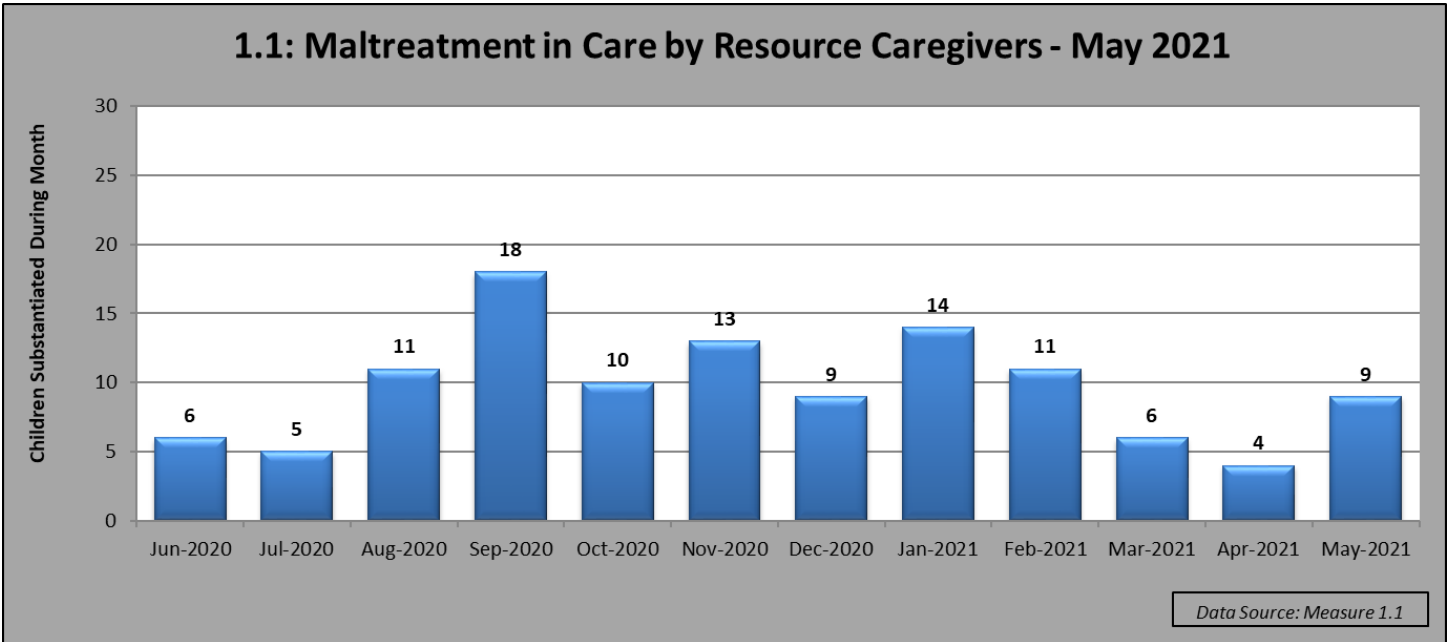
Oklahoma is committed to good faith efforts and positive trending toward the goals outlined in the plan. Each monthly report will include four performance areas, comprised of ten specific metric elements. These are: Foster Care Safety, Counts for New Foster Homes and TFC homes, Worker Contacts, and Shelter Usage. The demographics of children served during the reporting period are included in monthly and semi-annual reports as context data. This information is provided to assist in understanding the population being served by the child welfare system.

Beginning with the August 2014 Monthly Report, there has been a decrease in the lag time to 30 days from the end of the reporting period to the time that the data is reported on Measure 2 – Resource Homes, Measure 3 – Frequency of Worker Contacts, and Measure 5 – Shelter Use. There will continue to be a 90-day lag time on Measure 1 – Foster Care Safety to allow time for the Program Review Process to be completed.

OKDHS was the first state agency to have a federally approved Statewide Automated Child Welfare Information System (KIDS System) and continually strives for high quality data. **The data in this report is subject to change due to ongoing data entry, changes in policy, changes in practice, and changes in definitions, and/or data quality issues that may be discovered through the process.**

If you have questions or feedback regarding the Pinnacle Plan, please email us at dhs.childwelfareplan@okdhs.org

Pinnacle Measure		Pinnacle Plan Measures - Monthly Summary Report - September 2021					
		Name	Description	Period Ending	Monthly Count		
				# of Victims - May			
Foster Care Safety	1.1	Maltreatment in Care by Resource Caregivers	Of all children in foster care during the reporting period, the number of victims of substantiated or indicated maltreatment (abuse and/or neglect) by foster parent or facility staff member.	4/30/2021 5/31/2021	4 Children 9 Children		
	1.2	Maltreatment in Care by Parents	Of all children in foster care during the reporting period, the number of victims of substantiated or indicated maltreatment (abuse and/or neglect) by a parent.	4/30/2021 5/31/2021	10 Children 3 Children		
				July Total	SFY22 Total to Date		
Resource Homes	2.1	New Family Foster Care Homes	Newly approved Foster Homes	7/31/2021	36	36 Foster Homes	
	2.3	New Therapeutic Foster Homes	Newly approved Therapeutic Foster Homes (TFC and ITFC)	7/31/2021	2	2 TFC/ ITFC Homes	
				Contacts Made	Contacts Required	% Contacts Made	
Worker Contacts	3.1	Frequency of Worker Contacts	The percentage of the total minimum number of required monthly face-to-face contacts that took place during the reporting period between case workers and children in foster care for at least 1 calendar month during the reporting period.	7/31/2021	6,862	6,946	98.8%
	3.2	Frequency of Primary Worker Contacts	The percentage of the total minimum number of required monthly face-to-face contacts that took place during the reporting period between primary caseworkers and children in foster care for at least 1 calendar month during the reporting period.	7/31/2021	6,397	6,742	94.9%
				July Total	6 Month Total - NIGHTS		
Shelter Use	5.1	Shelter Use Age 0-1 Years	The number of child-nights during the past six months involving children under age 2 years.	7/31/2021	0 Nights 0 Children	0 Nights	
	5.2	Shelter Use Age 2-5 Years	The number of child-nights during the past six months involving children age 2 years to 5 years.	7/31/2021	0 Nights 0 Children	0 Nights	
	5.3	Shelter Use Age 6-12 Years	The number of child-nights during the past six months involving children age 6 years to 12 years.	7/31/2021	734 Nights 36 Children	4,581 Nights	
	5.4	Shelter Use Age 13 and Over	The number of child-nights during the past six months involving children age 13 years or older.	7/31/2021	1,573 Nights 91 Children	8,788 Nights	
Caseloads	7.1	Worker Caseloads	The percentage of all Child Welfare Workers that meet caseload standards, are close to meeting workload standards, and are over workload standards. (Point in Time as last day of Quarter and Quarterly Total)	Quarterly Report: 4 /1/2021- 6/30/2021	% of Workers that Meet Standard	1-20% Above Standard	>20% Above Standard
					92.1%	6.1%	1.8%
					90.1%	7.3%	2.7%
			% of Supervisors that Meet Standard		1-20% Above Standard	>20% Above Standard	
					91.4%	7.0%	1.6%
Context Data		Demographical Information on Children In Care, including age and race		NOTE:** This is not a Pinnacle Plan Measure. Demographical Data Only			



	Jun-2020	Jul-2020	Aug-2020	Sep-2020	Oct-2020	Nov-2020	Dec-2020	Jan-2021	Feb-2021	Mar-2021	Apr-2021	May-2021
# of Substantiations	6	5	11	18	10	13	9	14	11	6	4	9

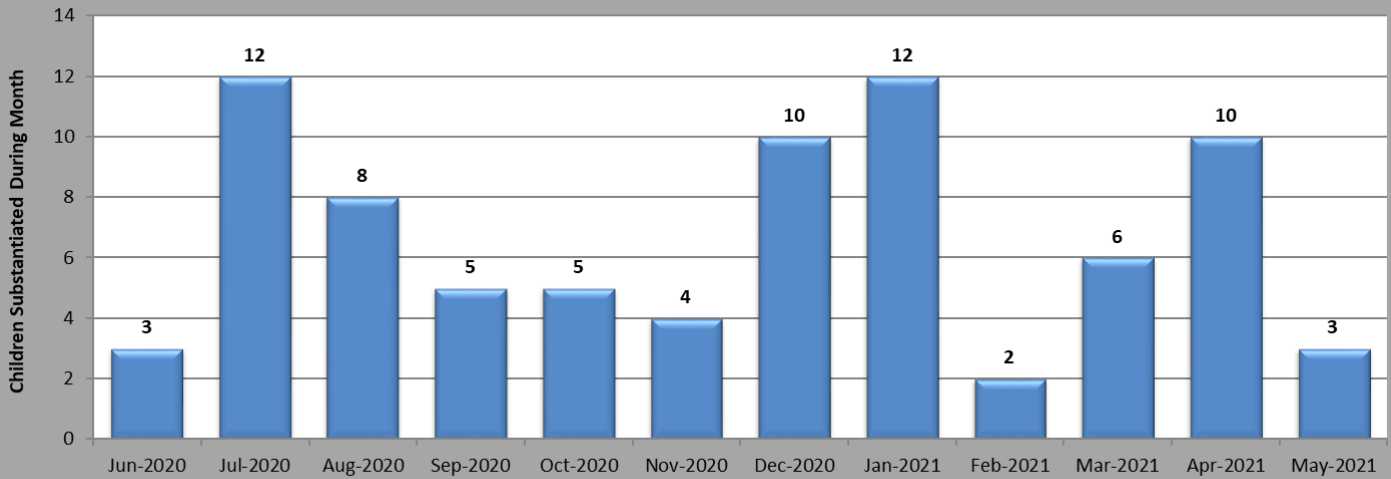
Data: The Maltreatment in Care Measure by Resource Caregiver incorporates a 90-day delay from the time the investigation is complete to the report date. This delay allows for further review which may result in changes in the findings. All substantiations on children in Out of Home Care will go through an automatic Program Review. The data reported reflects substantiations in the month that the investigation was completed and not necessarily in the month that the abuse or neglect occurred. This measure includes all children placed in traditional foster care homes, kinship homes (relative or non-relative), therapeutic foster care homes, group homes, shelters, and residential facilities. This measure also includes children substantiated of maltreatment by the Office of Client Advocacy while placed in institutional settings. Every time a child is a substantiated as a victim, that child will be counted in the monthly reporting. Children who are victimized more than once will be counted in each month their victimization is substantiated. Note: This is different from the federal metric, which counts each child only once, even if a child is victimized more than once in the course of a year.

Comments – September 2021:

For the month of April 2021 there were a total of 4 substantiations of Maltreatment while in Out of Home Care. These victims were reported in 3 separate referrals for children in foster care placements. Of the 4 children placed in foster care, 3 children were placed in a Kinship/Relative Home and 1 child was placed in a CW Foster Family Care Home. Of the 4 substantiated victims in April 2021, 2 victims had a substantiated finding of threat of harm only.

For the month of May 2021 there were a total of 9 substantiations of Maltreatment while in Out of Home Care. These victims were reported in 6 separate referrals for children in foster care placements. Of the 9 children placed in foster care, 5 children were placed in a Kinship/Relative Home, 3 children were placed in a Kinship/Non-Relative Home, and 1 child was placed in a CW Foster Family Care Home. Of the 9 substantiated victims in May 2021, 3 victims had a substantiated finding of threat of harm only.

1.2: Maltreatment In Care by Parents - May 2021



Data Source: Measure 1.2

	Jun-2020	Jul-2020	Aug-2020	Sep-2020	Oct-2020	Nov-2020	Dec-2020	Jan-2021	Feb-2021	Mar-2021	Apr-2021	May-2021
# of Substantiations	3	12	8	5	5	4	10	12	2	6	10	3

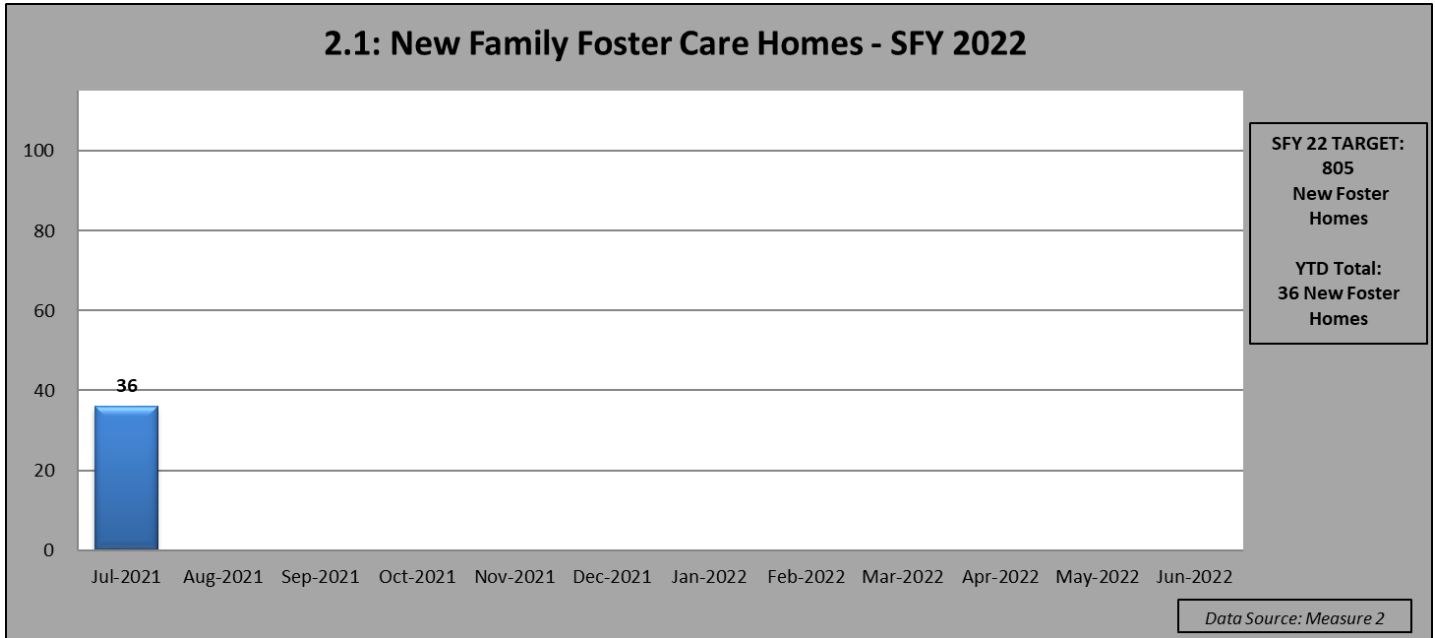
Data: The Maltreatment in Care by Parents measure incorporates a 90-day delay from the time the investigation is complete to the report date. This delay allows for further review which may result in changes in the findings. The data reflects substantiations in the month that the investigation was completed and not necessarily in the month that the abuse or neglect occurred.

Beginning with the November 2013 report, every time a child is a victim, that child will be counted. Children who are victimized more than once will be counted in each month their victimization is substantiated. Note: This is different from the federal metric, which counts each child only once, even if a child is victimized more than once in the course of a year. Also, children who are disclosing abuse that occurred prior to coming into DHS custody will not be included in the count of monthly victims.

Comments – September 2021:

For the month of April 2021, there were 10 substantiations of abuse by parents of children in out of home care. These 10 victims were reported in 7 referrals; Nine of the children were placed in Trial Reunification and 1 child was placed in a CW Foster Family Home. Of the 10 substantiated victims in April 2021, 4 children had a substantiated finding of threat of harm only.

For the month of May 2021, there were 3 substantiations of abuse by parents of children in out of home care. These 3 victims were reported in 2 referrals; all 3 children were placed in Trial Reunification. Of the 3 substantiated victims in May 2021, none had a substantiated finding of threat of harm only.



	Jul-2021	Aug-2021	Sep-2021	Oct-2021	Nov-2021	Dec-2021	Jan-2022	Feb-2022	Mar-2022	Apr-2022	May-2022	Jun-2022	Total
# of New FFC Homes	36												36

Data: Total Count of New Foster Homes includes all Foster Family Homes and Supported Foster Homes by month that they were opened using the agreed upon criteria. (This does not include Kinship or Tribal Homes.) The target for SFY22 is 805 new foster homes.

Comments – September 2021: In July 2021, there were 36 foster homes opened that met the Pinnacle Plan criteria to be counted as new at the time of reporting. As of 7/31/21, there were a total of 36 new homes for SFY22. The Foster Family Care net gain as of 7/31/21 was -29 homes. The net gain target for SFY21 is 73 homes.

2.3: New Therapeutic Foster Care Homes - SFY 2022



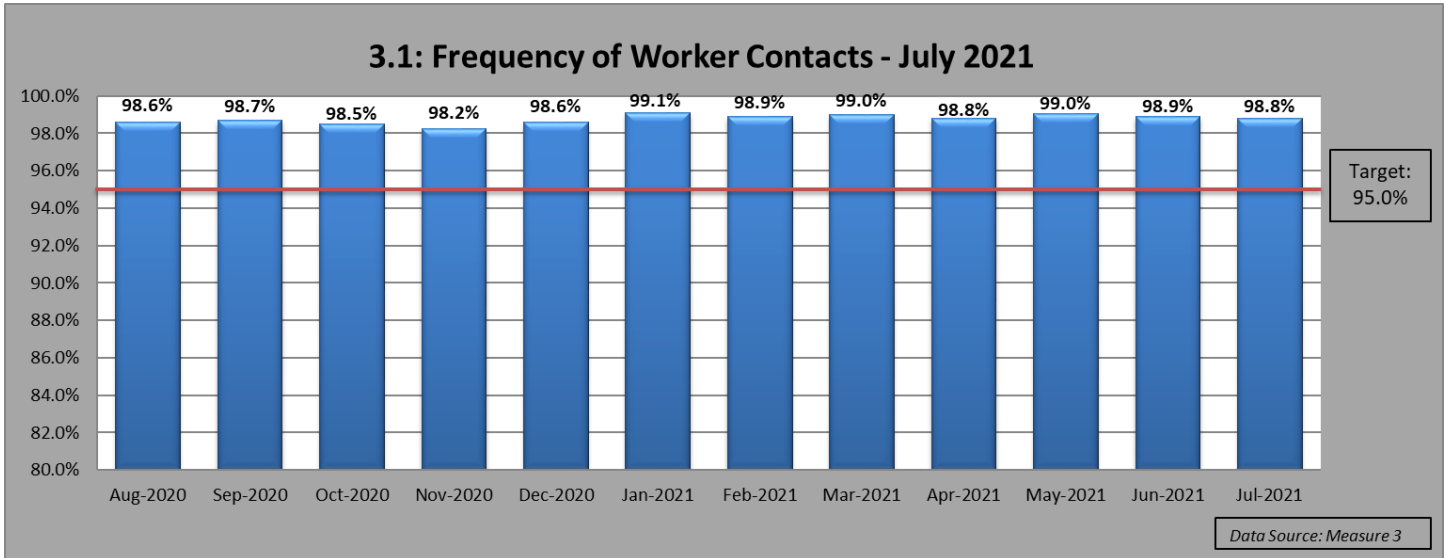
SFY 22 TARGET:
 111
YTD Total:
 2 New
 TFC Homes

Data Source: Measure 2

	Jul-2021	Aug-2021	Sep-2021	Oct-2021	Nov-2021	Dec-2021	Jan-2022	Feb-2022	Mar-2022	Apr-2022	May-2022	Jun-2022	Total
# of New TFC Homes	2												2

Data: Total Count of New Therapeutic Foster Homes includes all new TFC Homes, by month that they were opened using the agreed upon criteria. The target for new TFC Homes in SFY22 is 111 new TFC homes.

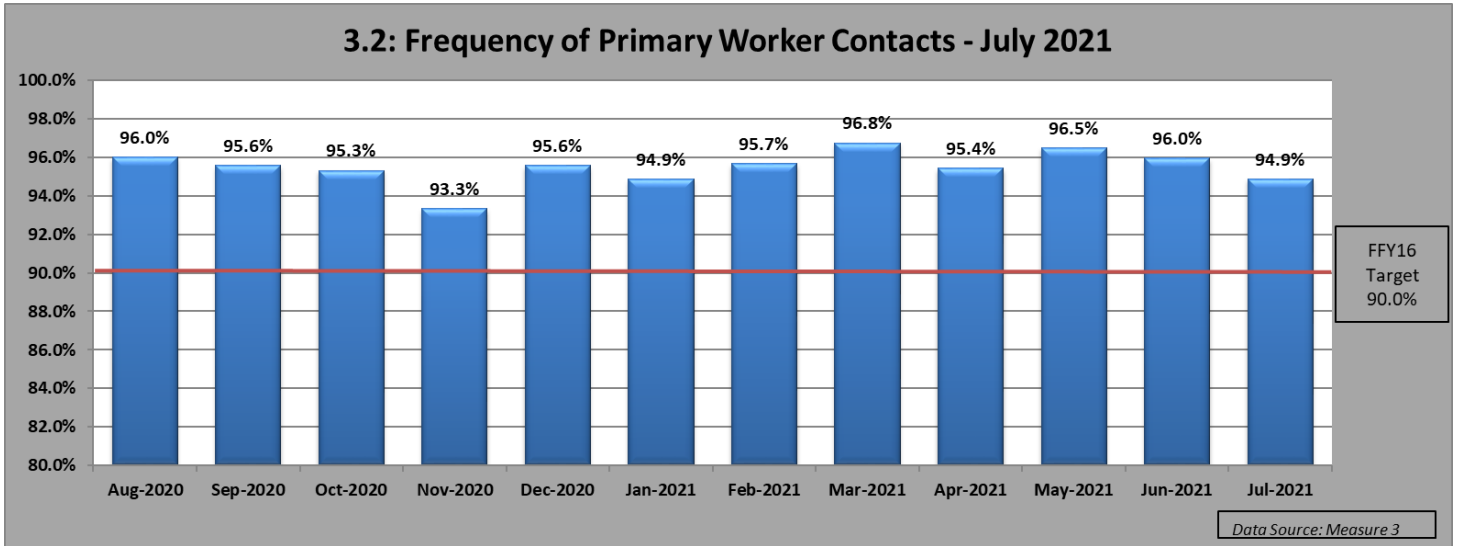
Comments – September 2021: In July 2021, 2 new TFC homes and 0 new ITFC homes opened for a total of 2 new therapeutic homes during the month. There are a total of 2 new TFC and ITFC homes for SFY22. The TFC net gain as of 7/31/21 was 0 homes for SFY22. The Net Gain target for SFY22 is 69 homes.



	Aug-2020	Sep-2020	Oct-2020	Nov-2020	Dec-2020	Jan-2021	Feb-2021	Mar-2021	Apr-2021	May-2021	Jun-2021	Jul-2021
Contacts Made by Any Worker	7295	7327	7341	7309	7260	7244	7210	7103	7107	7111	6989	6862
Minimum Contacts Required	7397	7425	7452	7440	7364	7311	7291	7175	7192	7180	7067	6946
% Made	98.6%	98.7%	98.5%	98.2%	98.6%	99.1%	98.9%	99.0%	98.8%	99.0%	98.9%	98.8%

Data: The Data reflects the total number of required visits due to children in Out of Home Care and the number of total required visits made for a given month. Only one visit per month is counted even though multiple visits may have been made during the month.

Comments – September 2021: The visitation rate for all worker visits in July 2021 was 98.8%.

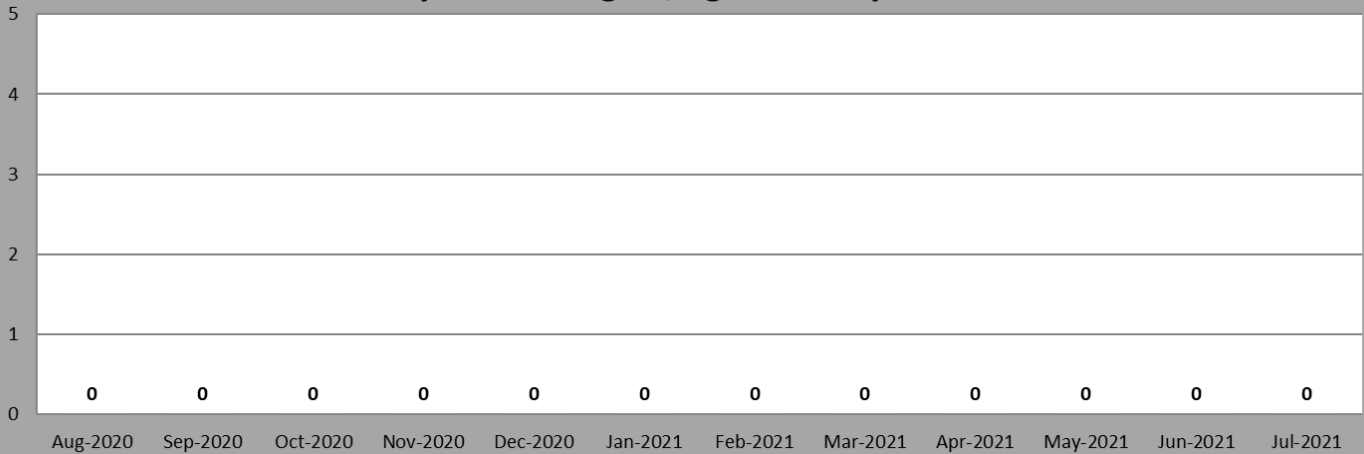


	Aug-2020	Sep-2020	Oct-2020	Nov-2020	Dec-2020	Jan-2021	Feb-2021	Mar-2021	Apr-2021	May-2021	Jun-2021	Jul-2021
Contacts Made by Primary Worker	6886	6882	6908	6743	6819	6726	6772	6735	6662	6734	6592	6397
Contacts Required	7172	7200	7247	7224	7134	7091	7078	6961	6980	6978	6870	6742
% Made	96.0%	95.6%	95.3%	93.3%	95.6%	94.9%	95.7%	96.8%	95.4%	96.5%	96.0%	94.9%

Data: The Data reflects the total number of required visits due to children in Out of Home Care and the number of total required visits made by the primary assigned worker for a given month. Only one visit per month by the primary worker is counted even though multiple visits may have been made by multiple workers during the month. Beginning in October 2015, the target for FFY16 is 90.0%.

Comments – September 2021: The worker visitation rate for primary workers in July 2021 was 94.9%.

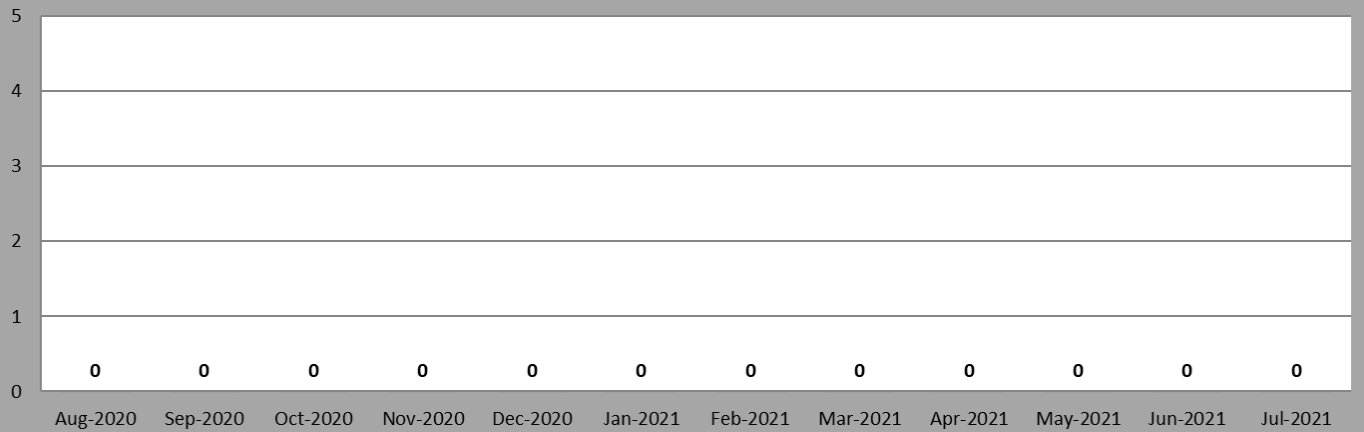
5.1: Monthly Shelter-Nights, Age 0-1 - July 2021



Data Source: Measure 5

	Aug-2020	Sep-2020	Oct-2020	Nov-2020	Dec-2020	Jan-2021	Feb-2021	Mar-2021	Apr-2021	May-2021	Jun-2021	Jul-2021
# of Nights	0	0	0	0	0	0	0	0	0	0	0	0

5.1: Monthly Children in Shelter, Age 0-1 - July 2021



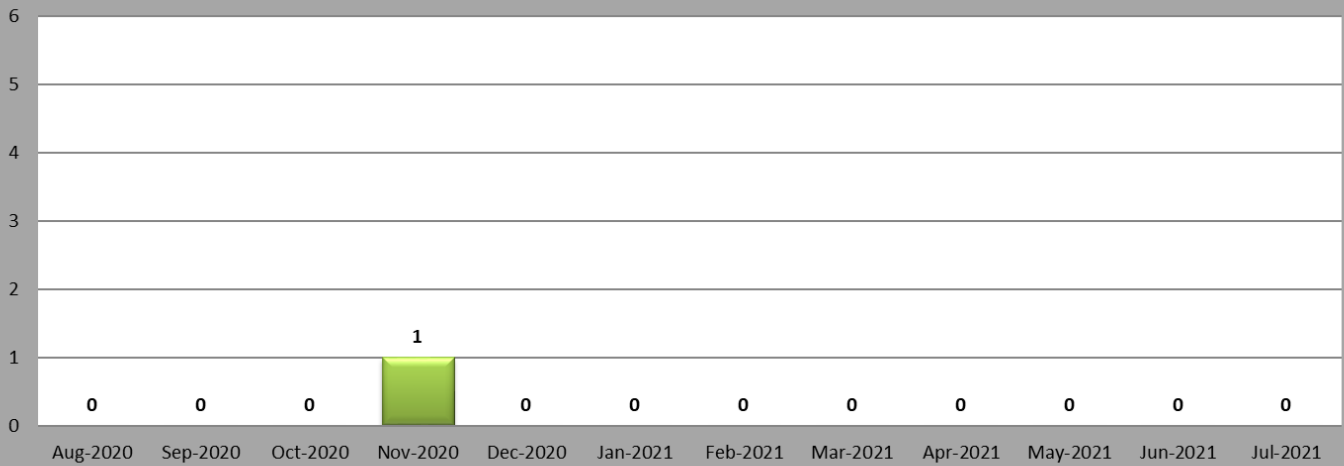
Data Source: Measure 5

	Aug-2020	Sep-2020	Oct-2020	Nov-2020	Dec-2020	Jan-2021	Feb-2021	Mar-2021	Jan-1900	Jan-1900	Jun-2021	Jul-2021
# of Children	0	0	0	0	0	0	0	0	0	0	0	0

Data: Data shown for the number of children will count some children more than once if their shelter stay extended from one month into the next. This Pinnacle Plan Measure was implemented 12/31/12. Automatic exceptions will be made for children in the following circumstances: If the child is part of a sibling set of 4 or more or a child placed with a minor parent who is also in DHS custody.

Comments – September 2021: In July 2021, 0 children age 0-1 year spent a total of 0 nights in the shelter. There were 1,613 children age 0-1 year in care in July 2021 and none of those children spent a night in the shelter (100% of children age 0-1 year). There were 94 children age 0-1 year removed during the month of July and none of the children had a shelter stay (100% of children in care age 0-1 year).

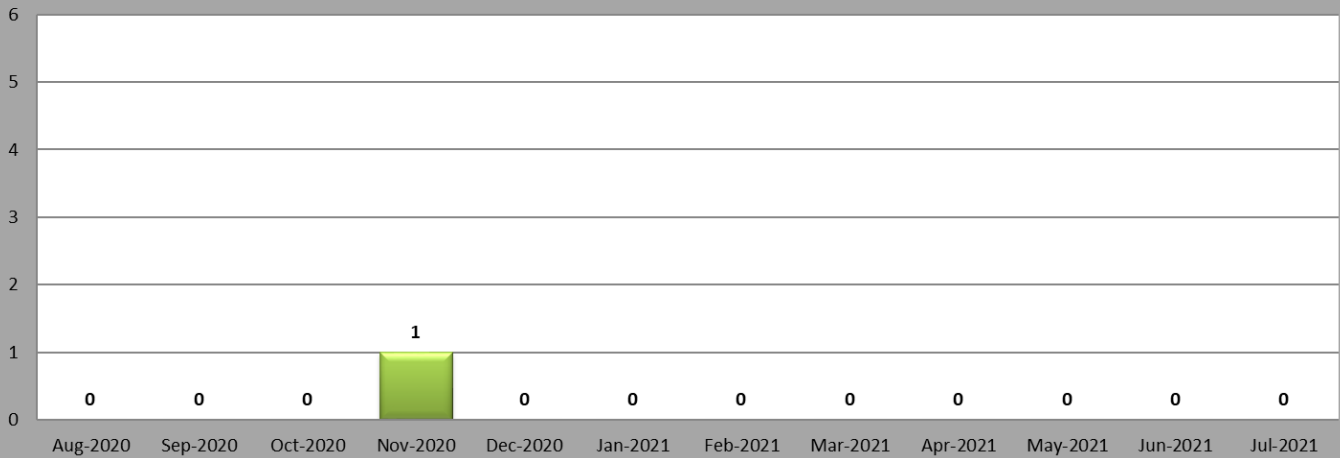
5.2: Monthly Shelter-Nights, Age 2-5 - July 2021



Data Source: Measure 5

	Aug-2020	Sep-2020	Oct-2020	Nov-2020	Dec-2020	Jan-2021	Feb-2021	Mar-2021	Apr-2021	May-2021	Jun-2021	Jul-2021
# of Nights	0	0	0	1	0	0	0	0	0	0	0	0

5.2: Monthly Children in Shelter, Age 2-5 - July 2021



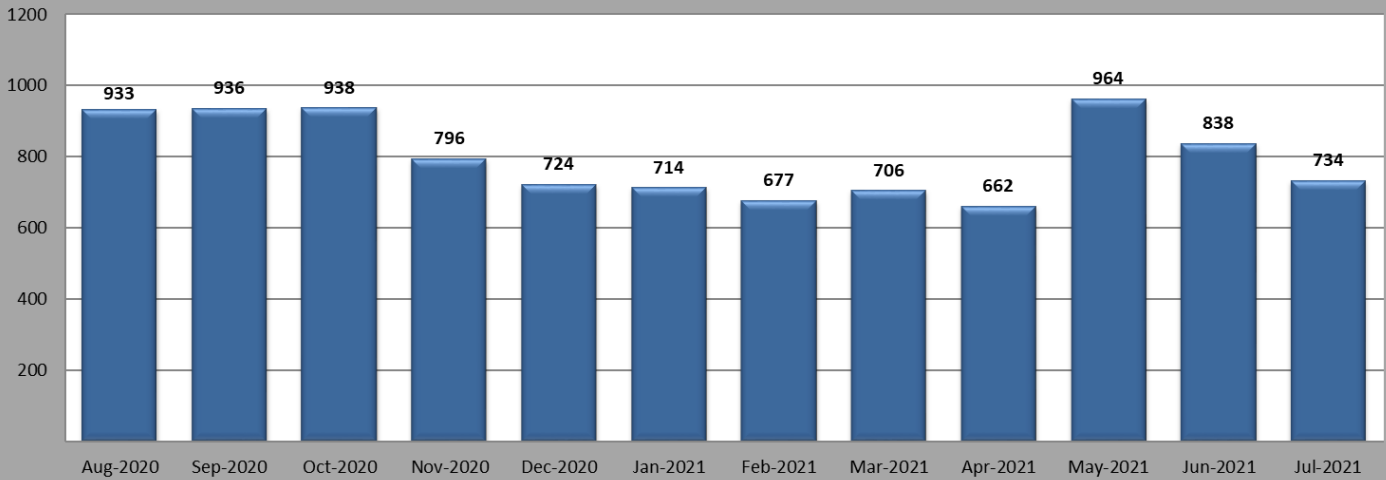
Data Source: Measure 5

	Aug-2020	Sep-2020	Oct-2020	Nov-2020	Dec-2020	Jan-2021	Feb-2021	Mar-2021	Apr-2021	May-2021	Jun-2021	Jul-2021
# of Children	0	0	0	1	0	0	0	0	0	0	0	0

Data: Data shown for the number of children will count some children more than once if their shelter stay extended from one month into the next. The Pinnacle Plan commitment to stop the use of shelters for children age 2-5 years was implemented on 7/1/13.

Comments – September 2021: In July 2021, 0 children age 2-5 years spent a total of 0 nights in the shelter. There were 2,376 children age 2-5 years in care in July 2021 and none of those children spent a night in the shelter (100% of children age 2- 5 years). There were 64 children age 2-5 years removed during the month of July and none of those children had a shelter stay (100% of children in care age 2-5 years).

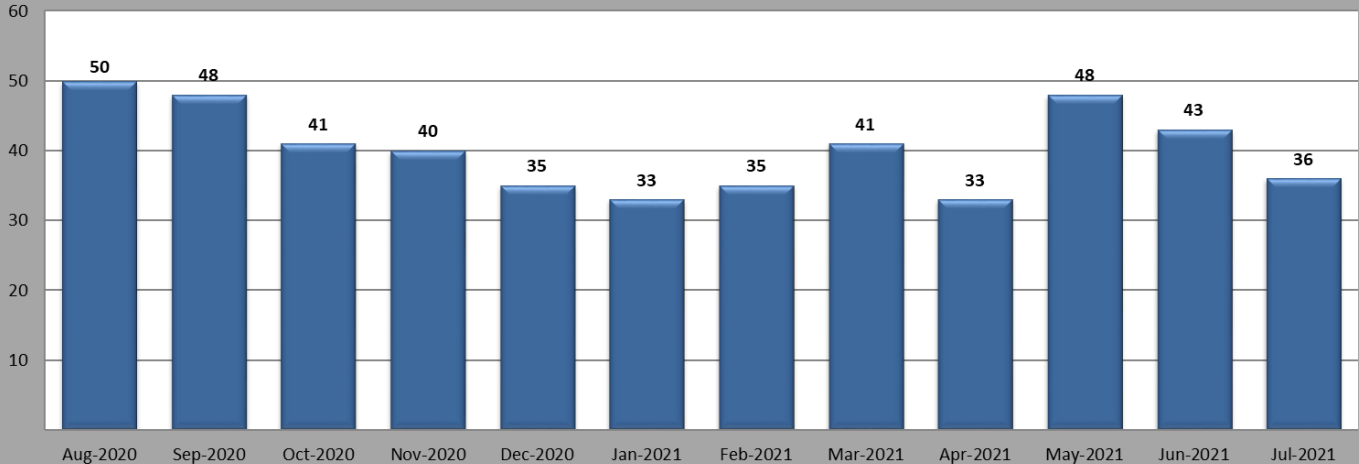
5.3: Monthly Shelter-Nights, Age 6-12 - July 2021



Data Source: Measure 5

	Aug-2020	Sep-2020	Oct-2020	Nov-2020	Dec-2020	Jan-2021	Feb-2021	Mar-2021	Apr-2021	May-2021	Jun-2021	Jul-2021
# of Nights	933	936	938	796	724	714	677	706	662	964	838	734

5.3: Monthly Children in Shelter, Age 6-12 - July 2021

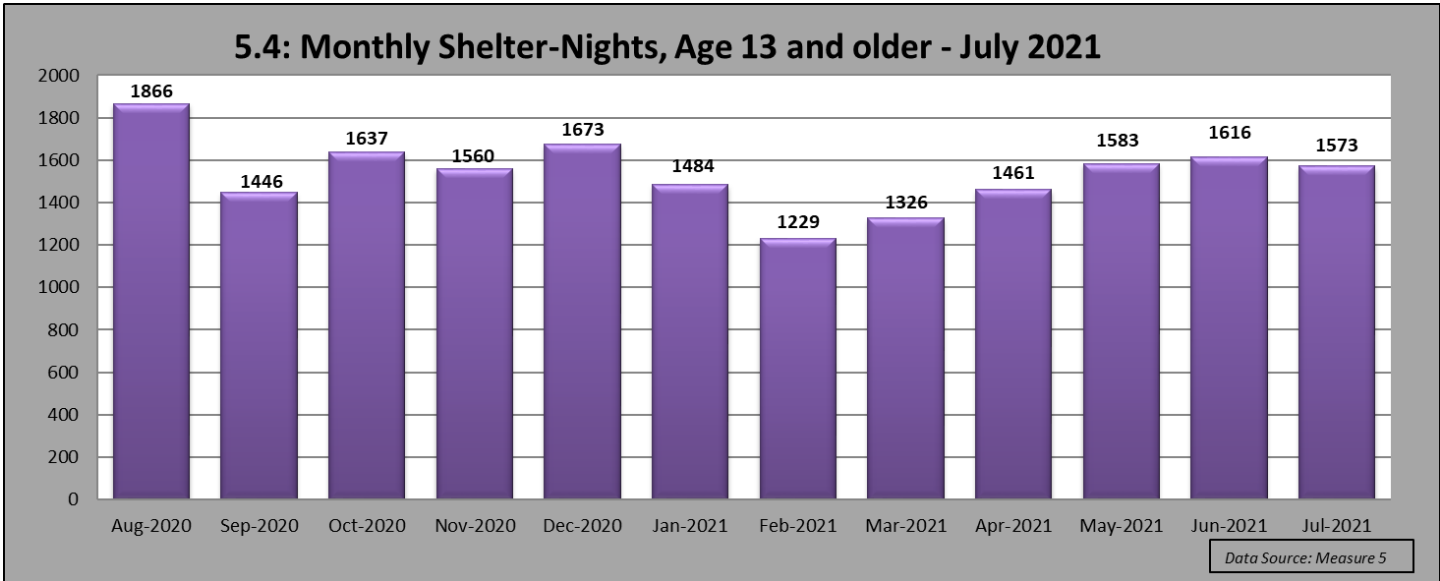


Data Source: Measure 5

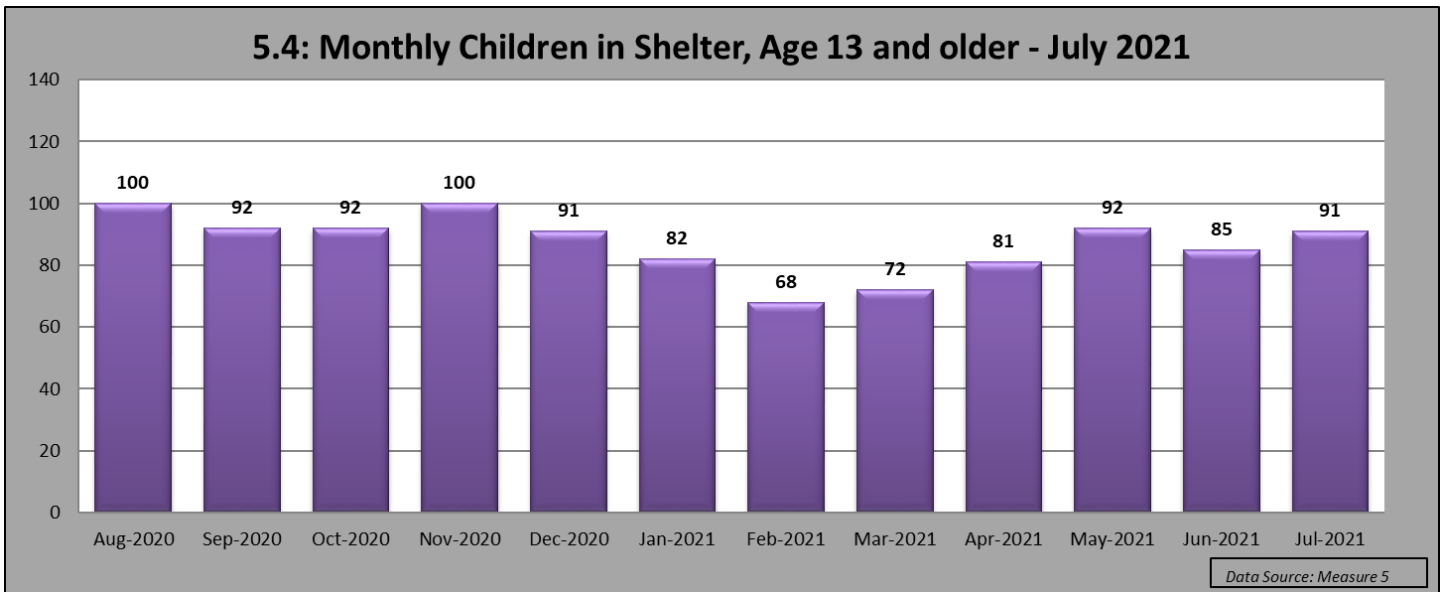
	Aug-2020	Sep-2020	Oct-2020	Nov-2020	Dec-2020	Jan-2021	Feb-2021	Mar-2021	Apr-2021	May-2021	Jun-2021	Jul-2021
# of Children	50	48	41	40	35	33	35	41	33	48	43	36

Data: Data shown for the number of children will count some children more than once if their shelter stay extended from one month into the next. The Pinnacle Plan commitment to stop the use of shelters for children age 6-12 years was fully implemented by 1/1/15.

Comments – September 2021: In July 2021, 36 children age 6-12 years spent a total of 734 nights in the shelter. There were 2,313 children age 6-12 years in care in July 2021 and 2,277 of those did not spend a night in the shelter (98.4% of children age 6-12 years). There were 66 children age 6-12 years removed in July and 62 of those children did not have a shelter stay (93.9% of children in care age 6-12 years).



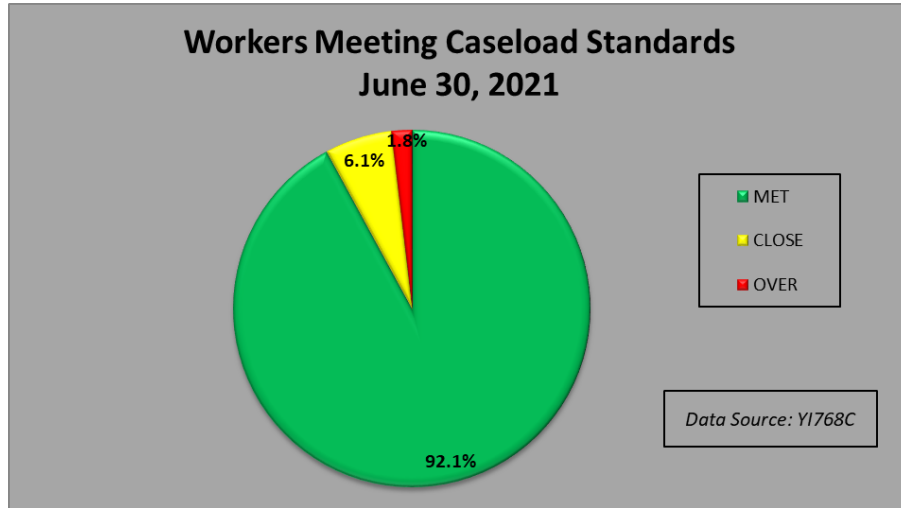
	Aug-2020	Sep-2020	Oct-2020	Nov-2020	Dec-2020	Jan-2021	Feb-2021	Mar-2021	Apr-2021	May-2021	Jun-2021	Jul-2021
# of Nights	1866	1446	1637	1560	1673	1484	1229	1326	1461	1583	1616	1573



	Aug-2020	Sep-2020	Oct-2020	Nov-2020	Dec-2020	Jan-2021	Feb-2021	Mar-2021	Apr-2021	May-2021	Jun-2021	Jul-2021
# of Children	100	92	92	100	91	82	68	72	81	92	85	91

Data: Data shown for the number of children will count some children more than once if their shelter stay extended from one month into the next.

Comments – September 2021: In July 2021, 91 children age 13 and older spent a total of 1,573 nights in the shelter. There were 1,253 children age 13-18 years in care in July 2021. Of those, 1,162 children did not spend a night in the shelter (92.7% of children in care age 13-18 years). There were 33 children age 13-18 years removed during the month of July and 22 of these children did not have a shelter stay (66.7% of children in care age 13-18 years).

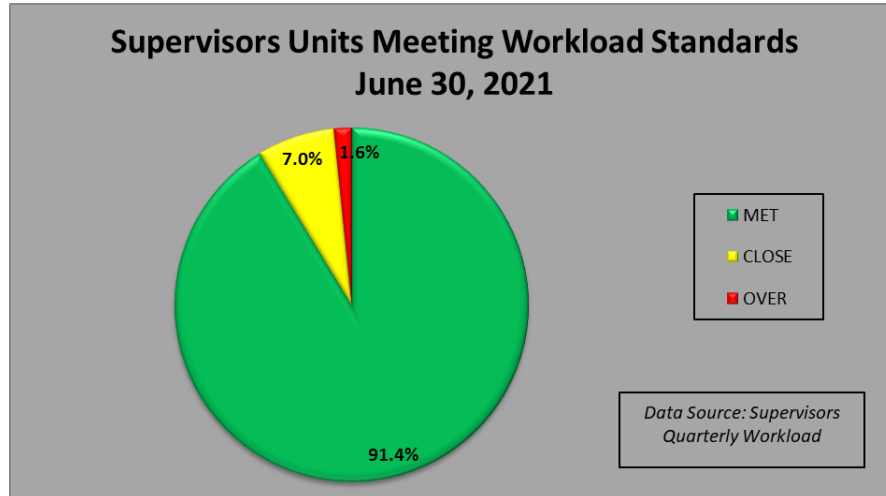


vjÄ'nČs'n F ío'n oÄr {ČÄrÄ'nfł wśło'nČ				
!ł'n ll ووھو ئی Wjms ووھو ئی				
Worker Type	Worker Days	%Met	%Close	%Over
ADOPTION SPECIALIST	4590	98.3%	1.2%	.4%
RESOURCE FAMILY SPECIALIST	17637	87.4%	10.2%	2.5%
COMPREHENSIVE	4408	87.7%	9.8%	2.5%
PERMANENCY PLANNING	54889	93.1%	5.7%	1.2%
PREVENTIVE/VOLUNTARY	6321	96.9%	2.4%	.7%
INVESTIGATION	38504	83.4%	10.6%	6.0%
RECRUITMENT	3694	100.0%	.0%	.0%
ADOPTION TRANSITION SPECIALIST ATU	3832	98.3%	1.7%	.0%
ChÇl	ی بیی یو	ووھو	ی	ی

Data Source: Quarterly Workload Summary, Run Date 7/7/21

Data: Utilizing the standards set forth in the Pinnacle Plan, each individual type of case is assigned a weight and then the weights are added up in order to determine a worker’s caseload. The consolidated workload tracking process allows Oklahoma to factor in the worker’s “Workload Capacity.” A snapshot is taken every morning at 12:00 am of the workload of all Child Welfare workers. The entire workload of workers with a qualifying assignment to a case (CPS, PP, FCS, Adoption, and Resource) are calculated and compared against the caseload standards. The workload is classified as meeting standards if it is 100% or below a caseload. If the workload is over 100% but less than 120% of a caseload, it is considered to be “over but close”; otherwise the workload is considered to be over the standard. The measure tracks each worker - each day to determine if they meet the standard, and this is called a “worker day”. Work performed by Child Welfare Specialists, is broken into multiple categories. This measure will look specifically at Permanency Planning, Preventive/Voluntary, Investigation, Adoption, Resource Family Specialist, Recruitment, and Adoption Transition Unit Workers. For reporting purposes, the Quarterly totals will be included, as well as a point in time percentage of the number of workers “meeting,” “close,” and “over” workload standards on the last day of the reporting period.

Comments – Jul 2020: As of 6/30/21, using the point in time Y1768C Workload data report, the percentage of Child Welfare Workers meeting the standard is 92.1%, with 6.1% being “Close”, and 1.8% “Over Standard”. Of the 1427 workers, 1314 workers were meeting workload standards, 87 workers were close, and 26 workers were over the standard. For the period of Apr 1, 2021 – Jun 30, 2021, the quarterly data shows that the percentage of Child Welfare Workers “meeting” the standard is 90.1%, with 7.3% being “Close”, and 2.7% “Over Standard.”



Data: This measure looks at Supervisor Units in regards to the worker standard per unit. There are two parts to determine if a supervisor unit meets the standard. First, the measure looks at the number of Child Welfare Workers each supervisor is currently supervising in their unit. The target is for each unit to have a ratio of 5 Child Welfare Workers to 1 Supervisor. If a Unit has a ratio of 5:1 or less, they are considered to meet the standard. Units are “Close” if they are 1-20% over with a ratio of 6:1. All Units with a ratio of 7:1 or over are considered “Over”. Each worker accounts for 0.2% of a supervisor’s workload capacity. Secondly, the measure looks at any of those supervisors who are currently supervising caseload carrying workers and also have primary assignments on their own workload. Because these workload assignments deduct from a supervisor’s capacity to supervise their workers, this additional caseload must be factored into the measurement. Initially a supervisor was allowed to carry up to two case assignments, and those case assignments would not be calculated into the total workload. Any additional assignments on a supervisor's caseload would then be calculated at the same case type weight as on the worker's caseload and then combined with the supervisor capacity, which includes the number of workers supervised. Beginning with the reporting period ending December 2019, supervisors were no longer allotted the one or two assignments that did not add to the overall workload total. All assigned, countable work is now calculated into the supervisor’s workload. With this combined calculation of the supervisor’s workload capacity, it is then determined how many of these supervisor units are meeting the workload standard. This information is based on KIDS ORG data and HRMD Data and is point in time as of the last date of the reporting period.

Comments – Jul 2021: The total number of Child Welfare Supervisor Units “Meeting the Standard” is 91.4%, with 7.0% being “Close”, and 1.6% “Over Standard”. There are 383 supervisor units with 350 units meeting the standard, 27 units close and 6 units over the standard.

Context Data		
Children in Out of Home Care Population Served July 2021 - 7,555 Children		
Age	# of Children	% of Total
0-1 Years	1613	21.4%
2-5 Years	2376	31.4%
6-12 Years	2313	30.6%
Over 13 Years	1253	16.6%
TOTAL	7555	100.0%
Race	# of Children	% of Total
White	3519	46.6%
African American	757	10.0%
Multi Race	2590	34.3%
Native American	672	8.9%
Pacific Islander / Asian	17	0.2%
TOTAL	7555	100.00%
<i>Hispanic</i>	<i>1377</i>	<i>18.2%</i>
*Note: Hispanic or Latino origin is not counted as a primary race		

