



# **PINNACLE PLAN MEASURES**

## **MONTHLY SUMMARY REPORT**

**SEPTEMBER 2013**

## **PINNACLE PLAN MEASURES – MONTHLY SUMMARY REPORT – SEPTEMBER 2013**

The Oklahoma Department of Human Services is committed to improving the safety, permanency, and well-being of children served by the child welfare system. The Pinnacle Plan is the roadmap, and public reporting is critical to ensuring transparency and accountability. The [OKDHS Metrics, Baselines, and Targets Agreement -3/7/13](#) outlines how the outcomes are measured and reported. Monthly, Quarterly, and Biannual Reports will be made available to the public. Beginning in July 2013, monthly updates will be posted on the 20<sup>th</sup> day of each month or the following business day.

Oklahoma is committed to good faith efforts and positive trending toward the goals outlined in the plan. Each monthly report will include four performance areas, comprised of ten specific metric elements. These are: Foster Care Safety, Counts for New Foster Homes, Worker Contacts, and Shelter Usage. In addition to metrics public reporting, OKDHS posts [The Pinnacle Plan - Quarterly Updates](#), which provide valuable information regarding plan initiatives.

Demographics of children are included in monthly and semi-annual reports as context data. This information is helpful in understanding the population being served by the child welfare system.

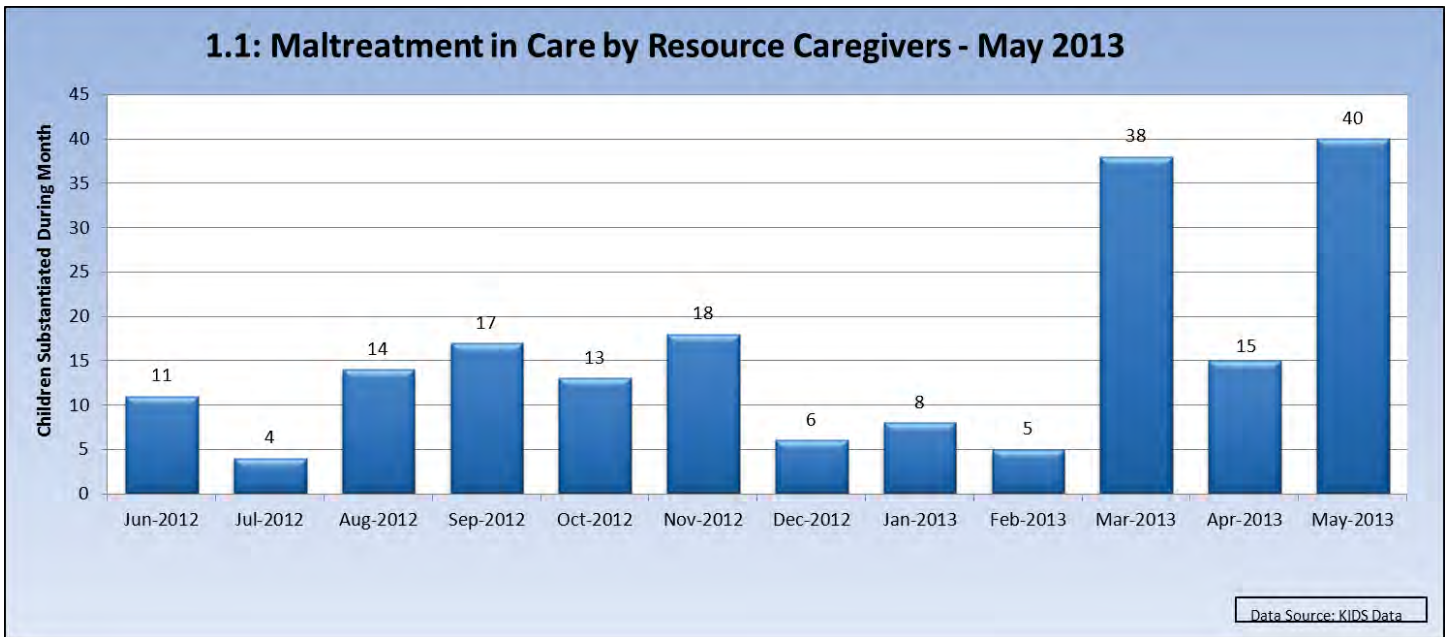
OKDHS was the first state agency to have a federally approved statewide automated child welfare information system (KIDS System) and continues to strive for high quality data. **The data in this report is subject to change due to ongoing data entry, changes in definitions, and/or data quality issues that may be discovered through the process.**

To review specific measures, click on the link in the [Monthly Summary Table](#). This link will lead to graphs and tables with detailed information for each measure. To view a printable version of the monthly reports, please click [here](#).

If you have questions or feedback regarding the Pinnacle Plan, please email us at [dhs.childwelfareplan@okdhs.org](mailto:dhs.childwelfareplan@okdhs.org).

Pinnacle Measure		Pinnacle Plan Measures - Monthly Summary Report - September 2013					
		Name	Description	Period Ending	Monthly Count		
				Total Served / # Not Victims	# of Victims - May		
Foster Care Safety	1.1	Maltreatment in Care by Resource Caregivers	Of all children in foster care during the reporting period, what number were not victims of substantiated or indicated maltreatment (abuse and/or neglect) by foster parent or facility staff member.	5/31/2013	10,616	40 children	
					10,576		
	1.2	Maltreatment in Care by Parents	Of all children in the legal custody of OKDHS during the reporting period, what number were not victims of substantiated or indicated maltreatment (abuse and/or neglect) by a parent.	5/31/2013	10,616	14 Children	
					10,602		
				Aug Total	SFY TOTAL to Date		
Resource Homes	2.1	New Family Foster Care Homes	Newly approved foster homes	8/31/2013	75	135 Foster Homes	
	2.3	New Therapeutic Foster Homes	Newly approved therapeutic foster homes.	8/31/2013	6	12 TFC Homes	
				Contacts Made	Contacts Required	% Contacts Made	
Worker Contacts	3.1	Frequency of Worker Contacts	The percentage of the total minimum number of required monthly face-to-face contacts that took place during the reporting period between case workers and children in foster care for at least 1 calendar month during the reporting period.	8/31/2013	9,223	9,684	95.2%
	3.2	Frequency of Primary Worker Contacts	The percentage of the total minimum number of required monthly face-to-face contacts that took place during the reporting period between primary caseworkers and children in foster care for at least 1 calendar month during the reporting period.	8/31/2013	6,919	9,684	71.4%
				Aug Total	6 Month Total - NIGHTS		
Shelter Use	5.1	Shelter Use Age 0-1 Years	The number of child-nights during the past six months involving children under age 2 years.	8/31/2013	179 Nights 28 Children	687 Nights	
	5.2	Shelter Use Age 2-5 Years	The number of child-nights during the past six months involving children age 2 years to 5 years.	8/31/2013	758 Nights 80 Children	4416 Nights	
	5.3	Shelter Use Age 6-12 Years	The number of child-nights during the past six months involving children age 6 years to 12 years.	8/31/2013	3449 Nights 235 Children	22486 Nights	
	5.4	Shelter Use Age 13 and Over	The number of child-nights during the past six months involving children age 13 years or older.	8/31/2013	4471 Nights 240 Children	24082 Nights	
Context Data		Demographical Information on Children In Care, including age and race		NOTE:** This is not a Pinnacle Plan Measure. Demographical Data Only			

1.1: Maltreatment in Care by Resource Caregivers

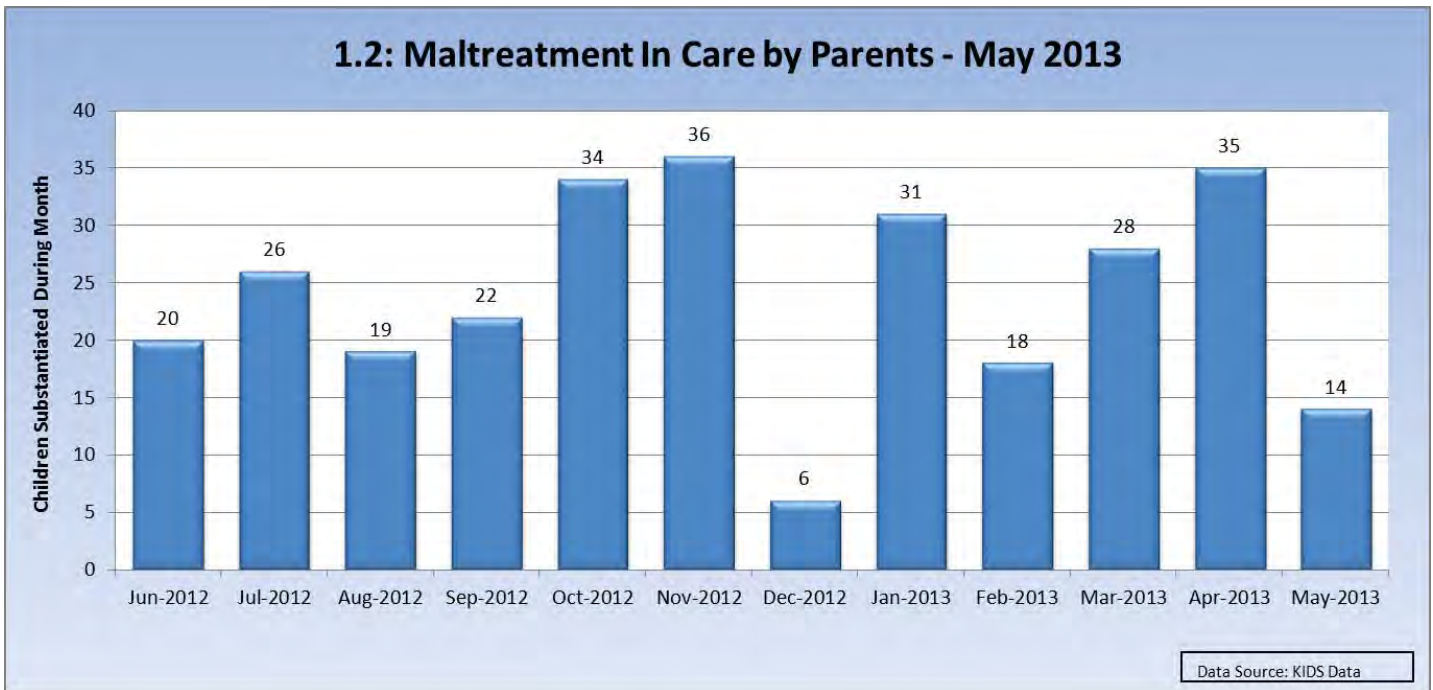


	Jun-2012	Jul-2012	Aug-2012	Sep-2012	Oct-2012	Nov-2012	Dec-2012	Jan-2013	Feb-2013	Mar-2013	Apr-2013	May-2013
# of Children Served	9528	9544	9774	9671	9710	9804	9842	9852	9999	10281	10537	10616
# of Children without abuse	9517	9540	9760	9654	9697	9786	9836	9844	9994	10243	10522	10576
# of Children with abuse	11	4	14	17	13	18	6	8	5	38	15	40

**Data:** The Maltreatment in Care Measure by Resource Caregiver incorporates a 90-day delay from the time the investigation is complete to the report date. This delay allows for the Appeal/Program review process to be completed which may result in changes in the findings. The data reflects substantiations in the month that the investigation was completed and not necessarily in the month that the abuse or neglect occurred. This measure includes all children placed in foster care homes and kinship homes, which are relative placements. Oklahoma began including children substantiated of maltreatment by the Office of Client Advocacy in institutional settings in March 2013.

**Comments Sep 2013:** In May 2013 there were a total of 40 victims of maltreatment while in out of home care. These 40 victims were reported in 10 separate referrals of children in foster care and 10 referrals to OCA. Of these 20 children in Out of Home Care, 10 were placed in Kinship Foster Care Homes, 8 children were placed in Therapeutic Foster Care Homes, and 2 were placed in a Regular Foster Home. On the 20 OCA victims, 12 were placed in Group Homes, 4 were placed in a Hospital/Inpatient Facility, and 4 were placed in Non-DHS Operated Shelters.

1.2: Maltreatment in Care by Parents

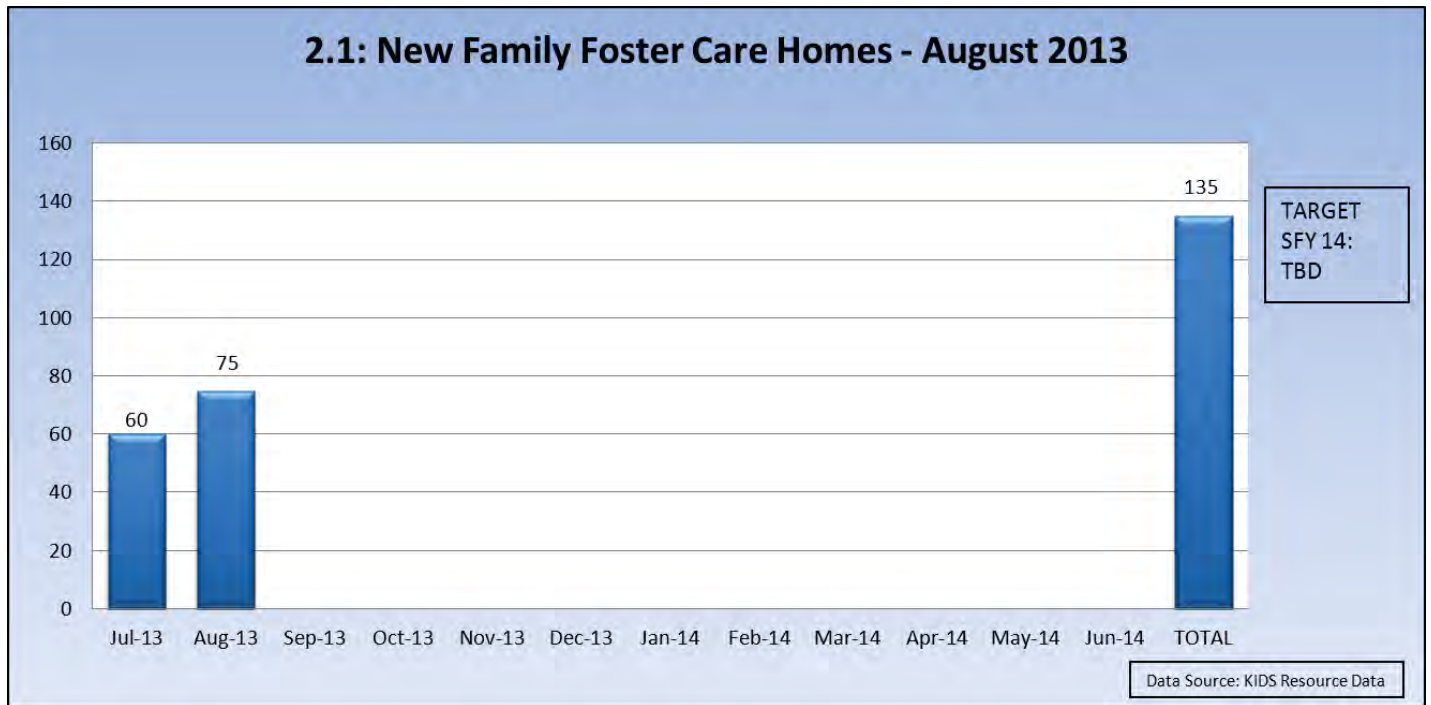


	Jun-2012	Jul-2012	Aug-2012	Sep-2012	Oct-2012	Nov-2012	Dec-2012	Jan-2013	Feb-2013	Mar-2013	Apr-2013	May-2013
# of Children Served	9528	9544	9774	9671	9710	9804	9842	9852	9999	10281	10537	10616
# of Children without abuse	9508	9518	9755	9649	9676	9768	9836	9821	9981	10253	10502	10602
# of Children with abuse	20	26	19	22	34	36	6	31	18	28	35	14

**Data:** The Maltreatment in Care by Parents measure incorporates a 90-day delay from the time the investigation is complete to the report date. This delay allows for the review process to be completed which may result in changes in the findings. The data reflects substantiations in the month that the investigation was completed and not necessarily in the month that the abuse or neglect occurred. This is an unduplicated list of victims, thus a child will only be counted once on the most recent confirmed referral in the month. The Federal government requires that the agency report on all children in DHS custody, regardless of when the abuse or neglect occurred.

**Comments Sep 2013:** Of the 14 reported victims in May 2013, 3 of those children were reporting on abuse by a parent that occurred prior to coming into DHS custody.

2.1: New Family Foster Care Homes

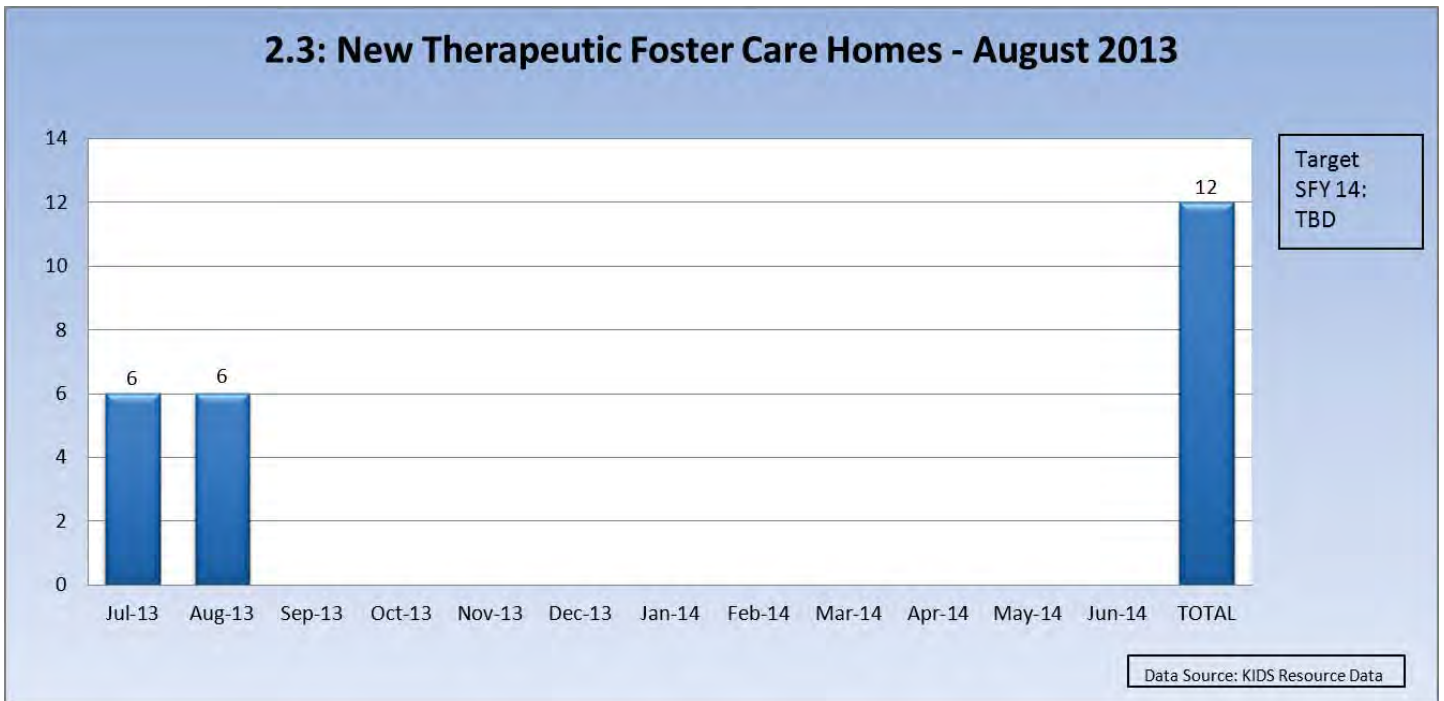


	July 2013	Aug 2013	Sept 2013	Oct 2013	Nov 2013	Dec 2013	Jan 2014	Feb 2014	Mar 2014	Apr 2014	May 2014	Jun 2014	Total
# of New FFC Homes	60	75	0	0	0	0	0	0	0	0	0	0	135

**Data:** Total Count of New Foster Homes includes all Contracted Foster Care Homes, Foster Family Homes, Emergency Foster Care Homes, Shelter Host Homes, and Supported Foster Homes by month that they were opened using the agreed upon criteria. (This does not include Kinship or Tribal Homes.)

**Comments Sep 2013:** In August 2013, there were a total of 75 new foster homes opened with a total of 135 new homes for SFY14.

2.3: New Therapeutic Foster Care Homes



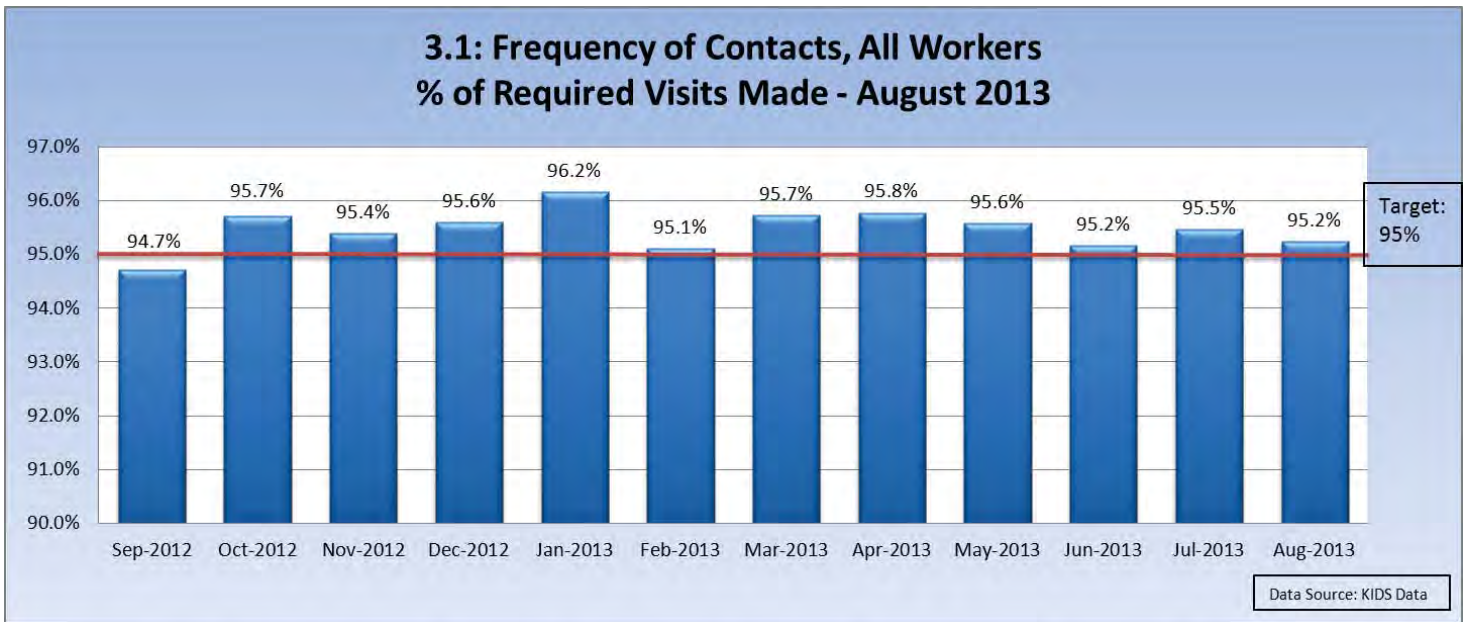
	July 2013	Aug 2013	Sept 2013	Oct 2013	Nov 2013	Dec 2013	Jan 2014	Feb 2014	Mar 2014	Apr 2014	May 2014	Jun 2014	Total
# of New TFC Homes	6	6	0	0	0	0	0	0	0	0	0	0	12

**Data:** Total Count of New Therapeutic Foster Homes includes all new TFC Homes, by month that they were opened using the agreed upon criteria.

**Comments Sep 2013:** In August 2013, there were 6 new TFC homes opened with a total of 12 new TFC homes for SFY14.



3.1: Frequency of Worker Contacts



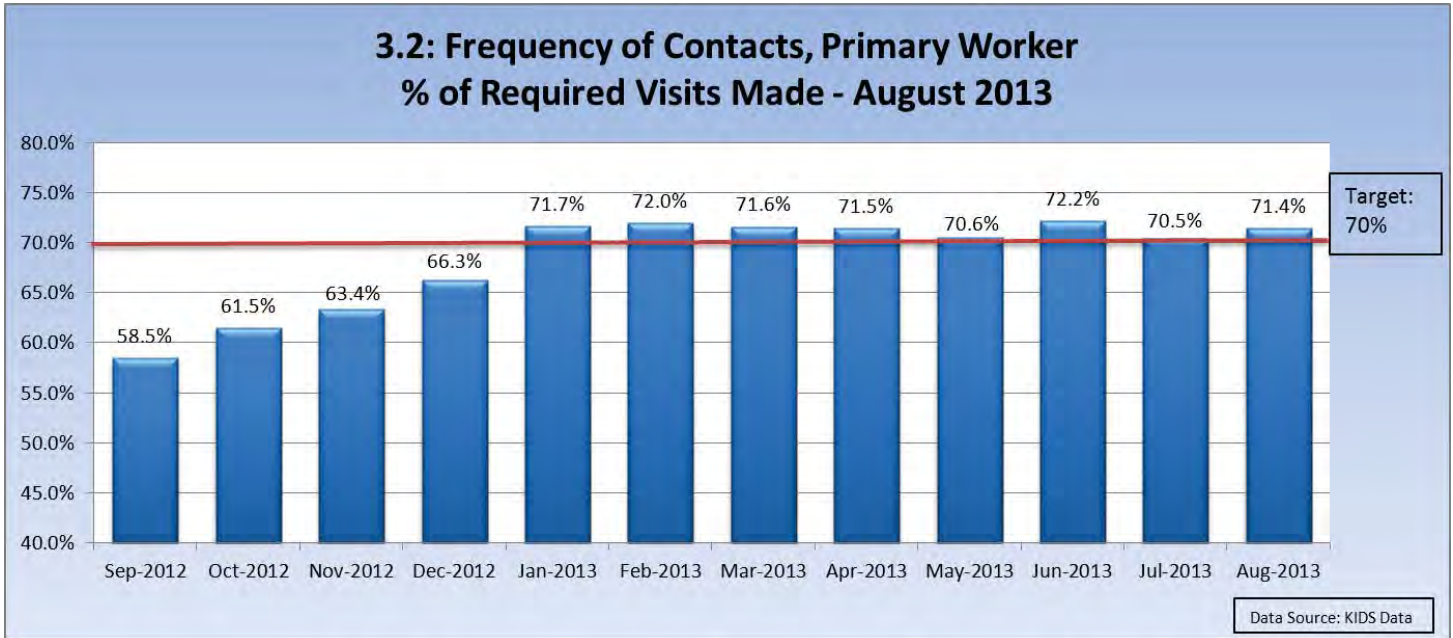
	Sep-2012	Oct-2012	Nov-2012	Dec-2012	Jan-2013	Feb-2013	Mar-2013	Apr-2013	May-2013	Jun-2013	Jul-2013	Aug-2013
Contacts Made by Any Worker	8129	8290	8370	8323	8477	8519	8705	8980	9120	9104	9183	9223
Minimum Contacts Required	8582	8662	8775	8706	8815	8957	9093	9376	9542	9567	9619	9684
% Made	94.7%	95.7%	95.4%	95.6%	96.2%	95.1%	95.7%	95.8%	95.6%	95.2%	95.5%	95.2%

**Data:** The Data reflects the total number of required visits due to children in out of home care and the number of total required visits made for a given month. Only one visit per month is counted even though multiple visits may have been made during the month.

**Comments Sep 2013:** The visitation rate for all worker visits in August 2013 was 95.2%.



3.2: Frequency of Primary Worker Contacts



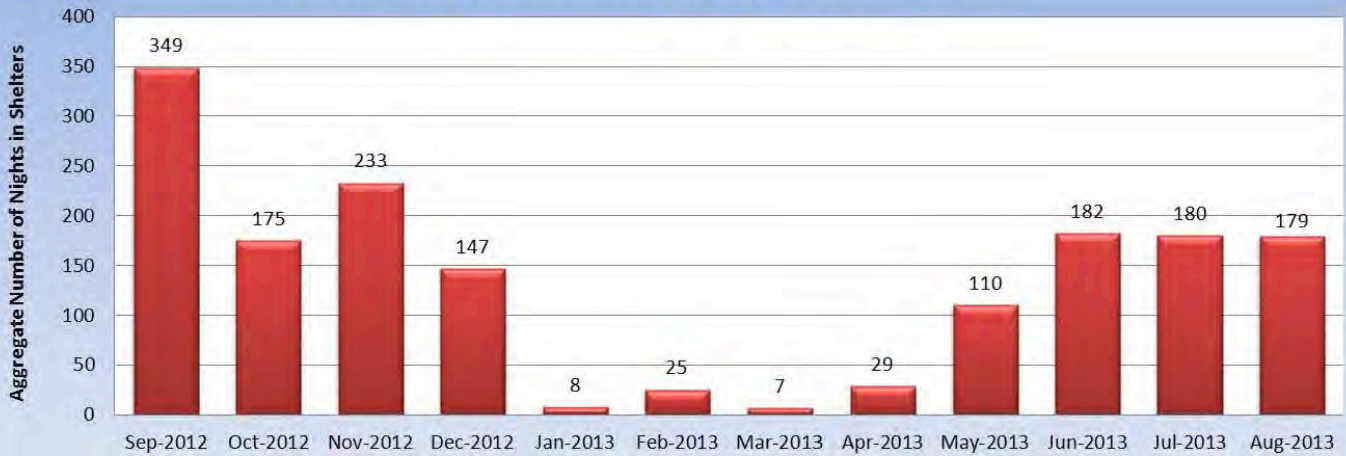
	Sep-2012	Oct-2012	Nov-2012	Dec-2012	Jan-2013	Feb-2013	Mar-2013	Apr-2013	May-2013	Jun-2013	Jul-2013	Aug-2013
Contacts Made by Primary Worker	5017	5329	5563	5773	6317	6450	6513	6701	6733	6906	6778	6919
Minimum Contacts Required	8582	8662	8775	8706	8815	8957	9093	9376	9542	9567	9619	9684
% Made	58.5%	61.5%	63.4%	66.3%	71.7%	72.0%	71.6%	71.5%	70.6%	72.2%	70.5%	71.4%

**Data:** The Data reflects the total number of required visits due to children in out of home care and the number of total required visits made by the primary assigned worker for a given month. Only one visit per month by the primary worker is counted even though multiple visits may have been made by multiple workers during the month. For SFY14, the interim target is 70%.

**Comments Sep 2013:** The worker visitation rate for primary workers in August 2013 was 71.4%.

5.1: Shelter Use – Age 0-1 Years

**5.1: Monthly Shelter-Nights, Age 0-1 - Aug 2013**



Data Source: KIDS Data

	Sep-2012	Oct-2012	Nov-2012	Dec-2012	Jan-2013	Feb-2013	Mar-2013	Apr-2013	May-2013	Jun-2013	Jul-2013	Aug-2013
# of Nights	349	175	233	147	8	25	7	29	110	182	180	179

**5.1: Monthly Children in Shelter, Age 0-1 - Aug 2013**



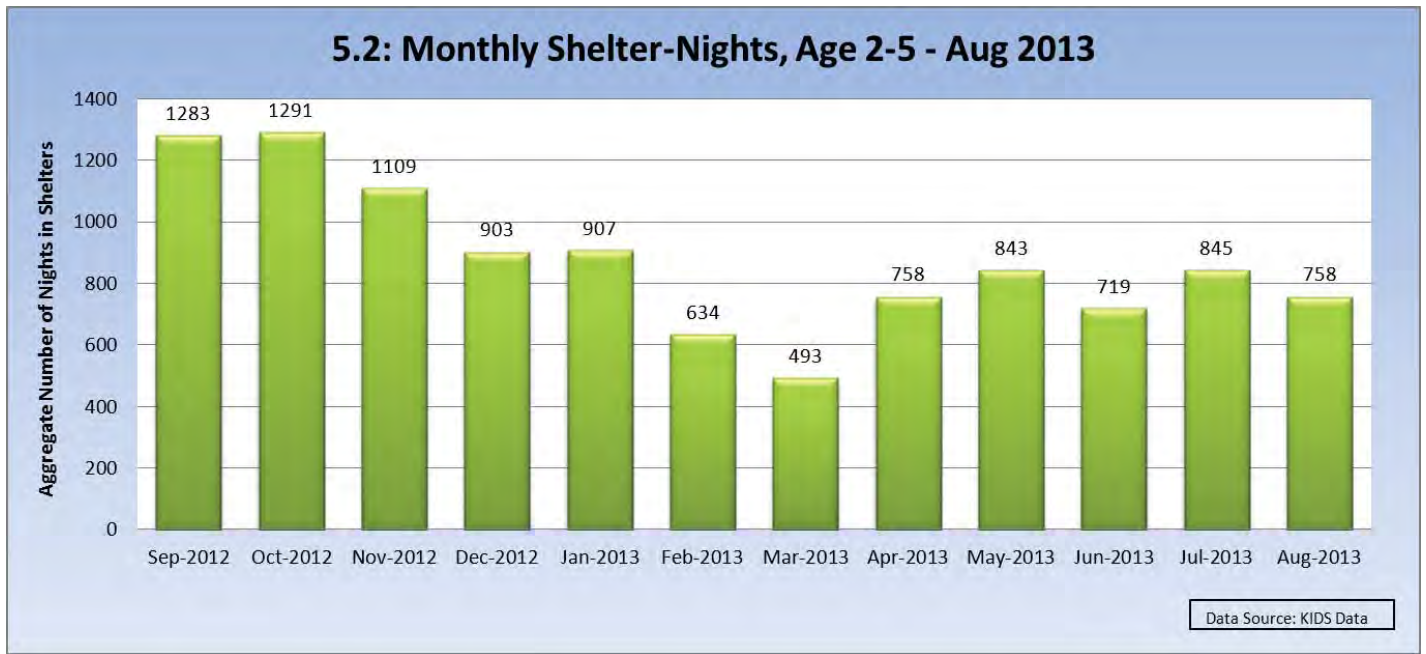
Data Source: KIDS Data

	Sep-2012	Oct-2012	Nov-2012	Dec-2012	Jan-2013	Feb-2013	Mar-2013	Apr-2013	May-2013	Jun-2013	Jul-2013	Aug-2013
# of Children	52	37	41	28	3	6	1	8	18	19	21	28

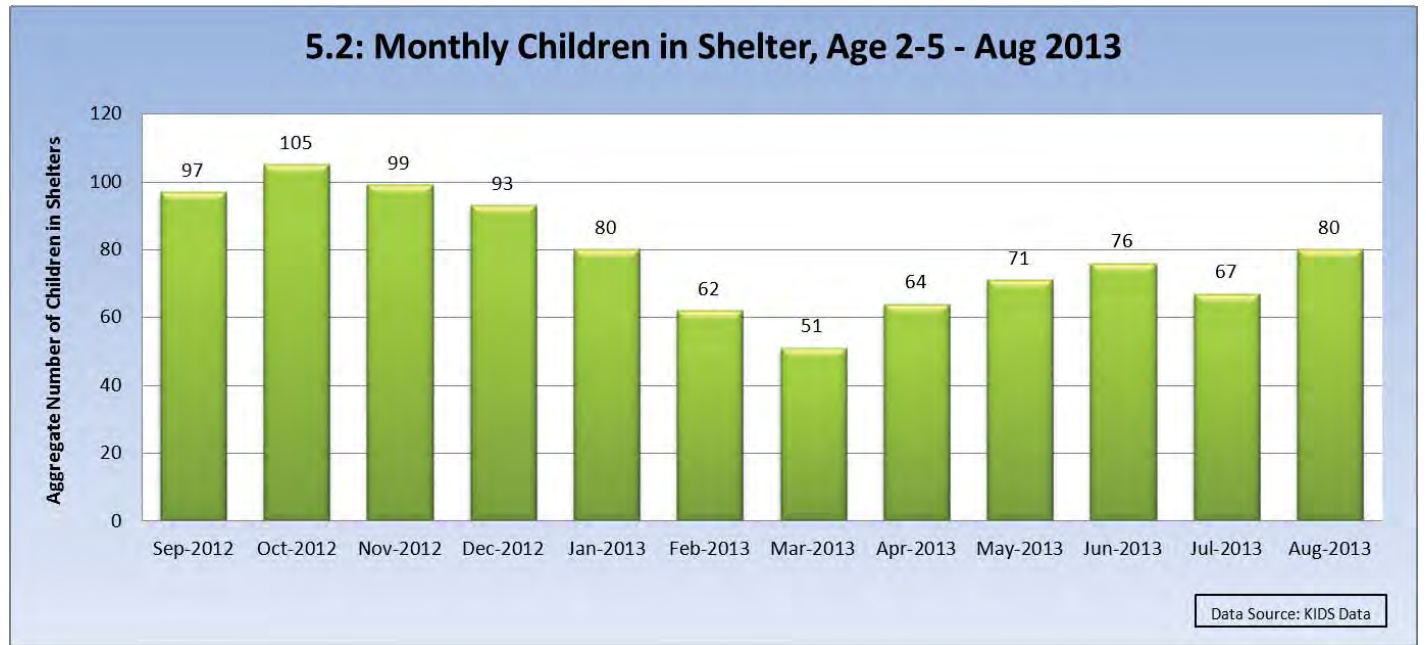
**Data:** Data shown for the number of children will count some children more than once if their shelter stay extended from one month into the next. This Pinnacle Plan Measure was implemented 12/31/12. Automatic exceptions will be made for children in the following circumstances: If the child is part of a sibling set of 4 or more, a child placed with a minor parent who is also in DHS custody, or medically fragile children requiring 24 hour care.

**Comments Sep 2013:** In August 2013, 28 children age 0-1 years spent a total of 179 nights in the shelter. Of these 28 children, 8 met the automatic exception as part of a sibling set of four or more, 1 child was part of a sibling set of four or more and met the automatic exception as medically fragile, and 1 child was placed with a minor parent in DHS custody.

5.2: Shelter Use – Age 2-5 Years



	Sep-2012	Oct-2012	Nov-2012	Dec-2012	Jan-2013	Feb-2013	Mar-2013	Apr-2013	May-2013	Jun-2013	Jul-2013	Aug-2013
# of Nights	1283	1291	1109	903	907	634	493	758	843	719	845	758



	Sep-2012	Oct-2012	Nov-2012	Dec-2012	Jan-2013	Feb-2013	Mar-2013	Apr-2013	May-2013	Jun-2013	Jul-2013	Aug-2013
# of Children	97	105	99	93	80	62	51	64	71	76	67	80

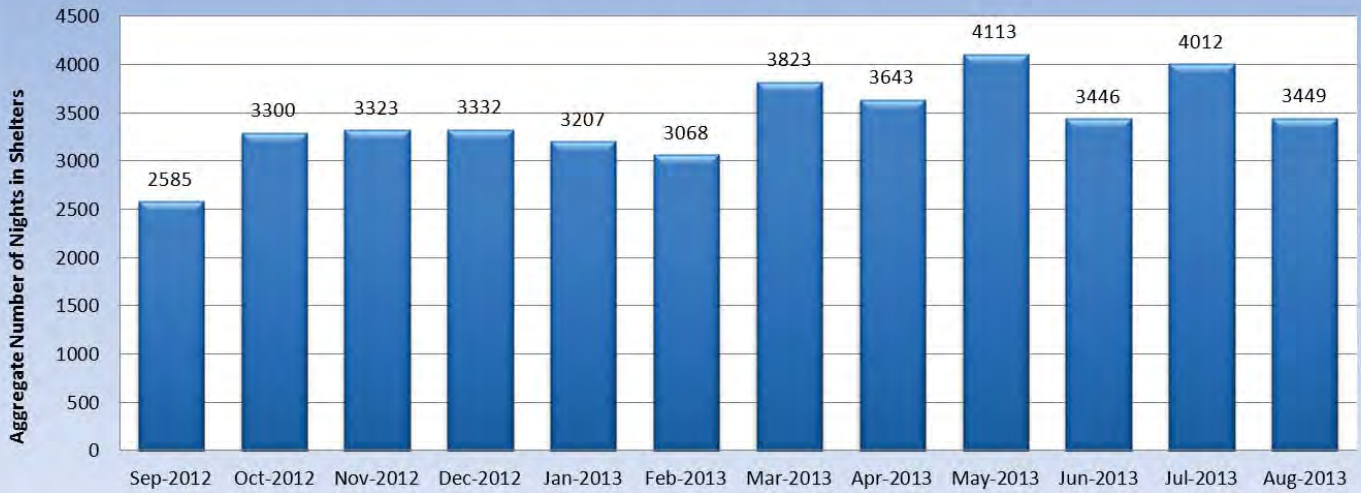
**Data:** Data shown for the number of children will count some children more than once if their shelter stay extended from one month into the next. The Pinnacle Plan commitment to stop the use of shelters for children age 2-5 years was implemented on 7/1/13.

**Comments Sep 2013:** In August 2013, 80 children, age 2-5 years spent a total of 758 nights in the shelter. Of these 80 children, 19 met the automatic exception as part of a sibling set of 4 or more.



5.3: Shelter Use – Age 6-12 Years

**5.3: Monthly Shelter-Nights, Age 6-12 - Aug 2013**



Data Source: KIDS Data

	Sep-2012	Oct-2012	Nov-2012	Dec-2012	Jan-2013	Feb-2013	Mar-2013	Apr-2013	May-2013	Jun-2013	Jul-2013	Aug-2013
# of Nights	2585	3300	3323	3332	3207	3068	3823	3643	4113	3446	4012	3449

**5.3: Monthly Children in Shelter, Age 6-12 - Aug 2013**



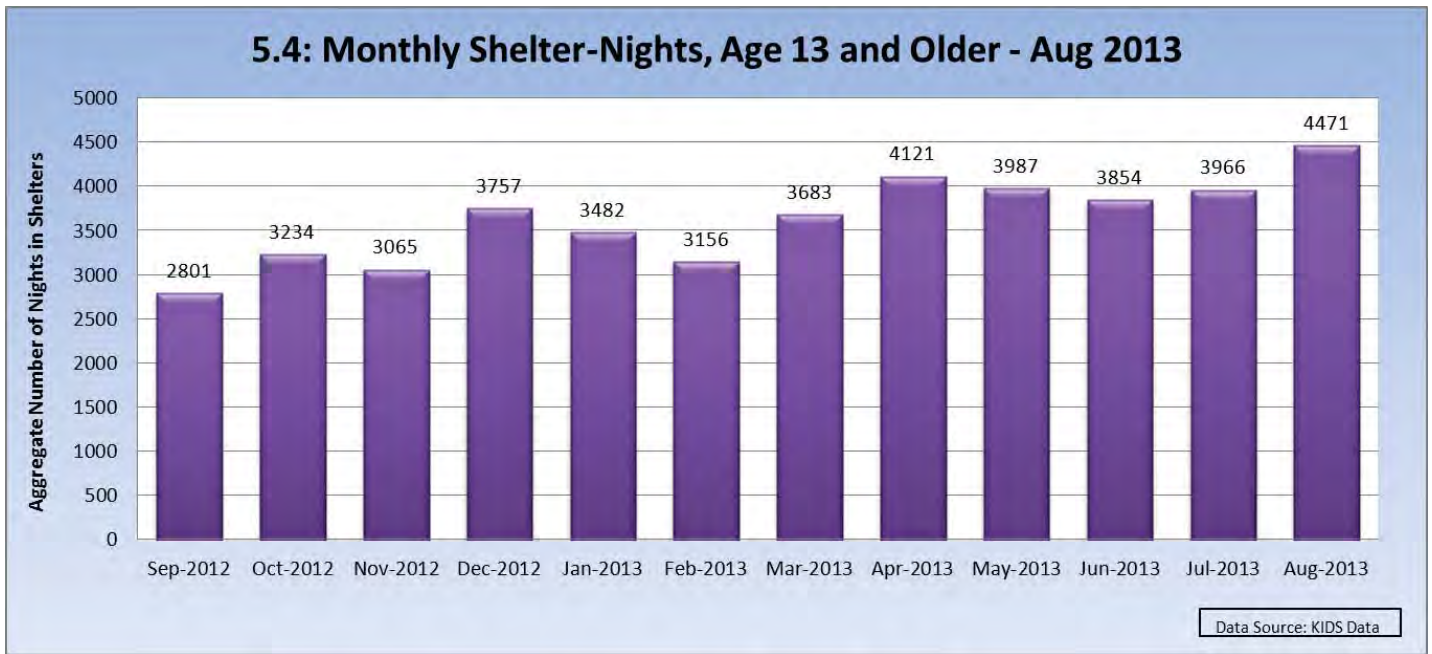
Data Source: KIDS Data

	Sep-2012	Oct-2012	Nov-2012	Dec-2012	Jan-2013	Feb-2013	Mar-2013	Apr-2013	May-2013	Jun-2013	Jul-2013	Aug-2013
# of Children	192	219	187	189	212	238	245	239	229	213	245	235

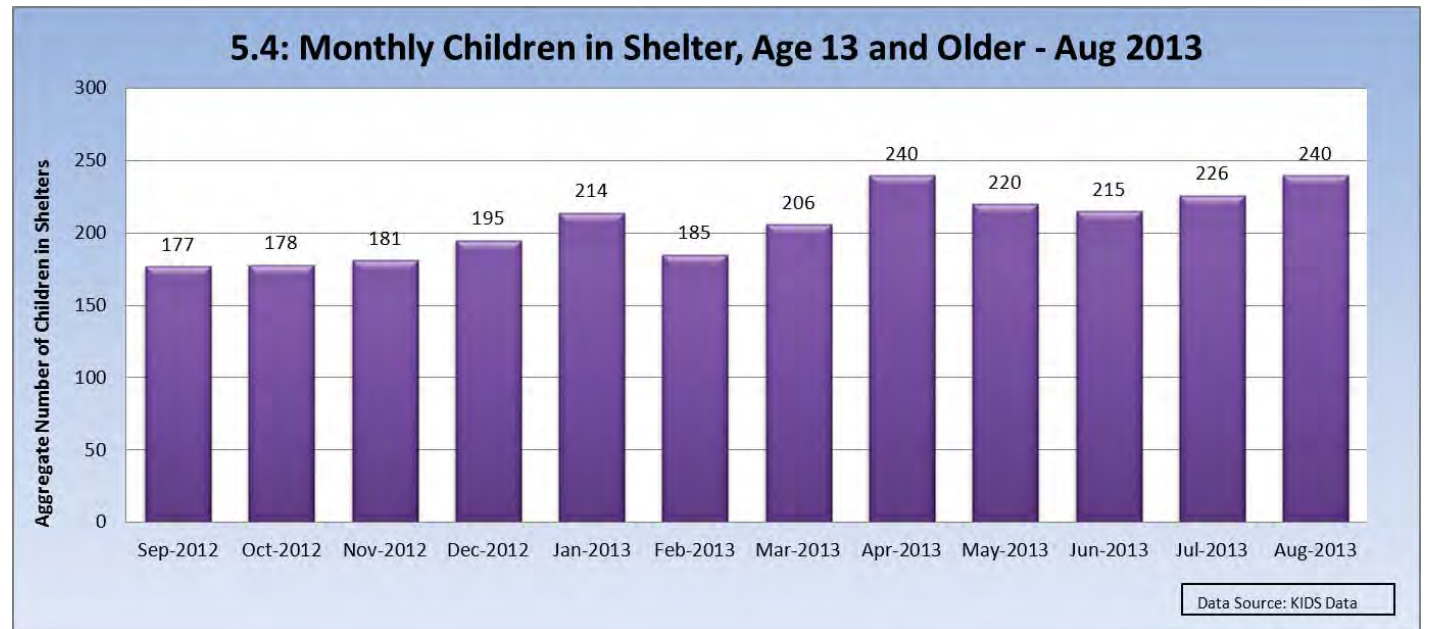
**Data:** Data shown for the number of children will count some children more than once if their shelter stay extended from one month into the next. The Pinnacle Plan commitment to stop the use of shelters for children age 6-12 years will be implemented beginning 7/1/2014.

**Comments Sep 2013:** In August 2013, 235 children, age 6-12 years spent a total of 3449 nights in the shelter.

5.4: Shelter Use – Age 13 Years and Older



	Sep-2012	Oct-2012	Nov-2012	Dec-2012	Jan-2013	Feb-2013	Mar-2013	Apr-2013	May-2013	Jun-2013	Jul-2013	Aug-2013
# of Nights	2801	3234	3065	3757	3482	3156	3683	4121	3987	3854	3966	4471



	Sep-2012	Oct-2012	Nov-2012	Dec-2012	Jan-2013	Feb-2013	Mar-2013	Apr-2013	May-2013	Jun-2013	Jul-2013	Aug-2013
# of Children	177	178	181	195	214	185	206	240	220	215	226	240

**Data:** Data shown for the number of children will count some children more than once if their shelter stay extended from one month into the next.

**Comments Sep 2013:** In August 2013, 240 children age 13 and older spent a total of 4471 nights in the shelter.

Context Data		
Total Number of Children in Out of Home Care August 2013 - 10,850 Children		
Age	# of Children	% of Total
0-1 Years	1862	17.16%
2-5 Years	3450	31.80%
6-12 Years	3759	34.65%
Over 13 Years	1779	16.40%
Race	# of Children	% of Total
White	4161	38.35%
African American	1133	10.44%
Multi Race	2950	27.19%
Native American	803	7.40%
Hispanic*	1782	16.42%
Pacific Islander	4	0.04%
Asian	17	0.16%
TOTAL	10850	100.00%

\*Note: Hispanic or Latino origin is not counted as a primary race

