



Drug Utilization Review Board

Oklahoma Health Care Authority
2401 N.W. 23rd Street, Suite 1A
Oklahoma City, Oklahoma 73107
Ponca Room

Wednesday
April 11, 2012
6:00 p.m.





The University of Oklahoma

Health Sciences Center

COLLEGE OF PHARMACY

PHARMACY MANAGEMENT CONSULTANTS

MEMORANDUM

TO: Drug Utilization Review Board Members

FROM: Shellie Keast, Pharm.D., M.S.

SUBJECT: Packet Contents for Board Meeting – April 11, 2012

DATE: April 5, 2012

NOTE: The DUR Board will meet at 6:00 p.m. The meeting will be held in the Ponca Room at the Oklahoma Health Care Authority Offices in Shepherd Mall. (North Entrance)

Enclosed are the following items related to the April meeting. Material is arranged in order of the Agenda.

Call to Order

Public Comment Forum

Action Item – Approval of DUR Board Meeting Minutes – See Appendix A.

Update on DUR / MCAU Program – See Appendix B.

Genetic Technologies in Health Care Presentation

Action Item – Vote to Prior Authorize Kalydeco™ – See Appendix C.

Action Item – Annual Review of Growth Hormones – See Appendix D.

Fiscal Year 2011 Annual Review – See Appendix E.

Action Item – Questions Regarding Annual Review of Requip XL® and Mirapex ER® – See Appendix F.

Action Item – Questions Regarding Annual Review of Metazolv® – See Appendix G.

FDA and DEA Updates – See Appendix H.

Future Business

Adjournment

**Oklahoma Health Care Authority
Drug Utilization Review Board
(DUR Board)
Meeting – April 11, 2012 @ 6:00 p.m.**

Oklahoma Health Care Authority
2401 N.W. 23rd Street, Suite 1-A
Oklahoma City, Oklahoma 73107
Ponca Room (North Entrance)

AGENDA

Discussion and Action on the Following Items:

Items to be presented by Dr. Muchmore, Chairman:

1. **Call To Order**
 - A. Roll Call – Dr. Cothran

Items to be presented by Dr. Muchmore, Chairman:

2. **Public Comment Forum**
 - A. Acknowledgment of Speakers and Agenda Items

Items to be presented by Dr. Muchmore, Chairman:

3. **Action Item – Approval of DUR Board Meeting Minutes – See Appendix A.**
 - A. March 14, 2012 DUR Minutes – Vote
 - B. March 15, 2012 DUR Recommendation Memorandum

Items to be presented by Dr. Keast, Dr. Muchmore, Chairman:

4. **Update on DUR / Medication Coverage Authorization Unit – See Appendix B.**
 - A. Retrospective Drug Utilization Review for December 2011
 - B. Retrospective Drug Utilization Review Response for October 2011
 - C. Medication Coverage Activity for March 2012

Items to be presented by Dr. Martinez, Dr. Muchmore, Chairman

5. **Genetic Technologies in Health Care – Presented by Alison Adams Martinez, Ph.D., OHCA Clinical Data Analyst**

Items to be presented by Dr. Le, Dr. Muchmore, Chairman

6. **Action Item – Vote to Prior Authorize Kalydeco™ – See Appendix C.**
 - A. COP Recommendations

Items to be presented by Dr. Moore, Dr. Muchmore, Chairman

7. **Action Item – Annual Review of Growth Hormones – See Appendix D.**
 - A. Current Authorization Criteria
 - B. Utilization Review
 - C. Prior Authorization Review
 - D. Market News and Updates
 - E. COP Recommendations

Items to be presented by Dr. Keast, Dr. Muchmore, Chairman

8. **FY 2011 Annual Review – See Appendix E.**
 - A. Top 100 Medications by Total Pharmacy Reimbursement
 - B. Top 50 Medications by Number of Pharmacy Claims
 - C. Pharmacy Claims Comparison by Therapeutic Category

Items to be presented by Dr. Le, Dr. Muchmore, Chairman

9. **Action Item – Questions Regarding Annual Review of Requip XL[®] and Mirapex ER[®] – See Appendix F.**
 - A. Current Authorization Criteria
 - B. Utilization Review
 - C. Prior Authorization Review
 - D. Market News and Updates
 - E. COP Recommendations
 - F. Utilization Details

Items to be presented by Dr. Sipols, Dr. Muchmore, Chairman

10. **Action Item – Questions Regarding Annual Review of Metazolv[®] – See Appendix G.**
 - A. Current Authorization Criteria
 - B. Utilization Review
 - C. Prior Authorization Review
 - D. Market News and Updates
 - E. COP Recommendations

Items to be presented by Dr. Cothran, Dr. Muchmore, Chairman

11. **FDA and DEA Updates – See Appendix H.**
12. **Future Business**
 - A. Annual Review of Atypical Antipsychotics
 - B. Annual Review of NSAIDs
 - C. New Product Reviews
 - D. Medical Product Reviews
13. **Adjournment**



Appendix A

OKLAHOMA HEALTH CARE AUTHORITY
 DRUG UTILIZATION REVIEW BOARD MEETING
 MINUTES of MEETING of MARCH 14, 2012

BOARD MEMBERS:	PRESENT	ABSENT
Brent Bell, D.O., D.Ph.: Vice-Chairman	X	
Mark Feightner, Pharm.D.		X
Anetta Harrell, Pharm.D.	X	
Evelyn Knisely, Pharm.D.		X
Thomas Kuhls, M.D.	X	
John Muchmore, M.D., Ph.D.: Chairman	X	
Paul Louis Preslar, D.O., MBA	X	
James Rhymer, D.Ph.	X	
Bruna Varalli-Claypool, MHS, PA-C		X
Eric Winegardener, D.Ph.		X

COLLEGE of PHARMACY STAFF:	PRESENT	ABSENT
Terry Cothran, D.Ph.; Pharmacy Director	X	
Karen Egesdal, D.Ph.; SMAC-ProDUR Coordinator/OHCA Liaison	X	
Shellie Keast, Pharm.D, M.S.; DUR Manager	X	
Chris Le, Pharm.D.; Clinical Coordinator	X	
Mark Livesay, Operations Manager	X	
Carol Moore, Pharm.D.; Clinical Pharmacist	X	
Neeraj Patel, Pharm.D.; Clinical Pharmacist	X	
Lester A. Reinke, Ph.D.; Associate Dean for Graduate Studies & Research	X	
Leslie Robinson, D.Ph.; PA Coordinator	X	
Jennifer Sipols, Pharm.D.; Clinical Pharmacist	X	
Graduate Students: Amany Hussein, Manish Mittal	X	
Visiting Pharmacy Student(s): Chi Ly, Eric Adkins	X	

OKLAHOMA HEALTH CARE AUTHORITY STAFF:	PRESENT	ABSENT
Mike Fogarty, J.D., M.S.W.; Chief Executive Officer		X
Garth Splinter, M.D., M.B.A.; Director of Medicaid/Medical Services	X	
Rebecca Pasternik-Ikard, Deputy State Medicaid Director		X
Nancy Nesser, Pharm.D., J.D.; Pharmacy Director	X	
Lynn Rambo-Jones, J.D.; Deputy General Counsel III	X	
Carter Kimble, MPH/Public Affairs- Information Rep.		X
Jill Ratterman, D.Ph.; Pharmacy Specialist	X	
Kerri Wade, Senior Pharmacy Financial Analyst	X	
Stacey Hale, Pharmacy Research Analyst	X	

OTHERS PRESENT:		
Eric Gardner, Vertex	Jamie Tobitt, Vertex	Lisa Valalle, Genzyme
Richard Ponder, Johnson & Johnson	Charlene Kaiser, Amgen	Brad Clay, Amgen
Russ Wilson, JJHCS	Randy McGinley, Bayer	Pat Trahan, Taro
Casey Cobb, Taro	Brian Maves, Pfizer	

PRESENT FOR PUBLIC COMMENT:	
Agenda Item No. 6	Brad Clay, Amgen
Agenda Item No. 8	Jamie Tobitt, Vertex

AGENDA ITEM NO. 1: CALL TO ORDER

1A: Roll Call

Dr. Muchmore called the meeting to order. Roll call by Dr. Cothran established the presence of a quorum.

ACTION: NONE REQUIRED

AGENDA ITEM NO. 2: PUBLIC COMMENT FORUM

Dr. Muchmore acknowledged the speakers for public comment:

Agenda Item No. 6 Brad Clay, Amgen

Agenda Item No. 8 Jamie Tobitt, Vertex

ACTION: NONE REQUIRED

AGENDA ITEM NO. 3: APPROVAL OF DUR BOARD MINUTES

3A: February 8, 2012 DUR Minutes

Dr. Kuhls moved to approve as submitted; seconded by Dr. Preslar.

ACTION: MOTION CARRIED

AGENDA ITEM NO. 4: UPDATE ON DUR/MEDICATION COVERAGE AUTHORIZATION UNIT

4A: Retrospective Drug Utilization Review: November 2011

4B: Retrospective Drug Utilization Review Response: September 2011

4C: Medication Coverage Activity Audit: February 2012

4D: Pharmacy Help Desk Activity Audit: February 2012

Reports included in agenda packet; presented by Dr. Keast.

ACTION: NONE REQUIRED

AGENDA ITEM NO. 5: VOTE TO PRIOR AUTHORIZE ABSTRAL®, LAZANDA®, NUCYNTA® ER, AND OXECTA®

Guest Speaker: Melton Edminsten, Chief Agent of Diversion, Oklahoma Bureau of Narcotics and Dangerous Drugs (OBND). Mr. Edminsten gave a presentation regarding abuse of pharmaceuticals, beginning with the history of the OBND's OSTAR program, leading up to the current prescription monitoring program. Mr. Edminsten emphasized a study on overdoses over the past year, average seven per day. Statistical data reported approximately 80% of overdoses are from pharmaceutical (prescription) drugs. Mr. Edminsten spoke about "take-back" programs which give citizens an opportunity to properly dispose of unused and unneeded prescription drugs. Board members discussed with Mr. Edminsten the availability of the OBND database to identify prescribers and clients that have potential for abuse and/or fraud, and that further legislation will be needed to make changes so that pharmacies and Health Care Authority can track prescribers/clients and identify fraudulent cases.

Reports included in agenda packet; presented by Dr. Keast.

Dr. Bell moved to approve as submitted; seconded by Dr. Kuhls.

ACTION: MOTION CARRIED

AGENDA ITEM NO. 6: VOTE TO PRIOR AUTHORIZE XGEVA®

For Public Comment; Brad Clay, Pharm.D. Dr. Clay stated his approval of the College of Pharmacy's recommendations for prior authorization of Xgeva® and responded to questions from the Board.

Materials included in agenda packet; presented by Dr. Sipols.

Dr. Harrell moved to approve as submitted; seconded by Dr. Bell.

ACTION: MOTION CARRIED

AGENDA ITEM NO. 7: VOTE TO PRIOR AUTHORIZE HYDROXYPROGESTERONE CAPROATE

Materials included in agenda packet; presented by Dr. Moore.

Dr. Bell moved to approve as submitted; seconded by Dr. Harrell.

ACTION: MOTION CARRIED

AGENDA ITEM NO. 8: 30-DAY NOTICE TO PRIOR AUTHORIZE KALYDECO™

For Public Comment: Jamie Tobitt: Mr. Tobitt discussed the usage, dosage and precautions for use of Kalydeco™, as well as trial data and responded to questions from the Board.

Materials included in agenda packet; presented by Dr. Le.

ACTION: NONE REQUIRED

AGENDA ITEM NO. 9: QUESTIONS REGARDING ANNUAL REVIEW OF AMPYRA®

Materials included in agenda packet; presented by Dr. Moore.

ACTION: NONE REQUIRED

AGENDA ITEM NO. 10: QUESTIONS REGARDING ANNUAL REVIEW OF QUTENZA®

Materials included in agenda packet; presented by Dr. Keast.

ACTION: NONE REQUIRED

AGENDA ITEM NO. 11: FDA & DEA UPDATES

Materials included in agenda packet; presented by Dr. Cothran.

ACTION: NONE REQUIRED

AGENDA ITEM NO. 12: FUTURE BUSINESS

Materials included in agenda packet; submitted by Dr. Cothran.

A: Annual Review of Requip XL®

B: Annual Review of Metasolv®

C: Fiscal Year 2011 Review

D: New Product Reviews

E: Medical Product Reviews

ACTION: NONE REQUIRED

AGENDA ITEM NO. 13: ADJOURNMENT

The meeting was adjourned at 7:03 p.m.



The University of Oklahoma
Health Sciences Center
COLLEGE OF PHARMACY
PHARMACY MANAGEMENT CONSULTANTS

Memorandum

Date: March 15, 2012

To: Nancy Nesser, Pharm.D., J.D.
Pharmacy Director
Oklahoma Health Care Authority

From: Shellie Keast, Pharm.D., M.S.
Drug Utilization Review Manager
Pharmacy Management Consultants

Subject: DUR Board Recommendations from Meeting of March 14, 2012

Recommendation 1: Vote to Prior Authorize Abstral® (fentanyl), Lazanda® (fentanyl), Nucynta® ER (tapentadol) and Oxecta® (oxycodone)

MOTION CARRIED by unanimous approval.

The College of Pharmacy recommends placement of the following products in the Narcotic PBPA Tier structure:

Abstral® (fentanyl): to be placed in the Oncology Only Tier with an age restriction of at least 18 years of age and a quantity limit of four tablets daily. Additionally, a reason why other forms of fentanyl breakthrough pain therapy cannot be used must be provided.

Lazanda® (fentanyl): to be placed in the Oncology Only Tier (once a federal rebate is in place) with an age restriction of at least 18 years of age and a quantity limit of 5 mL per month. Additionally, a reason why other forms of fentanyl breakthrough pain therapy cannot be used must be provided.

Nucynta® ER (tapentadol): to be placed in Tier 3 of the Long-Acting Products with an age restriction of at least 18 years of age and a quantity limit of two tablets daily.

Oxecta® (oxycodone): to be placed in Tier 3 of the Short-Acting products with a quantity limit of 8 per day.

Recommendation 2: Vote to Prior Authorize Xgeva® (denosumab)

MOTION CARRIED by unanimous approval.

The College of Pharmacy recommends medical prior authorization of Xgeva® (denosumab) with the following criteria:

1. FDA approved indication of prevention of skeletal-related events in patients with bone metastases from solid tumors.

Recommendation 3: Vote to Prior Authorize 17-Hydroxyprogesterone Caproate

MOTION CARRIED by unanimous approval.

The College of Pharmacy recommends medical prior authorization of this medication.

Criteria for Approval for 17-Hydroxyprogesterone Caproate

- 1) Documented history of previous singleton spontaneous preterm delivery (SPTD) prior to 37 weeks gestation; and
- 2) Current singleton pregnancy; and
- 3) Gestational age between 16 weeks, 0 days and 20 weeks, 6 days of gestation.
- 4) Authorizations will be for once a week administration in an office setting through 36 weeks, 6 days of gestation.

Recommendation 4: Annual Review of Amypra® (dalfampridine)

NO ACTION REQUIRED.

The College of Pharmacy does not recommend any changes to the current Prior Authorization for Ampyra® (dalfampridine) at this time.

Recommendation 4: Annual Review of Qutenza® (dalfampridine)

NO ACTION REQUIRED.

The College of Pharmacy does not recommend any changes to the current Prior Authorization for Qutenza® (capsaicin) 8% patch at this time.



Appendix B

RETROSPECTIVE DRUG UTILIZATION REVIEW REPORT

December 2011

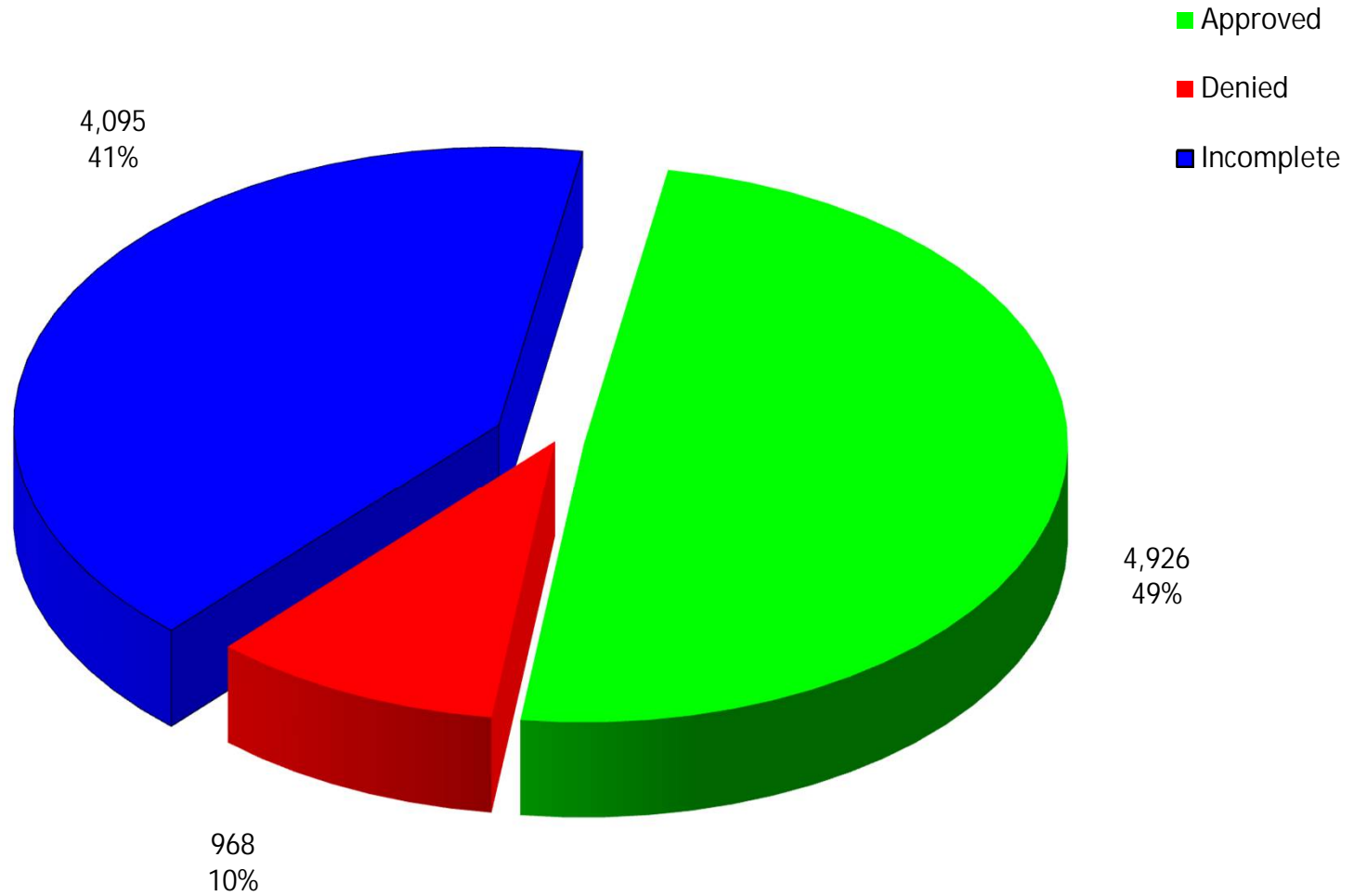
MODULE	DRUG INTERACTION	DUPLICATION OF THERAPY	DRUG-DISEASE PRECAUTIONS	DOSING & DURATION
Total # of <u>messages</u>	55,959	70,566	1,081,126	33,651
<u>Limits</u> applied	Established, Major, Males and Females, Age 0-18	Duplication of Atypical Antipsychotics, Males and Females, Age 17-19	Contraindicated, Cardiac Dysrhythmias, Males and Females Ages 0-21	High Dose, Duration, Proton Pump Inhibitors, Males only, age 13-14
Total # of <u>messages</u> after <u>limits</u> were applied	25	221	46	43
Total # of <u>members</u> reviewed	25	154	27	43
LETTERS				
Category	Prescribers	Pharmacies	Total Letters	
Drug Interaction	0	0	0	
Duplication of Therapy	85	0	85	
Drug-Disease Precautions	2	0	2	
Dosing & Duration	8	0	8	
Total Letters Sent	95	0	95	

Retrospective Drug Utilization Review Report

Claims Reviewed for October 2011

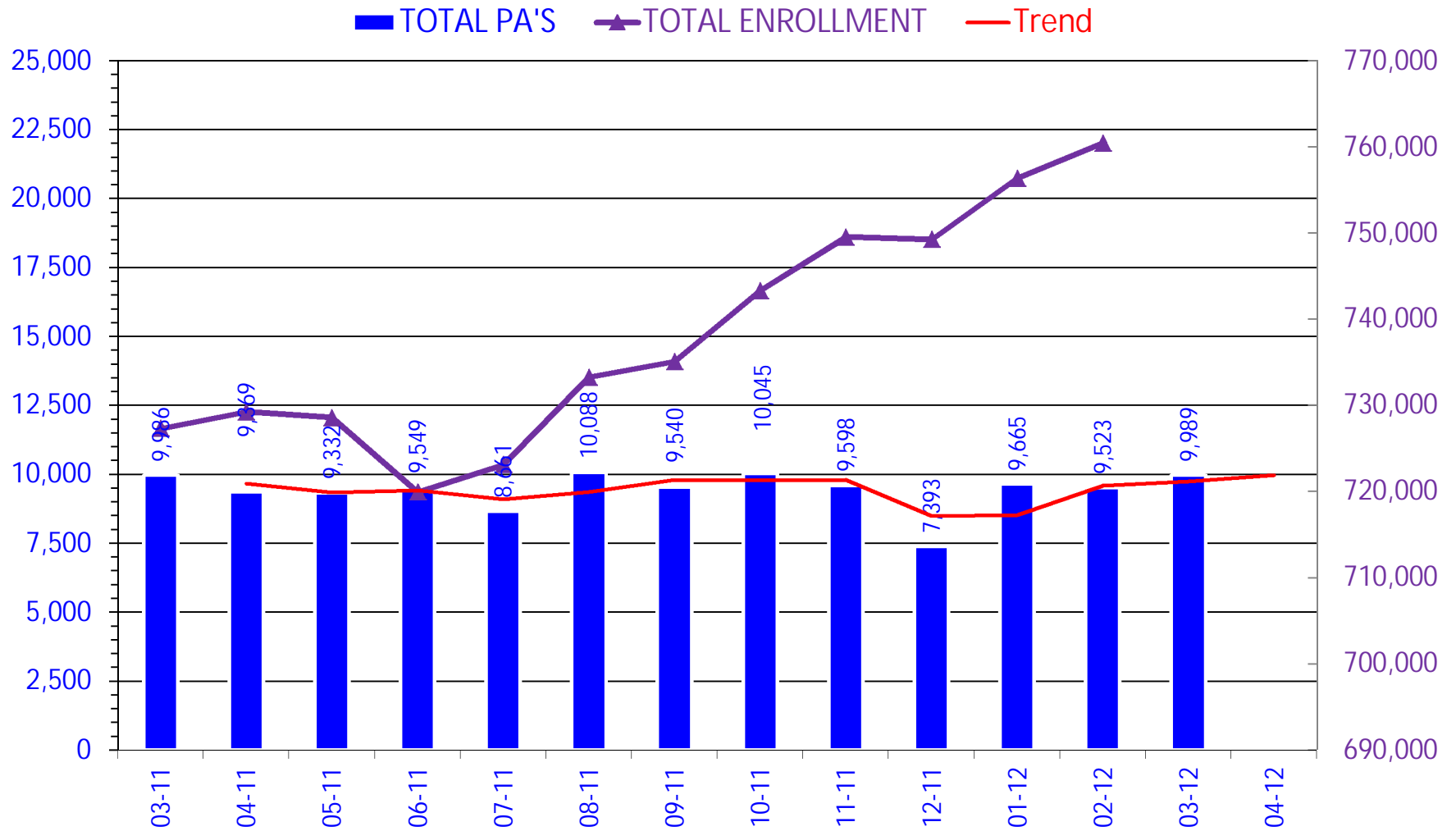
Module	Drug Interaction	Duplication of Therapy	Drug-Disease Precautions	Dosing & Duration
Limits which were applied	Established, Major, Males and Females, Age 51-60	Duplication of Atypical Antipsychotics, Males and Females, Age 11-13	Contraindicated, Epilepsy, Males and Females, Age 40-150	High Dose, Proton Pump Inhibitors, Males and Females, Age 11-12
Response Summary (Prescriber) Letters Sent: 105 Response Forms Returned: 59 The response forms returned yielded the following results:				
3 (5%)	<i>Record Error—Not my patient.</i>			
3 (5%)	<i>No longer my patient.</i>			
2 (3%)	<i>Medication has been changed prior to date of review letter.</i>			
5 (8%)	<i>I was unaware of this situation & will consider making appropriate changes in therapy.</i>			
42 (71%)	<i>I am aware of this situation and will plan to continue monitoring therapy.</i>			
4 (8%)	<i>Other</i>			
Response Summary (Pharmacy) Letters Sent: 1 Response Forms Returned: 1 The response forms returned yielded the following results:				
0	<i>Record Error—Not my patient.</i>			
0	<i>No longer my patient.</i>			
0	<i>Medication has been changed prior to date of review letter.</i>			
1 (100%)	<i>I was unaware of this situation & will consider making appropriate changes in therapy.</i>			
0	<i>I am aware of this situation and will plan to continue monitoring therapy.</i>			
0	<i>Other</i>			

PRIOR AUTHORIZATION ACTIVITY REPORT: March 2012



PA totals include overrides

PRIOR AUTHORIZATION REPORT: March 2011 – March 2012



PA totals include overrides

Prior Authorization Activity

3/1/2012 Through 3/31/2012

	Total	Approved	Denied	Incomplete	Average Length of Approvals in Days
Advair/Symbicort	362	145	27	190	360
Amitiza	37	10	4	23	198
Anti-Ulcer	436	142	101	193	95
Antidepressant	314	105	17	192	349
Antihistamine	251	168	10	73	350
Antihypertensives	74	16	7	51	313
Antimigraine	93	25	11	57	313
Atypical Antipsychotics	796	405	40	351	351
Benzodiazepines	73	48	3	22	179
Biologics	32	19	0	13	337
Bladder Control	60	16	7	37	361
Brovana (Arformoterol)	1	0	0	1	0
Byetta	26	8	3	15	362
Elidel/Protopic	37	22	2	13	89
ESA	136	74	6	56	97
Fibric Acid Derivatives	4	0	1	3	0
Fibromyalgia	177	40	45	92	329
Fortamet/Glumetza	4	0	0	4	0
Forteo	8	1	2	5	360
Glaucoma	17	7	0	10	363
Growth Hormones	58	46	3	9	173
HFA Rescue Inhalers	236	38	57	141	325
Insomnia	73	18	10	45	169
Insulin	6	2	0	4	274
Misc Analgesics	45	3	35	7	251
Multiple Sclerosis	4	1	0	3	182
Muscle Relaxant	133	57	46	30	45
Nasal Allergy	250	62	66	122	123
NSAIDS	140	31	14	95	302
Ocular Allergy	96	15	13	68	124
Ocular Antibiotics	65	17	6	42	25
Opioid Analgesic	403	218	23	162	257
Other	1,157	455	138	564	295
Otic Antibiotic	56	11	2	43	9
Pediculicides	181	53	21	107	13
Plavix	233	157	3	73	337
Prenatal Vitamins	13	0	2	11	0
Singular	933	486	56	391	238
Smoking Cessation	70	28	3	39	32
Statins	173	85	6	82	361
Stimulant	651	342	62	247	329
Suboxone/Subutex	165	115	9	41	72
Synagis	92	60	12	20	24
Topical Antibiotics	11	0	1	10	0
Topical Antifungals	14	2	4	8	27
Topical Corticosteroids	69	4	18	47	69
Ultram ER and ODT	3	1	0	2	179
Xolair	20	4	7	9	361
Xopenex Nebs	21	10	3	8	344
Zetia (Ezetimibe)	15	7	1	7	361
Emergency PAs	12	12	0	0	
Total	8,336	3,591	907	3,838	

Overrides

Brand	62	43	0	19	255
Dosage Change	566	528	8	30	7
High Dose	4	4	0	0	278
Ingredient Duplication	7	6	0	1	13
Lost/Broken Rx	116	110	0	6	8
NDC vs Age	14	14	0	0	255
Nursing Home Issue	110	101	0	9	11
Other	27	21	1	5	12
Quantity vs. Days Supply	743	504	52	187	267
Stolen	3	3	0	0	3
Third Brand Request	1	1	0	0	14
Overrides Total	1,653	1,335	61	257	
Total Regular PA + Overrides	9,989	4,926	968	4,095	

Denial Reasons

Unable to verify required trials.	3,471
Does not meet established criteria.	943
Lack required information to process request.	672
Drug Not Deemed Medically Necessary	1

Duplicate Requests: 659

Letters: 2,297

No Process: 348

Changes to existing PAs: 606



Appendix C

Vote to Prior Authorize Kalydeco™ (Ivacaftor)

Oklahoma Health Care Authority
April 2012

Manufacturer	Vertex Pharmaceuticals, Inc.
Classification	Cystic Fibrosis Transmembrane Conductance Protein Potentiator
Status	Prescription Only

Recommendations

The College of Pharmacy recommends prior authorization of Kalydeco™ (ivacaftor) with the following criteria:

1. FDA approved indication of Cystic Fibrosis with a G551D mutation in the CFTR gene detected by genetic testing.
2. Age of 6 years or older.
3. Quantity limit of two tablets per day, #60 per 30 days will apply.
4. Initial approval will be for 6 months, after which time, compliance and information regarding efficacy, such as improvement in FEV₁, will be required for continued approval.



Appendix D

Annual Review of Growth Hormones

Oklahoma Health Care Authority
April 2012

Current Indications for Growth Hormone

Covered Indications (prior to epiphyseal closure)

- 1) Classic hGH deficiency as determined by childhood hGH stimulation tests outlined below
- 2) Panhypopituitarism with history of pituitary or hypothalamic injury due to tumor, trauma, surgery, irradiation, hemorrhage or infarction or a congenital anomaly, and
 - a. ≥ 3 pituitary hormones deficient and IGF-1 ≤ 2.5 SD below the mean
 - b. 0, 1, or 2 hormones deficient and IGF-1 $< 50^{\text{th}}$ percentile (midline) and failure of a growth hormone stimulation test as outlined below
- 3) Panhypopituitarism in children with height < 2.25 SD below mean for age and MRI evidence for empty sella, pituitary stalk agenesis or ectopic posterior pituitary “bright spot”
- 4) Short stature associated with Prader-Willi Syndrome
- 5) Short stature associated with chronic renal insufficiency (pre-transplantation)
- 6) History of intrauterine growth restriction who have not reached a normal height (≥ 2.25 SD below mean for age/gender) by age 2 years
- 7) Idiopathic short stature (ISS) who are ≥ 2.25 SD below mean for height and are unlikely to catch up in height
- 8) Turner syndrome, Noonan Syndrome, or 45X, 46XY mosaicism
- 9) Hypoglycemia with evidence for hGH deficiency
- 10) SHOX deficiency (with genetic evidence for short stature homeobox-containing gene deficiency)
- 11) Other evidence for hGH deficiency submitted for panel review and decision

Current Criteria for Growth Hormone

Tier 1*	Tier 2
Nutropin® and Nutropin AQ® (Genentech) – vials, Pen, Cartridge	Genotropin® (Pfizer) - Cartridge, MiniQuick
	Humatrope® (Eli Lilly) - Vials, Cartridge kits
	Norditropin® (NovoNordisk) - NordiPen cartridges, NordiFlex pens, FlexPro pens
	Omnitrope® (Sandoz) - Vials, Cartridge
	Saizen® (EMD Serono) - Vials, Cartridges for Easypod, Cool.click, Click.easy
	Serostim® (EMD Serono) - Vials
	Zorbtive® (EMD Serono) - Vials
	Tev-Tropin® (Gate/Teva) - Vials

*Supplemental rebate

All products contain the identical 191 amino acid sequence found in pituitary-derived hGH

Prior Authorization Criteria:

- a) Documented allergic reaction to non-active components of all available Tier 1 medications.
- b) Clinical exception applies to members with a diagnosis of AIDS wasting syndrome, in which case Serostim® can be used, regardless of its current tier status.

Trends in Utilization of Growth Hormones

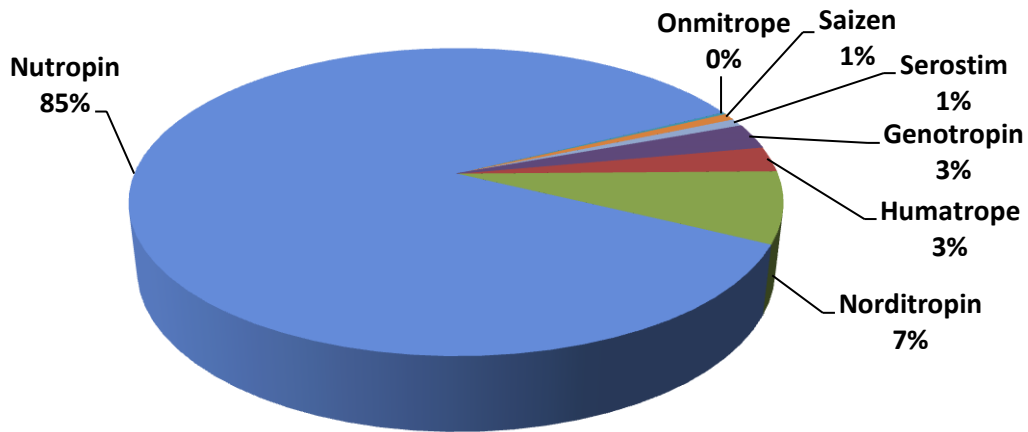
The preferred product requirement started February 1, 2011. This table shows the comparison of the first year's data and the same period the previous year.

Utilization of Growth Hormones

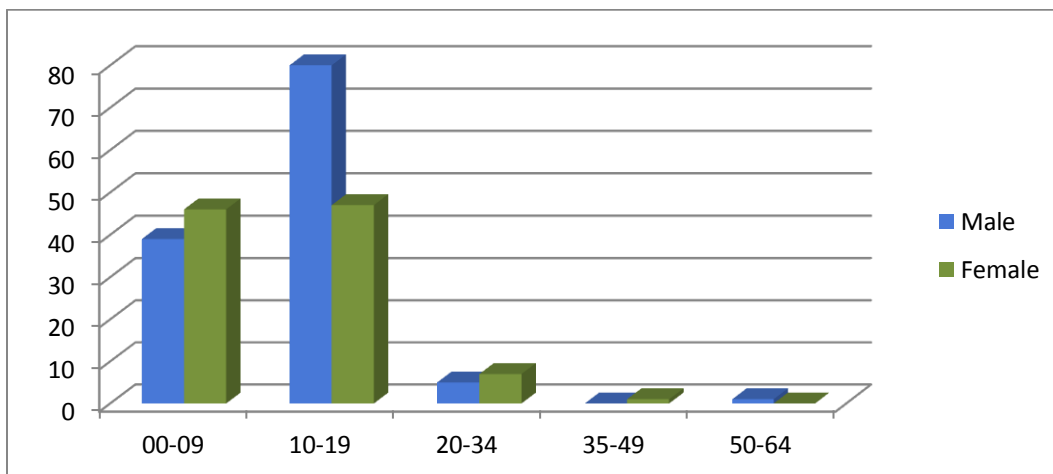
Year	Members	Claims	Cost*	Cost/Claim	Per-diem	Units	Days
2/1/2010-1/31/2011	216	1,600	\$3,915,088.26	\$2,446.93	\$86.85	10,302	45,079
2/1/2011-1/31/2012	226	1,672	\$4,074,417.09	\$2,436.85	\$86.87	9,933	46,905
% Change	4.60%	4.50%	4.07%	-0.30%	-0.41%	-3.58%	4.05%
Change	10	72	\$159,328.83	-\$10.08	\$0.02	-369	1,826

*Does not include supplemental rebate.

Market Share of Growth Hormone Products

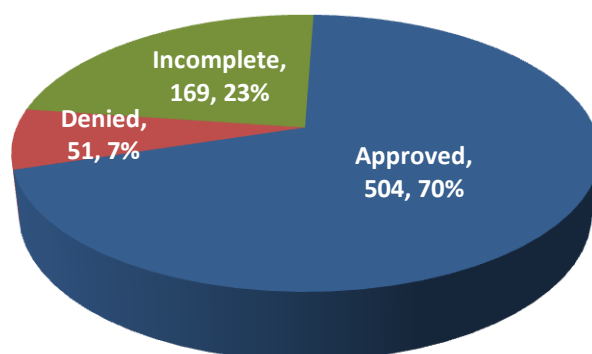


Demographics of Members Utilizing Growth Hormone



Prior Authorization of Growth Hormones

A total of 724 petitions were submitted for growth hormone in the first year that the preferred product was required.



Utilization Details of Growth Hormones

There was no use of Zorbitive™ or Tev-tropin®. The preferred product requirement went into effect in February, 2011. The data covers usage from February 1, 2011 through January 31, 2012.

BRAND NAME	CLAIMS	UNITS	DAYS	MEMBERS	COST	CLAIMS/MEMBER	COST/MG
NUTROPIN AQ INJ 10MG/2ML	752	4,546	21,594	115	\$1,686,283.18	6.54	\$74.19
NUTROPIN AQ INJ 20MG/2ML	297	1,552	8,140	48	\$1,123,768.66	6.19	\$72.41
NUTROPIN AQ INJ NUSPIN 5	221	1,188	5,988	40	\$206,821.82	5.53	\$69.64
NUTROPIN INJ 10MG	118	603	3,358	25	\$423,630.37	4.72	\$70.25
NORDITROPIN INJ 15/1.5ML	42	190	1,179	21	\$108,028.32	2	\$56.86
NORDITROPIN INJ 10/1.5ML	36	158	981	17	\$59,714.82	2.12	\$56.70
NORDITROPIN INJ 30/3ML	32	165	824	16	\$117,740.64	2	\$71.36
GENOTROPIN INJ 5MG	30	134	913	8	\$47,125.96	3.75	\$70.34
NUTROPIN INJ 5MG	27	111	737	6	\$41,499.41	4.5	\$74.77
HUMATROPE INJ 12MG	21	57	452	7	\$50,347.81	3	\$73.61
NORDITROPIN INJ 5/1.5ML	17	80	474	9	\$19,009.81	1.89	\$71.28
OMNITROPE INJ 5/1.5ML	14	63	350	2	\$8,860.61	7	\$42.19
HUMATROPE INJ 6MG	14	55	419	8	\$24,316.26	1.75	\$73.69
GENOTROPIN INJ 1MG	10	280	280	2	\$19,689.50	5	\$70.32
SAIZEN INJ 8.8MG	9	53	270	2	\$30,108.71	4.5	\$64.56
GENOTROPIN INJ 1.2MG	8	224	245	2	\$19,802.49	4	\$73.67
GENOTROPIN INJ 0.2MG	6	189	189	2	\$1,324.26	3	\$35.05
GENOTROPIN INJ 12MG	4	14	109	4	\$11,806.06	1	\$70.27
SEROSTIM INJ 6MG	4	112	112	1	\$33,794.46	4	\$50.29
HUMATROPE INJ 24MG	3	12	90	1	\$21,184.44	3	\$73.56
GENOTROPIN INJ 0.4MG	2	56	56	1	\$1,572.94	2	\$70.22
HUMATROPE INJ 5MG	3	35	89	2	\$12,476.79	1.5	\$71.29
GENOTROPIN INJ 2MG	1	28	28	1	\$3,933.82	1	\$70.25
GENOTROPIN INJ 0.8MG	1	28	28	1	\$1,575.95	1	\$70.35
Totals	1,672	9,933	46,905	226*	\$4,074,417.09	7.67	\$66.55**

*Unduplicated Members **Average cost/mg – does not include supplemental rebate

Market News

- Upcoming Patent Expirations:
 - Humatrope® - March 2012
 - Genotropin® - April 2013
 - Nutropin® AQ – June 2015
 - Norditropin® – December 2015
 - Saizen® - April 2016
 - Serostim® - April 2016
- December 2010 – The FDA issued a safety announcement regarding a study conducted in France that reported a small increased risk of death for persons treated with recombinant human growth hormone during childhood for idiopathic growth hormone deficiency and idiopathic or gestational short stature. The FDA did not recommend discontinuation of growth hormone, but continues to review this issue.
 - August 2011 – Follow-up: Review of current literature and evaluation by the FDA’s Adverse Event Report System (AERS) did not reveal a link between GH and an increased risk of death.

Recommendation

The College of Pharmacy recommends no changes to this category at this time.



Appendix E

Top 100 Medications by Total Pharmacy Reimbursement Fiscal Year 2011 vs Fiscal Year 2010

		2011		2010	
		Rank		Rank	Amount Paid
Aripiprazole	Abilify	1	\$19,092,957.90	1	\$19,956,759.37
Quetiapine	Seroquel	2	\$14,383,603.77	2	\$16,366,434.83
Methylphenidate	Multiple Products	3	\$12,865,109.04	7	\$8,281,802.56
Montelukast Sodium	Singulair	4	\$12,488,013.47	4	\$10,388,882.68
Albuterol Sulfate	Multiple Products	5	\$9,830,426.57	5	\$8,604,795.10
Olanzapine	Zyprexa	6	\$8,395,315.08	6	\$8,555,330.74
Lisdexamfetamine Dimesylate	Vyvanse	7	\$6,689,487.02	11	\$5,986,604.80
Budesonide Inhalation	Pulmicort	8	\$6,506,213.63	9	\$6,168,899.71
Oxycodone HCl	Multiple Products	9	\$5,870,736.13	8	\$6,418,293.11
Fluticasone-Salmeterol	Advair	10	\$5,283,336.87	10	\$6,026,884.43
Palivizumab	Synagis	11	\$5,092,504.25	13	\$5,521,071.73
Antiinhibitor Coagulant Complex For Inj	Feiba VH	12	\$5,069,283.24	14	\$5,048,208.22
Amphetamine-Dextroamphetamine	Multiple Products	13	\$4,963,871.14	15	\$4,798,659.35
Antihemophilic Factor (Recombinant)	Multiple Products	14	\$4,834,140.33	12	\$5,686,002.18
Fluticasone Propionate	Flovent HFA	15	\$4,583,426.85	21	\$3,235,972.89
Dexmethylphenidate	Focalin*	16	\$4,457,455.29	25	\$2,781,350.75
Ziprasidone	Geodon	17	\$3,976,512.26	16	\$4,485,790.86
Somatropin Inj	Multiple Products	18	\$3,863,741.44	18	\$3,798,741.66
Azithromycin	Zithromax*	19	\$3,764,751.75	20	\$3,377,545.36
Hydrocodone-Acetaminophen	Multiple Products	20	\$3,640,908.12	17	\$3,806,138.46
Insulin Glargine	Lantus	21	\$3,507,273.85	24	\$2,843,730.10
C1 Inhibitor (Human)	Cinryze	22	\$3,186,787.24	30	\$2,341,946.67
Paliperidone	Invega	23	\$2,869,111.82	19	\$3,527,912.40
Antihemophilic Factor rAHF-PFM	Advate	24	\$2,809,236.33	26	\$2,494,962.83
Enoxaparin	Lovenox	25	\$2,807,067.47	28	\$2,447,836.94
Atomoxetine	Strattera	26	\$2,760,004.79	33	\$2,225,685.27
Insulin Aspart	Novolog	27	\$2,699,263.68	40	\$1,993,149.45
Etanercept	Enbrel	28	\$2,489,617.64	36	\$2,050,745.54
Clopidogrel	Plavix	29	\$2,477,839.99	34	\$2,184,939.84
Amoxicillin & K Clavulanate	Augmentin*	30	\$2,386,501.85	27	\$2,448,458.24
Fluticasone Propionate	Flonase*	31	\$2,349,147.53	89	\$782,014.79
Efavirenz-Emtricitabine-Tenofovir	Atripla	32	\$2,342,125.70	54	\$1,491,236.61
Adalimumab	Humira	33	\$2,289,102.31	44	\$1,743,800.26
Oseltamivir	Tamiflu	34	\$2,231,167.02	31	\$2,318,307.16
Pregabalin	Lyrica	35	\$2,217,701.02	29	\$2,387,743.31
Amoxicillin	Amoxil*	36	\$2,216,782.01	41	\$1,935,684.22
Cefdinir	Cefdinir	37	\$2,210,860.14	32	\$2,284,089.58
Pioglitazone	Actos	38	\$2,153,951.52	39	\$1,995,965.57
Dornase Alfa	Pulmozyne	39	\$2,142,986.65	47	\$1,642,786.38
Peginterferon alfa-2a	Pegasys	40	\$2,136,207.10	37	\$2,043,076.38

		2011		2010	
		Rank		Rank	Amount Paid
Levalbuterol	Xopenex*	41	\$2,074,201.59	35	\$2,143,079.90
Tobramycin Nebu Soln	Tobi	42	\$1,924,646.49	61	\$1,249,303.25
Clozapine	Multiple Products	43	\$1,918,735.11	49	\$1,611,406.16
Cefixime	Suprax	44	\$1,900,650.18	58	\$1,369,010.78
Duloxetine	Cymbalta	45	\$1,814,917.28	45	\$1,730,474.25
Coagulation Factor IX (Recombinant)	Benefix	46	\$1,809,179.41	76	\$979,085.03
Tiotropium Bromide	Spiriva	47	\$1,721,638.44	57	\$1,389,809.68
Levetiracetam	Keppra*	48	\$1,716,010.84	46	\$1,725,354.86
Glatiramer Acetate	Copaxone	49	\$1,715,711.26	60	\$1,309,814.48
Risperidone	Risperdal Inj	50	\$1,601,282.26	38	\$2,006,356.08
Escitalopram	Lexapro	51	\$1,583,059.82	51	\$1,528,680.94
Venlafaxine	Multiple Products	52	\$1,574,762.71	43	\$1,817,290.27
Ipratropium-Albuterol	Multiple Products	53	\$1,506,867.14	56	\$1,411,044.17
Insulin Lispro (Human)	Humalog	54	\$1,494,530.89	63	\$1,212,128.41
Divalproex	Depakate*	55	\$1,428,372.90	42	\$1,850,284.80
Cetirizine	Zyrtec*	56	\$1,418,987.30	55	\$1,431,442.04
Interferon Beta-1a	Rebif	57	\$1,378,584.95	65	\$1,145,374.86
Omeprazole	Prilosec*	58	\$1,342,889.91	75	\$1,010,791.16
Oxcarbazepine	Trileptal*	59	\$1,328,389.50	59	\$1,329,766.31
Insulin Detemir	Levemir	60	\$1,324,046.60	74	\$1,023,231.19
Fentanyl Patch	Duragesic*	61	\$1,307,348.29	68	\$1,095,441.51
Paliperidone Palmitate IM	Invega Inj	62	\$1,300,233.78	-	\$375,506.57
Pancrelipase	Multiple Products	63	\$1,295,514.58	-	\$417,760.87
Lamotrigine	Lamictal*	64	\$1,289,440.34	64	\$1,209,036.19
Coagulation Factor VIIa (Recomb)	Novoseven	65	\$1,277,638.24	3	\$13,020,459.95
Atorvastatin	Lipitor	66	\$1,252,636.88	23	\$2,954,063.78
Risperidone	Risperdal*	67	\$1,249,328.75	48	\$1,640,424.89
Deferasirox	Exjade	68	\$1,241,369.47	66	\$1,136,168.07
Levofloxacin	Levaquin	69	\$1,227,138.19	71	\$1,051,073.16
Emtricitabine-Tenofovir	Truvada	70	\$1,213,359.90	70	\$1,057,109.86
Buprenorphine HCl-Naloxone HCl	Suboxone	71	\$1,196,830.75	94	\$733,821.32
Prednisolone	Multiple Products	72	\$1,146,636.23	84	\$812,585.12
Spacer/Aerosol-Holding Chambers	Multiple Products	73	\$1,097,358.10	77	\$958,285.01
Esomeprazole	Nexium	74	\$1,081,825.02	52	\$1,512,055.00
Diazepam Rectal Gel	Diastat	75	\$1,079,476.22	67	\$1,134,831.82
Norgestimate-Eth Estradiol	Multiple Products	76	\$1,070,571.11	86	\$791,616.93
Drospirenone-Ethinyl Estradiol	Multiple Products	77	\$1,049,027.82	50	\$1,572,452.88
Oxycodone-Acetaminophen	Multiple Products	78	\$1,035,968.03	72	\$1,029,069.33
Loratadine	Loratadine	79	\$992,837.71	73	\$1,027,563.41
Lansoprazole	Prevacid*	80	\$975,723.56	22	\$3,199,591.88
Imatinib Mesylate	Gleevac	81	\$967,972.29	78	\$915,971.02
Mometasone Furoate Inhal	Asmanex	82	\$966,149.15	93	\$741,447.29
Oxymorphone	Opana	83	\$965,050.25	93	\$741,447.29
Sitagliptin	Januvia	84	\$961,104.49	96	\$711,512.63

		2011		2010	
		Rank		Rank	Amount Paid
Alprazolam	Xanax*	85	\$949,655.59	-	\$641,290.71
Etonogestrel-Ethinyl Estradiol VA Ring	Nuvaring	86	\$917,514.35	87	\$790,208.39
Antihemophilic Factor/VWF (Human)	Humate-P	87	\$911,881.99	-	\$663,103.90
Budesonide-Formoterol	Symbicort	88	\$886,232.17	81	\$873,568.82
Sulfamethoxazole-Trimethoprim	Multiple Products	89	\$875,546.21	80	\$902,625.96
Desmopressin	Stimate	90	\$862,822.07	83	\$834,079.52
Gabapentin	Neurontin*	91	\$857,964.92	-	\$638,910.26
Valacyclovir	Valtrex*	92	\$847,816.35	62	\$1,217,163.38
Sapropterin Dihydrochloride	Kuvan	93	\$843,041.38	-	\$502,613.11
Morphine Sulfate	Multiple Products	94	\$834,788.99	90	\$752,954.12
Topiramate	Topamax*	95	\$832,852.88	69	\$1,062,199.96
Linezolid	Zyvox	96	\$777,926.64	-	\$646,464.99
Memantine	Namenda	97	\$763,074.74	-	\$495,876.71
Epinephrine Inj	Multiple Products	98	\$762,777.83	-	\$497,371.68
Tacrolimus	Prograf*	99	\$758,349.42	-	\$636,645.63
Clonidine	Catapres*	100	\$751,109.18	88	\$787,034.76
Fluticasone Furoate Nasal	Veramyst	-	\$158,941.45	53	\$1,497,728.71
Ciprofloxacin-Dexamethasone Otic	Ciprodex	-	\$70,800.35	79	\$913,398.08
Pegademase Bovine	Adagen	-	\$712,415.52	82	\$853,554.84
Bupropion	Wellbutrin*	-	\$726,707.80	85	\$800,441.54
Filgrastim	Neupogen	-	\$613,787.15	91	\$750,996.28
Cephalexin	Keflex*	-	\$742,506.59	92	\$747,112.78
Varenicline	Chantix	-	\$714,270.00	95	\$717,914.16
Fluticasone Propionate Oint	Cutivate*	-	\$629,141.83	97	\$680,149.48
Anastrozole	Arimidex*	-	\$49,880.13	98	\$680,068.51
Olopatadine HCl Opth	Multiple Products	-	\$463,281.91	99	\$671,338.18
Bosentan	Tracleer	-	\$716,190.27	100	\$670,791.71

*Includes Generics

Top 50 Medications by Number of Pharmacy Claims Fiscal Year 2011

Rank Claims	Rank Cost	Product	Claims	Units	Pharmacy Reimbursement	Units/ Day	Claims/ Member	Cost/ Day	Percent Cost
1	20	Hydrocodone/APAP	308,578	20,628,027	\$3,640,908.12	4.66	2.98	\$0.82	2.84%
2	36	Amoxicillin	246,015	27,213,621	\$2,216,782.01	11.48	1.54	\$0.93	1.73%
3	5	Albuterol	245,990	14,419,396	\$9,830,426.57	2.77	2.49	\$1.89	7.67%
4	19	Azithromycin	188,072	2,973,303	\$3,764,751.75	3.17	1.54	\$4.01	2.94%
5	56	Cetirizine	150,471	12,906,812	\$1,418,987.30	2.98	2.4	\$0.33	1.11%
6	85	Alprazolam	109,285	7,298,193	\$949,655.59	2.39	5.31	\$0.31	0.74%
7	79	Loratadine	100,746	7,669,776	\$992,837.71	2.54	2.28	\$0.33	0.78%
8	110	Ibuprofen	96,032	6,515,011	\$696,703.31	4.34	1.49	\$0.46	0.54%
9	4	Montelukast	94,290	2,822,976	\$12,488,013.47	1	4.73	\$4.42	9.75%
10	3	Methylphenidate	91,434	3,393,425	\$12,865,109.04	1.25	6.34	\$4.74	10.04%
11	89	Sulfamethoxazole-Trimethoprim	86,091	7,740,498	\$875,546.21	8.28	1.39	\$0.94	0.68%
12	58	Omeprazole	85,292	3,677,636	\$1,342,889.91	1.3	3.42	\$0.47	1.05%
13	31	Fluticasone Propionate Nasal	79,311	1,268,423	\$2,349,147.53	0.47	1.89	\$0.88	1.83%
14	30	Amoxicillin & K Clavulanate	69,028	6,131,371	\$2,386,501.85	8.88	1.35	\$3.46	1.86%
15	100	Clonidine	68,277	3,099,342	\$751,109.18	1.47	5.64	\$0.36	0.59%
16	67	Risperidone	65,977	2,910,005	\$1,249,328.75	1.44	4.98	\$0.62	0.98%
17	156	Citalopram	64,178	2,311,888	\$416,492.42	1.09	3.48	\$0.20	0.33%
18	128	Clonazepam	61,129	3,810,530	\$514,651.71	2.16	4.91	\$0.29	0.40%
19	116	Promethazine	58,504	2,537,027	\$582,781.01	6.47	1.61	\$1.49	0.45%
20	103	Cephalexin	57,900	4,797,530	\$742,506.59	9.11	1.27	\$1.41	0.58%
21	166	Lisinopril	57,223	2,497,877	\$395,832.45	1.11	4	\$0.18	0.31%
22	142	Tramadol	56,963	4,218,869	\$462,029.29	4.29	2.48	\$0.47	0.36%
23	37	Cefdinir	55,908	3,922,539	\$2,210,860.14	7.04	1.43	\$3.97	1.73%
24	72	Prednisolone	55,290	2,035,959	\$1,146,636.23	6.49	1.51	\$3.65	0.90%
25	139	Sertraline	54,704	2,096,465	\$471,701.89	1.17	3.89	\$0.26	0.37%
26	13	Amphetamine-Dextroamphetamine	53,959	2,095,509	\$4,963,871.14	1.3	6.26	\$3.08	3.88%
27	144	Trazodone	53,336	2,178,675	\$449,240.47	1.3	3.86	\$0.27	0.35%
28	78	Oxycodone/APAP	51,359	2,917,747	\$1,035,968.03	4.59	1.86	\$1.63	0.81%
29	165	Cyclobenzaprine	51,135	2,544,065	\$396,429.45	2.42	2.08	\$0.38	0.31%
30	124	Levothyroxine	47,472	1,895,527	\$536,524.02	1.01	4.98	\$0.29	0.42%
31	141	Fluoxetine	46,352	1,999,128	\$462,404.46	1.32	3.96	\$0.31	0.36%

Rank Claims	Rank Cost	Product	Claims	Units	Pharmacy Reimbursement	Units/Day	Claims/Member	Cost/Day	Percent Cost
32	7	Lisdexamfetamine	45,376	1,356,568	\$6,689,487.02	1	7.08	\$4.95	5.22%
33	91	Gabapentin	45,168	4,358,097	\$857,964.92	3.19	3.99	\$0.63	0.67%
34	173	Codeine/APAP	42,950	3,030,294	\$364,122.19	11	1.38	\$1.32	0.28%
35	251	Prednisone	41,969	924,487	\$209,745.15	2.14	1.49	\$0.49	0.16%
36	177	Metformin	41,925	2,842,940	\$353,904.99	2.09	4.29	\$0.26	0.28%
37	151	Ranitidine	38,791	3,279,364	\$428,037.28	2.81	2.44	\$0.37	0.33%
38	131	Zolpidem	38,145	1,089,972	\$510,111.83	0.99	3.83	\$0.46	0.40%
39	215	Diazepam	37,743	2,318,125	\$257,657.67	2.32	4.11	\$0.26	0.20%
40	161	Triamcinolone	37,247	2,772,116	\$405,928.05	5.23	1.51	\$0.77	0.32%
41	185	Simvastatin	36,684	1,510,571	\$333,380.73	1	3.99	\$0.22	0.26%
42	130	Mupirocin	36,335	855,148	\$510,203.18	2.1	1.29	\$1.25	0.40%
43	15	Fluticasone Propionate HFA	36,006	411,578	\$4,583,426.85	0.37	2.4	\$4.13	3.58%
44	16	Dexmethylphenidate	35,914	1,132,980	\$4,457,455.29	1.06	6.11	\$4.19	3.48%
45	1	Aripiprazole	34,814	1,075,707	\$19,092,957.90	0.99	5.47	\$17.52	14.90%
46	55	Divalproex	33,376	2,865,634	\$1,428,372.90	2.86	6.07	\$1.42	1.12%
47	2	Quetiapine	32,911	1,507,257	\$14,383,603.77	1.47	6.87	\$13.98	11.23%
48	218	Lorazepam	31,661	1,787,611	\$252,510.15	2.2	3.57	\$0.31	0.20%
49	246	Ondansetron	27,775	247,670	\$215,673.21	0.37	1.31	\$0.32	0.17%
50	292	Meloxicam	27,635	1,048,800	\$157,020.63	1.12	2.22	\$0.17	0.12%
		Totals	3,612,726	206,942,069	\$128,098,191.31	2.62	8.45	1.62	

Pharmacy Claims by Therapeutic Category Fiscal Year Comparison

(01) PENICILLINS

	2010		2011	
	Total Claims	Total Paid	Total Claims	Total Paid
Penicillins (0100)	0	\$0.00	0	\$0.00
Natural Penicillins (0110)	17,442	\$152,238.02	18,712	\$183,768.47
Ampicillins (0120)	207,495	\$1,957,972.14	247,342	\$2,236,980.44
Penicillinase-resistant (0130)	458	\$45,705.83	497	\$65,948.27
Extended Spectrum (0140)	0	\$0.00	0	\$0.00
Amidinopenicillins (0150)	0	\$0.00	0	\$0.00
Penicillin Combinations (0199)	63,711	\$2,491,726.07	69,191	\$2,445,609.48

(01) PENICILLINS TOTAL	289,106	\$4,647,642.06	335,742	\$4,932,306.66
-------------------------------	----------------	-----------------------	----------------	-----------------------

(02) CEPHALOSPORINS

	2010		2011	
	Total Claims	Total Paid	Total Claims	Total Paid
Cephalosporins (0200)	0	\$0.00	0	\$0.00
Cephalosporins - 1st Generation (0210)	53,498	\$834,743.70	60,417	\$830,625.16
Cephalosporins - 2nd Generation (0220)	16,636	\$561,249.38	18,623	\$629,195.39
Cephalosporins - 3rd Generation (0230)	55,114	\$3,802,691.29	66,986	\$4,315,215.32
Cephalosporins - 4th Generation (0240)	66	\$8,969.37	90	\$12,657.02
Cephalosporins Other (0250)	0	\$0.00	0	\$0.00
Cephalosporin Combinations (0299)	0	\$0.00	0	\$0.00

(02) CEPHALOSPORINS TOTAL	125,314	\$5,207,653.74	146,116	\$5,787,692.89
----------------------------------	----------------	-----------------------	----------------	-----------------------

(03) MACROLIDE ANTIBIOTICS

	2010		2011	
	Total Claims	Total Paid	Total Claims	Total Paid
Macrolide antibiotics (0300)	0	\$0.00	0	\$0.00
Erythromycins (0310)	4,078	\$53,384.65	3,670	\$73,502.67
Troleandomycin (0320)	0	\$0.00	0	\$0.00
Not Classified (0330)	0	\$0.00	0	\$0.00
Azithromycin (0340)	163,311	\$3,377,545.36	188,072	\$3,764,751.75
Clarithromycin (0350)	3,265	\$111,051.62	3,336	\$104,273.71
Dirithromycin (0352)	0	\$0.00	0	\$0.00
Miocamycin (0355)	0	\$0.00	0	\$0.00
Roxithromycin (0357)	0	\$0.00	0	\$0.00
Spiramycin (0360)	0	\$0.00	0	\$0.00

(03) MACROLIDE ANTIBIOTICS TOTAL	170,654	\$3,541,981.63	195,078	\$3,942,528.13
---	----------------	-----------------------	----------------	-----------------------

(04) TETRACYCLINES

	2010		2011	
	Total Claims	Total Paid	Total Claims	Total Paid
Tetracyclines (0400)	24,399	\$314,905.29	28,012	\$326,103.26
Tetracycline Combinations (0499)	0	\$0.00	0	\$0.00

(04) TETRACYCLINES TOTAL	24,399	\$314,905.29	28,012	\$326,103.26
---------------------------------	---------------	---------------------	---------------	---------------------

(05) FLUOROQUINOLONES

	2010		2011	
	Total Claims	Total Paid	Total Claims	Total Paid
Fluoroquinolones (0500)	25,687	\$1,415,330.04	27,936	\$1,624,718.33
Fluoroquinolone Combinations (0599)	0	\$0.00	0	\$0.00

(05) FLUOROQUINOLONES TOTAL	25,687	\$1,415,330.04	27,936	\$1,624,718.33
------------------------------------	---------------	-----------------------	---------------	-----------------------

(07) AMINOGLYCOSIDES

	2010		2011	
	Total Claims	Total Paid	Total Claims	Total Paid
Aminoglycosides (0700)	965	\$1,283,196.53	931	\$1,944,887.21

(07) AMINOGLYCOSIDES TOTAL	965	\$1,283,196.53	931	\$1,944,887.21
-----------------------------------	------------	-----------------------	------------	-----------------------

(08) SULFONAMIDES

	2010		2011	
	Total Claims	Total Paid	Total Claims	Total Paid
Sulfonamides (0800)	3	\$1,261.04	2	\$844.09
Sulfa Combinations (0899)	0	\$0.00	0	\$0.00
(08) SULFONAMIDES TOTAL	3	\$1,261.04	2	\$844.09

(09) ANTIMYCOBACTERIAL AGENTS

	2010		2011	
	Total Claims	Total Paid	Total Claims	Total Paid
Antimycobacterial agents (0900)	769	\$49,203.12	646	\$42,094.06
Anti TB Combinations (0999)	0	\$0.00	0	\$0.00
(09) ANTIMYCOBACTERIAL AGENTS TOTAL	769	\$49,203.12	646	\$42,094.06

(11) ANTIFUNGALS

	2010		2011	
	Total Claims	Total Paid	Total Claims	Total Paid
Antifungals (1100)	5,700	\$427,152.59	6,294	\$583,059.66
Imidazole-Related Antifungals (1140)	19,764	\$519,532.68	22,690	\$663,600.42
Antifungal - Glucan Synthesis Inhibitors (Echinocandins) (1150)	14	\$44,579.50	17	\$76,645.40
(11) ANTIFUNGALS TOTAL	25,478	\$991,264.77	29,001	\$1,323,305.48

(12) ANTIVIRAL

	2010		2011	
	Total Claims	Total Paid	Total Claims	Total Paid
Antiviral (1200)	0	\$0.00	0	\$0.00
Antiretrovirals (1210)	7,069	\$5,831,276.17	8,224	\$7,461,632.40
CMV Agents (1220)	120	\$193,767.78	192	\$355,574.77
Hepatitis Agents (1235)	2,432	\$3,451,389.75	2,260	\$3,174,927.04
Herpes Agents (1240)	12,251	\$1,434,621.13	14,488	\$1,082,523.59
Influenza Agents (1250)	30,301	\$2,348,022.06	26,814	\$2,238,863.40
Respiratory Syncytial Virus (RSV) Agents (1260)	0	\$0.00	0	\$0.00
Misc. Antivirals (1270)	0	\$0.00	0	\$0.00
Antiviral Combinations (1299)	0	\$0.00	0	\$0.00
(12) ANTIVIRAL TOTAL	52,173	\$13,259,076.89	51,978	\$14,313,521.20

(13) ANTIMALARIAL

	2010		2011	
	Total Claims	Total Paid	Total Claims	Total Paid
Antimalarial (1300)	2,176	\$35,786.18	2,457	\$35,919.15
Antimalarial Combinations (1399)	16	\$3,773.86	45	\$8,519.64
(13) ANTIMALARIAL TOTAL	2,192	\$39,560.04	2,502	\$44,438.79

(14) AMEBICIDES

	2010		2011	
	Total Claims	Total Paid	Total Claims	Total Paid
Amebicides (1400)	0	\$0.00	0	\$0.00
Amebicide Combinations (1499)	0	\$0.00	0	\$0.00
(14) AMEBICIDES TOTAL	0	\$0.00	0	\$0.00

(15) ANTHELMINTIC

	2010		2011	
	Total Claims	Total Paid	Total Claims	Total Paid
Anthelmintic (1500)	3,896	\$54,152.60	4,498	\$69,392.65
Anthelmintic Combinations (1599)	0	\$0.00	0	\$0.00
(15) ANTHELMINTIC TOTAL	3,896	\$54,152.60	4,498	\$69,392.65

(16) MISC. ANTI-INFECTIVES

	2010		2011	
	Total Claims	Total Paid	Total Claims	Total Paid
Misc. anti-infectives (1600)	19,130	\$500,349.32	21,964	\$1,271,227.16
Polymyxins (1610)	1	\$138.26	2	\$82.60
Carbapenems (1615)	286	\$231,998.97	502	\$308,248.51
Chloramphenicols (1620)	0	\$0.00	0	\$0.00
Ketolides (1621)	0	\$0.00	0	\$0.00
Lincosamides (1622)	12,984	\$462,789.48	15,693	\$563,858.05
Oxazolidinones (1623)	352	\$646,464.99	403	\$777,926.64
Streptogramins (1625)	0	\$0.00	0	\$0.00
Cyclic Lipopeptides (1627)	90	\$212,235.35	95	\$199,667.93
Glycylcyclines (1629)	22	\$20,747.01	26	\$19,574.05
Leprostatics (1630)	236	\$7,197.83	234	\$7,176.81
Antiprotozoal Agents (1640)	86	\$29,812.52	98	\$39,621.85
Anti-infective Adjuvants (1650)	0	\$0.00	0	\$0.00
Sepsis Syndrome Agents (1660)	0	\$0.00	0	\$0.00
Misc. Anti-infective Combinations (1699)	79,347	\$930,574.26	86,762	\$899,310.14

(16) MISC. ANTI-INFECTIVES TOTAL	112,534	\$3,042,307.99	125,779	\$4,086,693.74
---	----------------	-----------------------	----------------	-----------------------

(17) VACCINES

	2010		2011	
	Total Claims	Total Paid	Total Claims	Total Paid
Vaccines (1700)	0	\$0.00	0	\$0.00
Viral Vaccines (1710)	1,022	\$19,203.72	3,438	\$58,790.24
Bacterial Vaccines (1720)	70	\$4,258.89	186	\$9,264.54
Mixed Vaccine Combinations (1799)	0	\$0.00	0	\$0.00

(17) VACCINES TOTAL	1,092	\$23,462.61	3,624	\$68,054.78
----------------------------	--------------	--------------------	--------------	--------------------

(18) TOXOIDS

	2010		2011	
	Total Claims	Total Paid	Total Claims	Total Paid
Toxoids (1800)	17	\$489.27	8	\$305.93
Toxoid Combinations (1899)	5	\$152.38	37	\$1,435.17

(18) TOXOIDS TOTAL	22	\$641.65	45	\$1,741.10
---------------------------	-----------	-----------------	-----------	-------------------

(19) PASSIVE IMMUNIZING AGENTS

	2010		2011	
	Total Claims	Total Paid	Total Claims	Total Paid
Passive immunizing agents (1900)	0	\$0.00	0	\$0.00
Immune Serums (1910)	614	\$521,170.54	776	\$577,308.26
Antitoxins-Antivenins (1920)	0	\$0.00	0	\$0.00
Monoclonal Antibodies (1950)	3,362	\$5,521,071.73	2,850	\$5,092,504.25
Passive Immunizing Agents - Combinations (1999)	0	\$0.00	0	\$0.00

(19) PASSIVE IMMUNIZING AGENTS TOTAL	3,976	\$6,042,242.27	3,626	\$5,669,812.51
---	--------------	-----------------------	--------------	-----------------------

(20) BIOLOGICALS MISC

	2010		2011	
	Total Claims	Total Paid	Total Claims	Total Paid
Biologicals misc (2000)	28	\$853,554.84	24	\$712,415.52
Allergenic Extracts (2010)	0	\$0.00	0	\$0.00

(20) BIOLOGICALS MISC TOTAL	28	\$853,554.84	24	\$712,415.52
------------------------------------	-----------	---------------------	-----------	---------------------

(21) ANTINEOPLASTICS

	2010		2011	
	Total Claims	Total Paid	Total Claims	Total Paid
Antineoplastics (2100)	0	\$0.00	0	\$0.00
Alkylating Agents (2110)	172	\$291,470.70	221	\$459,183.41
Antineoplastic Antibiotics (2120)	0	\$0.00	0	\$0.00
Antineoplastic Enzymes (2125)	0	\$0.00	0	\$0.00
Antimetabolites (2130)	3,868	\$612,903.47	4,520	\$709,521.53
Antineoplastic - Angiogenesis Inhibitors (2133)	7	\$32,942.55	5	\$47,846.76
Antineoplastic - Antibodies (2135)	3	\$29,207.12	2	\$11,886.07
Antineoplastic - Hormonal Agents (2140)	6,882	\$1,718,326.21	6,674	\$1,051,174.00
Antineoplastic - Immunomodulators (2145)	0	\$0.00	0	\$0.00
Mitotic Inhibitors (2150)	18	\$6,417.56	31	\$19,188.67
Antineoplastic Enzyme Inhibitors (2153)	385	\$1,963,184.64	478	\$2,833,718.56
Topoisomerase I Inhibitors (2155)	22	\$98,510.01	21	\$74,951.54
Antineoplastic Radiopharmaceuticals (2160)	0	\$0.00	0	\$0.00
Antineoplastics Misc. (2170)	275	\$100,284.36	357	\$233,664.16
Chemotherapy Rescue/Antidote Agents (2175)	102	\$21,265.40	78	\$12,572.49
Chemotherapy Adjuvants (2176)	0	\$0.00	0	\$0.00
Investigational - Antineoplastics (2180)	0	\$0.00	0	\$0.00
Antineoplastic Combinations (2199)	0	\$0.00	0	\$0.00

(21) ANTINEOPLASTICS TOTAL	11,734	\$4,874,512.02	12,387	\$5,453,707.19
-----------------------------------	---------------	-----------------------	---------------	-----------------------

(22) CORTICOSTEROIDS

	2010		2011	
	Total Claims	Total Paid	Total Claims	Total Paid
Corticosteroids (2200)	0	\$0.00	0	\$0.00
Glucocorticosteroids (2210)	129,492	\$1,466,596.12	150,495	\$1,932,050.26
Mineralocorticoids (2220)	855	\$24,201.16	874	\$22,136.43
(22) CORTICOSTEROIDS TOTAL	130,347	\$1,490,797.28	151,369	\$1,954,186.69

(23) ANDROGEN-ANABOLIC

	2010		2011	
	Total Claims	Total Paid	Total Claims	Total Paid
Androgen-anabolic (2300)	0	\$0.00	0	\$0.00
Androgens (2310)	872	\$157,853.90	1,358	\$271,685.65
Anabolic Steroids (2320)	0	\$0.00	0	\$0.00
(23) ANDROGEN-ANABOLIC TOTAL	872	\$157,853.90	1,358	\$271,685.65

(24) ESTROGENS

	2010		2011	
	Total Claims	Total Paid	Total Claims	Total Paid
Estrogens (2400)	13,131	\$647,485.36	14,207	\$685,385.10
Estrogen Combinations (2499)	1,649	\$126,243.70	1,913	\$155,804.97
(24) ESTROGENS TOTAL	14,780	\$773,729.06	16,120	\$841,190.07

(25) CONTRACEPTIVES

	2010		2011	
	Total Claims	Total Paid	Total Claims	Total Paid
Contraceptives (2500)	0	\$0.00	0	\$0.00
Progestin Contraceptives - Oral (2510)	4,225	\$145,369.48	5,570	\$188,889.52
Progestin Contraceptives - Injectable (2515)	7,599	\$307,447.99	9,631	\$395,166.98
Progestin IUD (2520)	305	\$208,869.70	140	\$99,138.09
Progestin Implants (2530)	72	\$45,189.19	275	\$182,302.30
Emergency Contraceptives (2540)	722	\$28,326.37	838	\$31,182.21
Combination Contraceptives - Transdermal (2596)	4,472	\$346,565.20	5,323	\$500,616.57
Combination Contraceptives - Vaginal (2597)	9,051	\$790,208.39	9,713	\$917,514.35
Combination Contraceptives - Injectable (2598)	0	\$0.00	0	\$0.00
Combination Contraceptives - Oral (2599)	77,073	\$4,047,763.04	90,821	\$4,595,511.88
(25) CONTRACEPTIVES TOTAL	103,519	\$5,919,739.36	122,311	\$6,910,321.90

(26) PROGESTINS

	2010		2011	
	Total Claims	Total Paid	Total Claims	Total Paid
Progestins (2600)	3,755	\$280,135.35	4,404	\$298,532.98
(26) PROGESTINS TOTAL	3,755	\$280,135.35	4,404	\$298,532.98

(27) ANTIDIABETIC

	2010		2011	
	Total Claims	Total Paid	Total Claims	Total Paid
Antidiabetic (2700)	0	\$0.00	0	\$0.00
Insulin (2710)	48,958	\$8,702,944.30	54,185	\$10,958,574.54
Antidiabetic - Amylin Analogs (2715)	30	\$17,867.04	40	\$21,896.53
Incretin Mimetic Agents (2717)	824	\$237,590.54	1,170	\$395,836.32
Sulfonylureas (2720)	18,875	\$211,665.54	20,820	\$274,835.46
Antidiabetic - Amino Acid Derivatives (2723)	0	\$0.00	0	\$0.00
Biguanides (2725)	35,355	\$338,316.84	41,925	\$353,904.99
Meglitinide Analogues (2728)	296	\$42,486.97	297	\$43,570.06
Diabetic Other (2730)	1,654	\$322,163.35	1,816	\$389,702.62
Aldose Reductase Inhibitors (2740)	0	\$0.00	0	\$0.00
Alpha-Glucosidase Inhibitors (2750)	216	\$15,675.88	254	\$16,497.21
Dipeptidyl Peptidase-4 (DPP-4) Inhibitors (2755)	2,814	\$729,498.32	4,018	\$1,087,905.00
Dopamine Receptor Agonists - Antidiabetic (2757)	0	\$0.00	0	\$0.00
Insulin Sensitizing Agents (2760)	9,312	\$2,435,909.39	8,466	\$2,378,037.22
Antidiabetic Combinations (2799)	6,157	\$883,836.22	5,815	\$850,952.34
(27) ANTIDIABETIC TOTAL	124,491	\$13,937,954.39	138,806	\$16,771,712.29

(28) THYROID

	2010		2011	
	Total Claims	Total Paid	Total Claims	Total Paid
Thyroid (2800)	0	\$0.00	0	\$0.00
Thyroid Hormones (2810)	40,308	\$467,013.88	48,624	\$560,990.50
Antithyroid Agents (2830)	770	\$18,456.78	936	\$20,121.70
(28) THYROID TOTAL	41,078	\$485,470.66	49,560	\$581,112.20

(29) OXYTOCICS

	2010		2011	
	Total Claims	Total Paid	Total Claims	Total Paid
Oxytocics (2900)	766	\$10,704.25	757	\$11,075.54
Abortifacients/Agents for Cervical Ripening (2920)	0	\$0.00	0	\$0.00
Oxytocic Combinations (2999)	0	\$0.00	0	\$0.00
(29) OXYTOCICS TOTAL	766	\$10,704.25	757	\$11,075.54

(30) MISC. ENDOCRINE

	2010		2011	
	Total Claims	Total Paid	Total Claims	Total Paid
Misc. endocrine (3000)	0	\$0.00	0	\$0.00
Adrenal Steroid Inhibitors (3002)	0	\$0.00	0	\$0.00
Calcium Regulators (3004)	7,756	\$475,107.96	7,467	\$344,757.00
Hormone Receptor Modulators (3005)	493	\$74,029.37	455	\$73,975.67
Fertility Regulators (3006)	7	\$1,128.66	7	\$837.81
Luteinizing Hormone Releasing-Hormone (LHRH/GnRH) (3007)	0	\$0.00	0	\$0.00
LHRH/GnRH Agonist Analog Pituitary Suppressants (3008)	295	\$408,731.99	344	\$503,505.62
GnRH/LHRH Antagonists (3009)	0	\$0.00	0	\$0.00
Growth Hormone (3010)	1,567	\$3,871,295.47	1,599	\$3,939,311.53
Growth Hormone Releasing Hormone (GHRH) (3015)	0	\$0.00	0	\$0.00
Growth Hormone (3016)	0	\$0.00	0	\$0.00
Somatostatic Agents (3017)	62	\$77,675.64	46	\$5,101.10
Growth Hormone Receptor Antagonist (3018)	0	\$0.00	0	\$0.00
Posterior Pituitary (3020)	11,566	\$947,085.45	12,466	\$1,010,475.02
Corticotropin (3030)	9	\$513,720.55	9	\$561,574.61
Prolactin Inhibitors (3040)	81	\$16,635.90	78	\$10,573.30
Vasopressin Receptor Antagonists (3045)	0	\$0.00	3	\$24,481.36
Progesterone Receptor Antagonists (3050)	0	\$0.00	0	\$0.00
Menopausal Symptoms Suppressants (3060)	0	\$0.00	0	\$0.00
Uterine Relaxants (3080)	0	\$0.00	0	\$0.00
Metabolic Modifiers (3090)	2,130	\$1,347,990.22	2,230	\$1,984,758.60
Endocrine and Metabolic Agents Misc. - Combinations (3099)	0	\$0.00	0	\$0.00
(30) MISC. ENDOCRINE TOTAL	23,966	\$7,733,401.21	24,704	\$8,459,351.62

(31) CARDIOTONICS

	2010		2011	
	Total Claims	Total Paid	Total Claims	Total Paid
Cardiotonics (3100)	0	\$0.00	0	\$0.00
Phosphodiesterase Inhibitors (3110)	47	\$136,983.65	2	\$12,511.55
Cardiac Glycosides (3120)	4,979	\$61,436.27	5,042	\$67,587.16
Calcium Sensitizers (3130)	0	\$0.00	0	\$0.00
Cardioprotectants (3180)	0	\$0.00	0	\$0.00
(31) CARDIOTONICS TOTAL	5,026	\$198,419.92	5,044	\$80,098.71

(32) ANTIANGINAL AGENTS

	2010		2011	
	Total Claims	Total Paid	Total Claims	Total Paid
Antianginal agents (3200)	0	\$0.00	0	\$0.00
Nitrates (3210)	7,481	\$152,881.71	7,553	\$164,800.70
Potassium-Channel Activators (3215)	0	\$0.00	0	\$0.00
Antianginals-Other (3220)	675	\$159,231.52	1,047	\$263,955.83
Antianginal Combinations (3299)	0	\$0.00	0	\$0.00
(32) ANTIANGINAL AGENTS TOTAL	8,156	\$312,113.23	8,600	\$428,756.53

(33) BETA BLOCKERS

	2010		2011	
	Total Claims	Total Paid	Total Claims	Total Paid
Beta blockers (3300)	0	\$0.00	0	\$0.00
Beta Blockers Non-Selective (3310)	11,097	\$146,474.02	12,447	\$178,442.95
Beta Blockers Cardio-Selective (3320)	45,740	\$905,819.32	51,393	\$1,010,360.37
Alpha-Beta Blockers (3330)	13,972	\$270,289.80	15,789	\$257,760.73
Beta Blocker Combinations (3399)	0	\$0.00	0	\$0.00
(33) BETA BLOCKERS TOTAL	70,809	\$1,322,583.14	79,629	\$1,446,564.05

(34) CALCIUM BLOCKERS

	2010		2011	
	Total Claims	Total Paid	Total Claims	Total Paid
Calcium blockers (3400)	33,420	\$681,324.29	38,886	\$714,586.49
Calcium Channel Blocker Combinations (3499)	0	\$0.00	0	\$0.00
(34) CALCIUM BLOCKERS TOTAL	33,420	\$681,324.29	38,886	\$714,586.49

(35) ANTIARRHYTHMIC

	2010		2011	
	Total Claims	Total Paid	Total Claims	Total Paid
Antiarrhythmic (3500)	0	\$0.00	0	\$0.00
Antiarrhythmics Type I - Nonspecific (3505)	0	\$0.00	0	\$0.00
Antiarrhythmics Type I-A (3510)	18	\$1,025.85	17	\$542.16
Antiarrhythmics Type I-B (3520)	34	\$673.89	38	\$683.21
Antiarrhythmics Type I-C (3530)	292	\$8,885.23	343	\$13,855.09
Antiarrhythmics Type III (3540)	1,558	\$40,382.16	1,648	\$55,160.60
Misc. Antiarrhythmic (3550)	0	\$0.00	0	\$0.00

(35) ANTIARRHYTHMIC TOTAL	1,902	\$50,967.13	2,046	\$70,241.06
----------------------------------	--------------	--------------------	--------------	--------------------

(36) ANTIHYPERTENSIVE

	2010		2011	
	Total Claims	Total Paid	Total Claims	Total Paid
Antihypertensive (3600)	0	\$0.00	0	\$0.00
ACE Inhibitors (3610)	65,485	\$462,002.68	74,001	\$524,026.88
Angiotensin II Receptor Antagonist (3615)	5,606	\$598,362.15	6,539	\$617,058.05
Direct Renin Inhibitors (3617)	160	\$20,452.46	169	\$24,885.76
Antiadrenergic Antihypertensives (3620)	69,575	\$909,057.04	85,597	\$927,808.15
Selective Aldosterone Receptor Antagonists (SARAs) (3625)	45	\$4,472.23	53	\$5,316.01
Agents for Pheochromocytoma (3630)	0	\$0.00	1	\$79.72
Vasodilators (3640)	2,032	\$45,851.03	2,255	\$53,620.59
Antihypertensives - Monoamine Oxidase Inhibitors (3650)	0	\$0.00	0	\$0.00
Misc. Antihypertensives (3660)	0	\$0.00	0	\$0.00
Antihypertensive Combinations (3699)	24,519	\$1,012,514.18	28,101	\$936,853.45

(36) ANTIHYPERTENSIVE TOTAL	167,422	\$3,052,711.77	196,716	\$3,089,648.61
------------------------------------	----------------	-----------------------	----------------	-----------------------

(37) DIURETICS

	2010		2011	
	Total Claims	Total Paid	Total Claims	Total Paid
Diuretics (3700)	0	\$0.00	0	\$0.00
Carbonic Anhydrase Inhibitors (3710)	530	\$41,680.78	609	\$46,483.82
Loop Diuretics (3720)	26,958	\$204,631.41	27,639	\$217,244.77
Mercurial Diuretics (3730)	0	\$0.00	0	\$0.00
Osmotic Diuretics (3740)	0	\$0.00	0	\$0.00
Potassium Sparing Diuretics (3750)	5,717	\$101,794.38	6,592	\$115,646.44
Thiazides and Thiazide-Like Diuretics (3760)	23,805	\$150,667.62	26,754	\$193,395.71
Miscellaneous Diuretics (3790)	0	\$0.00	0	\$0.00
Combination Diuretics (3799)	3,920	\$39,701.14	3,904	\$37,880.73
(37) DIURETICS TOTAL	60,930	\$538,475.33	65,498	\$610,651.47

(38) VASOPRESSORS

	2010		2011	
	Total Claims	Total Paid	Total Claims	Total Paid
Vasopressors (3800)	277	\$19,025.93	340	\$16,818.62
Anaphylaxis Therapy Agents (3890)	4,467	\$497,371.68	5,825	\$762,777.83
Vasopressor Combinations (3899)	0	\$0.00	0	\$0.00
(38) VASOPRESSORS TOTAL	4,744	\$516,397.61	6,165	\$779,596.45

(39) ANTIHYPERLIPIDEMIC

	2010		2011	
	Total Claims	Total Paid	Total Claims	Total Paid
Antihyperlipidemic (3900)	0	\$0.00	0	\$0.00
Bile Sequestrants (3910)	1,788	\$113,554.94	2,174	\$120,624.28
Fibric Acid Derivatives (3920)	9,205	\$715,693.44	10,637	\$995,174.56
Intestinal Cholesterol Absorption Inhibitors (3930)	694	\$109,649.82	582	\$95,674.38
HMG CoA Reductase Inhibitors (3940)	56,874	\$3,746,671.85	62,990	\$2,066,116.81
Nicotinic Acid Derivatives (3945)	1,551	\$190,322.47	1,980	\$248,413.49
Misc. Antihyperlipidemics (3950)	2,108	\$289,641.45	1,596	\$229,326.24
Antihyperlipidemic Combinations (3999)	1,539	\$243,705.22	991	\$170,537.98
(39) ANTIHYPERLIPIDEMIC TOTAL	73,759	\$5,409,239.19	80,950	\$3,925,867.74

(40) MISC. CARDIOVASCULAR

	2010		2011	
	Total Claims	Total Paid	Total Claims	Total Paid
Misc. cardiovascular (4000)	0	\$0.00	0	\$0.00
Peripheral Vasodilators (4010)	21	\$2,214.30	2	\$17.30
Pulmonary Hypertension - Phosphodiesterase Inhibitors (4014)	470	\$431,152.13	556	\$476,415.43
Microvasodilators (4015)	0	\$0.00	0	\$0.00
Pulmonary Hypertension - Endothelin Receptor Antagonists (4016)	156	\$731,914.77	175	\$773,536.77
Prostaglandin Vasodilators (4017)	64	\$729,168.93	45	\$636,795.03
Vasoactive Natriuretic Peptides (4018)	0	\$0.00	0	\$0.00
Cardioplegic Soln (4020)	0	\$0.00	0	\$0.00
Vasoconstrictor Inhibitors (4025)	0	\$0.00	0	\$0.00
Impotence Agents (4030)	13	\$1,337.66	24	\$6,199.14
Vasoprotectants (4060)	0	\$0.00	0	\$0.00
Misc. Cardiovascular Combinations (4099)	1,436	\$302,737.64	986	\$235,802.92

(40) MISC. CARDIOVASCULAR TOTAL	2,160	\$2,198,525.43	1,788	\$2,128,766.59
--	--------------	-----------------------	--------------	-----------------------

(41) ANTIHISTAMINES

	2010		2011	
	Total Claims	Total Paid	Total Claims	Total Paid
Antihistamines (4100)	0	\$0.00	0	\$0.00
Antihistamines - Alkylamines (4110)	1	\$33.65	1	\$18.21
Antihistamines - Ethanolamines (4120)	775	\$9,960.97	902	\$9,298.96
Antihistamines - Ethylenediamines (4130)	0	\$0.00	0	\$0.00
Antihistamines - Phenothiazines (4140)	55,649	\$606,542.24	58,504	\$582,781.01
Antihistamines - Piperidines (4150)	3,775	\$54,506.28	4,665	\$72,006.67
Antihistamines - Non-Sedating (4155)	197,081	\$2,637,024.42	255,971	\$2,602,355.38
Antihistamines - Miscellaneous (4160)	0	\$0.00	0	\$0.00
Antihistamines - Combinations (4199)	0	\$0.00	0	\$0.00

(41) ANTIHISTAMINES TOTAL	257,281	\$3,308,067.56	320,043	\$3,266,460.23
----------------------------------	----------------	-----------------------	----------------	-----------------------

(42) SYSTEMIC AND TOPICAL NASAL PRODUCTS

	2010		2011	
	Total Claims	Total Paid	Total Claims	Total Paid
Systemic and topical nasal products (4200)	0	\$0.00	0	\$0.00
Sympathomimetic Decongestants (4210)	426	\$2,623.95	898	\$5,539.03
Nasal Steroids (4220)	70,898	\$2,943,233.70	84,662	\$2,747,719.74
Nasal Anti-infectives (4225)	4	\$357.80	12	\$1,588.42
Nasal Anticholinergics (4230)	632	\$8,915.81	762	\$11,528.48
Nasal Antiallergy (4240)	1,396	\$133,324.87	405	\$41,628.26
Nasal Mucolytics (4245)	0	\$0.00	0	\$0.00
Misc. Nasal Preparations (4250)	0	\$0.00	0	\$0.00
Nasal Combinations (4299)	0	\$0.00	0	\$0.00
(42) SYSTEMIC AND TOPICAL NASAL PRODUCTS TOTAL	73,356	\$3,088,456.13	86,739	\$2,808,003.93

(43) COUGH/COLD/ALLERGY

	2010		2011	
	Total Claims	Total Paid	Total Claims	Total Paid
Cough/cold/allergy (4300)	0	\$0.00	0	\$0.00
Antitussives (4310)	147	\$1,591.43	98	\$647.94
Expectorants (4320)	0	\$0.00	6	\$48.99
Mucolytics (4330)	361	\$25,589.96	849	\$75,132.19
Misc. Respiratory Inhalants (4340)	832	\$19,978.94	1,145	\$30,138.29
Cough/Cold/Allergy Combinations (4399)	157	\$2,284.14	221	\$5,685.02
(43) COUGH/COLD/ALLERGY TOTAL	1,497	\$49,444.47	2,319	\$111,652.43

(44) ANTI-ASTHMATIC AND BRONCHODILATOR AGENTS

	2010		2011	
	Total Claims	Total Paid	Total Claims	Total Paid
Antiasthmatic and Bronchodilator Agents (4400)	0	\$0.00	0	\$0.00
Antiasthmatics - Anticholinergics (4410)	11,485	\$1,571,506.99	12,187	\$1,921,091.69
Anti-Inflammatory Agents (4415)	63	\$5,846.18	12	\$641.12
Sympathomimetics (4420)	279,849	\$19,399,966.94	301,835	\$20,003,397.82
Xanthines (4430)	1,468	\$39,130.78	1,363	\$38,122.01
Steroid Inhalants (4440)	60,997	\$10,368,058.23	77,172	\$12,887,822.89
Leukotriene Modulators (4450)	86,844	\$10,451,668.12	94,758	\$12,557,082.24
Antiasthmatic - Monoclonal Antibodies (4460)	112	\$226,236.83	84	\$174,286.14
Asthma Combinations (4499)	176	\$1,773.24	131	\$1,299.29
(44) ANTI-ASTHMATIC AND BRONCHODILATOR AGENTS TOTAL	440,994	\$42,064,187.31	487,542	\$47,583,743.20

(45) MISC. RESPIRATORY

	2010		2011	
	Total Claims	Total Paid	Total Claims	Total Paid
Misc. respiratory (4500)	0	\$0.00	0	\$0.00
Alpha-Proteinase Inhibitor (Human) (4510)	25	\$200,575.93	34	\$244,466.01
Cystic Fibrosis Agents (4530)	812	\$1,642,786.38	1,001	\$2,142,986.65
Pleural Sclerosing Agents (4550)	0	\$0.00	0	\$0.00
(45) MISC. RESPIRATORY TOTAL	837	\$1,843,362.31	1,035	\$2,387,452.66

(46) LAXATIVES

	2010		2011	
	Total Claims	Total Paid	Total Claims	Total Paid
Laxatives (4600)	0	\$0.00	0	\$0.00
Saline Laxatives (4610)	276	\$20,496.79	185	\$15,347.38
Stimulant Laxatives (4620)	0	\$0.00	0	\$0.00
Bulk Laxatives (4630)	0	\$0.00	0	\$0.00
Lubricant Laxatives (4640)	0	\$0.00	0	\$0.00
Surfactant Laxatives (4650)	0	\$0.00	0	\$0.00
Miscellaneous Laxatives (4660)	20,319	\$541,903.66	26,478	\$641,639.65
Laxative Combinations (4699)	3,038	\$77,019.85	3,425	\$83,716.23
(46) LAXATIVES TOTAL	23,633	\$639,420.30	30,088	\$740,703.26

(47) ANTIDIARRHEALS

	2010		2011	
	Total Claims	Total Paid	Total Claims	Total Paid
Antidiarrheals (4700)	0	\$0.00	0	\$0.00
Antiperistaltic Agents (4710)	3,588	\$42,050.90	3,581	\$36,149.02
GI Adsorbents (4720)	0	\$0.00	0	\$0.00
Misc. Antidiarrheal Agents (4730)	2	\$18.59	2	\$13.64
Antidiarrheal Combinations (4799)	0	\$0.00	0	\$0.00
(47) ANTIDIARRHEALS TOTAL	3,590	\$42,069.49	3,583	\$36,162.66

(48) ANTACIDS

	2010		2011	
	Total Claims	Total Paid	Total Claims	Total Paid
Antacids (4800)	0	\$0.00	0	\$0.00
Antacids - Aluminum Salts (4810)	0	\$0.00	0	\$0.00
Antacids - Bicarbonate (4820)	0	\$0.00	1	\$36.08
Antacids - Calcium Salts (4830)	1	\$5.96	3	\$23.84
Antacids - Magnesium Salts (4840)	0	\$0.00	0	\$0.00
Antacids - Sodium Citrate (4850)	0	\$0.00	0	\$0.00
Antacid Combinations (4899)	257	\$1,906.07	265	\$2,086.33

(48) ANTACIDS TOTAL	258	\$1,912.03	269	\$2,146.25
----------------------------	-----	------------	-----	------------

(49) ULCER DRUGS

	2010		2011	
	Total Claims	Total Paid	Total Claims	Total Paid
Ulcer drugs (4900)	0	\$0.00	0	\$0.00
Antispasmodics (4910)	16,686	\$407,289.17	19,363	\$437,598.54
H-2 Antagonists (4920)	46,271	\$966,479.42	51,618	\$745,861.03
Ulcer Drugs - Prostaglandins (4925)	327	\$4,394.99	404	\$5,259.00
Proton Pump Inhibitors (4927)	107,215	\$6,961,731.65	117,332	\$4,333,784.26
Misc. Anti-Ulcer (4930)	4,795	\$221,735.87	5,347	\$245,001.27
Ulcer Therapy Combinations (4999)	815	\$250,866.17	489	\$192,317.74

(49) ULCER DRUGS TOTAL	176,109	\$8,812,497.27	194,553	\$5,959,821.84
-------------------------------	---------	----------------	---------	----------------

(50) ANTIEMETICS

	2010		2011	
	Total Claims	Total Paid	Total Claims	Total Paid
Antiemetics (5000)	0	\$0.00	0	\$0.00
Antiemetics - Antidopaminergic (5010)	0	\$0.00	0	\$0.00
Antiemetics - Anticholinergic (5020)	3,239	\$125,151.05	3,674	\$158,931.94
5-HT3 Receptor Antagonists (5025)	27,296	\$342,836.68	42,252	\$514,530.41
Substance P/Neurokinin 1 (NK1) Receptor Antagonist (5028)	238	\$90,478.88	136	\$56,515.80
Antiemetics Miscellaneous (5030)	370	\$167,082.38	146	\$76,029.30

(50) ANTIEMETICS TOTAL	31,143	\$725,548.99	46,208	\$806,007.45
-------------------------------	--------	--------------	--------	--------------

(51) DIGESTIVE AIDS

	2010		2011	
	Total Claims	Total Paid	Total Claims	Total Paid
Digestive aids (5100)	0	\$0.00	0	\$0.00
Choleretics (5110)	0	\$0.00	0	\$0.00
Digestive Enzymes (5120)	583	\$417,760.87	1,527	\$1,295,514.58
Gastric Acidifiers (5130)	0	\$0.00	0	\$0.00
Hydrocholeretics (5140)	0	\$0.00	0	\$0.00
Digestive Aids - Mixtures (5199)	900	\$504,254.86	0	\$0.00
(51) DIGESTIVE AIDS TOTAL	1,483	\$922,015.73	1,527	\$1,295,514.58

(52) MISC. GI

	2010		2011	
	Total Claims	Total Paid	Total Claims	Total Paid
Misc. gi (5200)	0	\$0.00	0	\$0.00
Gallstone Solubilizing Agents (5210)	751	\$61,851.35	858	\$65,267.23
GI Antiallergy Agents (5216)	10	\$2,990.73	24	\$10,689.03
Antiflatulents (5220)	0	\$0.00	0	\$0.00
GI Stimulants (5230)	12,389	\$121,111.82	9,643	\$97,611.32
Intestinal Acidifiers (5240)	2,905	\$54,980.59	2,866	\$55,545.74
Gastrointestinal Chloride Channel Activators (5245)	197	\$39,608.13	238	\$50,945.97
Inflammatory Bowel Agents (5250)	2,030	\$688,462.05	2,534	\$981,359.43
Irritable Bowel Syndrome (IBS) Agents (5255)	6	\$4,875.73	4	\$3,679.37
Peripheral Opioid Receptor Antagonists (5258)	29	\$13,935.31	33	\$17,556.60
Hepatotropics (5260)	0	\$0.00	0	\$0.00
Phosphate Binder Agents (5280)	1,142	\$443,904.71	1,203	\$482,496.67
(52) MISC. GI TOTAL	19,459	\$1,431,720.42	17,403	\$1,765,151.36

(53) URINARY ANTI-INFECTIVES

	2010		2011	
	Total Claims	Total Paid	Total Claims	Total Paid
Urinary anti-infectives (5300)	18,351	\$417,738.05	19,281	\$857,311.21
Combination Urinary Anti-infectives (5399)	294	\$17,606.43	224	\$18,013.89
(53) URINARY ANTI-INFECTIVES TOTAL	18,645	\$435,344.48	19,505	\$875,325.10

(54) URINARY ANTISPASMODICS

	2010		2011	
	Total Claims	Total Paid	Total Claims	Total Paid
Urinary antispasmodics (5400)	12,131	\$1,074,673.77	12,094	\$898,163.31
Urinary Antispasmodic Combinations (5499)	0	\$0.00	0	\$0.00

(54) URINARY ANTISPASMODICS TOTAL	12,131	\$1,074,673.77	12,094	\$898,163.31
--	--------	----------------	--------	--------------

(55) VAGINAL PRODUCTS

	2010		2011	
	Total Claims	Total Paid	Total Claims	Total Paid
Vaginal products (5500)	0	\$0.00	0	\$0.00
Vaginal Anti-infectives (5510)	5,743	\$153,546.31	5,654	\$148,859.88
Vaginal Anti-inflammatory Agents (5515)	0	\$0.00	0	\$0.00
Douche Products (5520)	0	\$0.00	0	\$0.00
Spermicides (5530)	0	\$0.00	0	\$0.00
Vaginal Estrogens (5535)	1,531	\$172,677.39	1,692	\$205,750.69
Vaginal Progestins (5537)	0	\$0.00	2	\$417.24
Miscellaneous Vaginal Products (5540)	5	\$157.84	10	\$251.37

(55) VAGINAL PRODUCTS TOTAL	7,279	\$326,381.54	7,358	\$355,279.18
------------------------------------	-------	--------------	-------	--------------

(56) MISCELLANEOUS GENITOURINARY PRODUCTS

	2010		2011	
	Total Claims	Total Paid	Total Claims	Total Paid
Miscellaneous genitourinary products (5600)	0	\$0.00	0	\$0.00
Acidifiers (5610)	10	\$280.04	16	\$389.96
Alkalinizers (5620)	892	\$19,271.33	916	\$29,447.97
Urinary Analgesics (5630)	3,934	\$20,862.93	5,100	\$26,401.38
Cystinosis Agents (5640)	0	\$0.00	0	\$0.00
Interstitial Cystitis Agents (5650)	262	\$78,936.60	301	\$105,949.22
Urinary Stone Agents (5660)	4	\$743.66	11	\$1,910.55
G U Irrigants (5670)	979	\$11,433.36	926	\$9,765.94
Prostatic Hypertrophy Agents (5685)	4,990	\$652,924.91	6,078	\$231,028.38

(56) MISCELLANEOUS GENITOURINARY PRODUCTS TOTAL	11,071	\$784,452.83	13,348	\$404,893.40
--	--------	--------------	--------	--------------

(57) ANTIANXIETY AGENTS

	2010		2011	
	Total Claims	Total Paid	Total Claims	Total Paid
Antianxiety agents (5700)	0	\$0.00	0	\$0.00
Benzodiazepines (5710)	119,691	\$1,044,593.42	182,962	\$1,516,938.81
Misc. Antianxiety Agents (5720)	55,024	\$774,254.60	65,396	\$846,546.43
Antianxiety Agent Combinations (5799)	0	\$0.00	0	\$0.00
(57) ANTIANXIETY AGENTS TOTAL	174,715	\$1,818,848.02	248,358	\$2,363,485.24

(58) ANTIDEPRESSANTS

	2010		2011	
	Total Claims	Total Paid	Total Claims	Total Paid
Antidepressants (5800)	0	\$0.00	0	\$0.00
Alpha-2 Receptor Antagonists (Tetracyclics) (5803)	12,938	\$156,493.85	15,056	\$176,654.11
MAO Inhibitors (5810)	24	\$9,762.94	26	\$10,145.46
Modified Cyclics (5812)	43,968	\$386,159.75	53,417	\$452,231.02
Selective Serotonin Reuptake Inhibitors (SSRIs) (5816)	169,790	\$3,191,131.60	199,911	\$3,388,031.66
Serotonin-Norepinephrine Reuptake Inhibitors (SNRIs) (5818)	24,323	\$3,641,631.23	25,528	\$3,524,783.62
Tricyclic Agents (5820)	25,506	\$356,787.97	29,133	\$369,583.23
Misc. Antidepressants (5830)	20,853	\$804,752.37	23,419	\$729,718.91
Antidepressant Combinations (5899)	0	\$0.00	0	\$0.00
(58) ANTIDEPRESSANTS TOTAL	297,402	\$8,546,719.71	346,490	\$8,651,148.01

(59) ANTIPSYCHOTICS

	2010		2011	
	Total Claims	Total Paid	Total Claims	Total Paid
Antipsychotics (5900)	0	\$0.00	0	\$0.00
Benzamides (5905)	0	\$0.00	0	\$0.00
Benzisoxazoles (5907)	57,598	\$7,608,140.50	75,766	\$7,663,104.90
Butyrophenones (5910)	5,446	\$157,981.83	5,561	\$257,770.90
Dibenzapines (5915)	64,445	\$26,679,168.52	53,084	\$24,928,412.33
Dihydroindolones (5916)	36	\$13,978.67	0	\$0.00
Diphenylbutylpiperidines (5918)	0	\$0.00	0	\$0.00
Phenothiazines (5920)	6,862	\$146,566.04	7,082	\$141,363.05
Quinolinone Derivatives (5925)	41,113	\$19,956,759.37	34,814	\$19,092,957.90
Thioxanthenes (5930)	456	\$11,345.99	431	\$8,537.07
Misc. Antipsychotics (5940)	11,496	\$4,537,591.07	9,632	\$4,081,634.72
Antimanic Agents (5950)	6,933	\$107,961.98	6,961	\$99,557.55
(59) ANTIPSYCHOTICS TOTAL	194,385	\$59,219,493.97	193,331	\$56,273,338.42

(60) HYPNOTICS

	2010		2011	
	Total Claims	Total Paid	Total Claims	Total Paid
Hypnotics (6000)	0	\$0.00	0	\$0.00
Barbiturate Hypnotics (6010)	9,134	\$78,332.51	8,733	\$102,330.80
Non-Barbiturate Hypnotics (6020)	57,098	\$1,069,949.14	66,919	\$964,680.68
Selective Melatonin Receptor Agonists (6025)	468	\$57,083.03	337	\$45,164.41
Antihistamine Hypnotics (6030)	0	\$0.00	0	\$0.00
Hypnotics - Tricyclic Agents (6040)	0	\$0.00	12	\$1,868.91
Hypnotic Combinations (6099)	0	\$0.00	0	\$0.00
(60) HYPNOTICS TOTAL	66,700	\$1,205,364.68	76,001	\$1,114,044.80

(61) ADHD/ANTI-NARCOLEPSY/ANTI-OBESITY/ANOREXIANTS

	2010		2011	
	Total Claims	Total Paid	Total Claims	Total Paid
Adhd/anti-narcolepsy/anti-obesity/anorexiant (6100)	0	\$0.00	0	\$0.00
Amphetamines (6110)	95,242	\$10,835,741.27	100,041	\$11,716,075.64
Anorexiant Non-Amphetamine (6120)	0	\$0.00	0	\$0.00
Anti-Obesity Agents (6125)	0	\$0.00	0	\$0.00
Analeptics (6130)	217	\$195,388.19	176	\$154,803.46
Attention-Deficit/Hyperactivity Disorder (ADHD) Agents (6135)	16,366	\$2,648,603.87	20,727	\$3,510,079.17
Misc. Stimulants (6140)	99,342	\$11,861,755.21	130,050	\$18,091,765.06
(61) ADHD/ANTI-NARCOLEPSY/ANTI-OBESITY/ANOREXIANTS TOTAL	211,167	\$25,541,488.54	250,994	\$33,472,723.33

(62) MISC PSYCHOTHERAPEUTIC AND NEUROLOGICAL AGENTS

	2010		2011	
	Total Claims	Total Paid	Total Claims	Total Paid
Misc psychotherapeutic and neurological agents (6200)	132	\$13,824.21	166	\$14,311.64
Antidementia (6205)	5,189	\$966,187.28	6,723	\$1,271,054.24
Smoking Deterrents (6210)	9,730	\$949,197.97	8,604	\$916,354.74
Pre-menstrual Dysphoric Disorder (PMDD) Agents (6220)	8	\$60.30	25	\$192.56
Movement Disorder Drug Therapy (6238)	33	\$116,256.95	80	\$312,520.47
Multiple Sclerosis Agents (6240)	1,030	\$2,815,508.46	1,196	\$3,699,681.29
Anti-Cataleptic Agents (6245)	11	\$13,211.42	24	\$55,366.12
Fibromyalgia Agents (6250)	388	\$42,035.88	450	\$51,188.74
Pseudobulbar Affect (PBA) Agents (6260)	0	\$0.00	1	\$516.90
Agents for Chemical Dependency (6280)	425	\$59,027.60	481	\$67,389.20
Combination Psychotherapeutics (6299)	831	\$241,820.07	536	\$165,811.55
(62) MISC PSYCHOTHERAPEUTIC AND NEUROLOGICAL AGENTS TOTAL	17,777	\$5,217,130.14	18,286	\$6,554,387.45

(64) ANALGESICS - NonNarcotic

	2010		2011	
	Total Claims	Total Paid	Total Claims	Total Paid
Analgesics - nonnarcotic (6400)	0	\$0.00	0	\$0.00
Salicylates (6410)	331	\$10,091.56	289	\$9,347.05
Analgesics-Pptide Channel Blockers (6415)	0	\$0.00	0	\$0.00
Analgesics Other (6420)	17,030	\$120,903.71	18,706	\$132,171.15
Analgesic Combinations (6499)	14,177	\$188,225.61	17,447	\$197,430.43
(64) ANALGESICS - NonNarcotic TOTAL	31,538	\$319,220.88	36,442	\$338,948.63

(65) ANALGESICS - Narcotic

	2010		2011	
	Total Claims	Total Paid	Total Claims	Total Paid
Analgesics - narcotic (6500)	0	\$0.00	0	\$0.00
Narcotic Agonists (6510)	97,577	\$9,982,876.29	115,978	\$9,997,322.80
Narcotic Partial Agonists (6520)	4,081	\$978,308.47	5,989	\$1,621,905.48
Not Classified (6540)	0	\$0.00	0	\$0.00
Cannabinoid Agonists (6550)	0	\$0.00	0	\$0.00
Narcotic Combinations (6599)	402,773	\$5,621,451.24	423,027	\$5,362,832.62
(65) ANALGESICS - Narcotic TOTAL	504,431	\$16,582,636.00	544,994	\$16,982,060.90

(66) ANALGESICS - ANTI-INFLAMMATORY

	2010		2011	
	Total Claims	Total Paid	Total Claims	Total Paid
Analgesics - anti-inflammatory (6600)	0	\$0.00	0	\$0.00
NSAIA's (6610)	149,021	\$1,752,809.72	175,890	\$1,877,599.87
Gold Compounds (6620)	6	\$1,641.41	5	\$1,915.90
Antirheumatic Antimetabolite (6625)	6	\$1,210.09	2	\$238.58
Interleukin-1 Receptor Antagonist (IL-1Ra) (6626)	42	\$60,080.97	40	\$74,344.93
Anti-TNF-alpha - Monoclonal Antibodies (6627)	912	\$1,833,971.08	1,086	\$2,405,004.19
Pyrimidine Synthesis Inhibitors (6628)	342	\$5,419.87	375	\$9,928.36
Soluble Tumor Necrosis Factor Receptor Agents (6629)	1,111	\$2,050,745.54	1,276	\$2,489,617.64
Antirheumatics - Misc. (6630)	0	\$0.00	0	\$0.00
Selective Costimulation Modulators (6640)	1	\$4,686.75	0	\$0.00
Interleukin-1 Blockers (6645)	0	\$0.00	0	\$0.00
Interleukin-1beta Blockers (6646)	0	\$0.00	0	\$0.00
Interleukin-6 Receptor Inhibitors (6650)	0	\$0.00	4	\$11,214.54
Analgesics - Anti-inflammatory Combinations (6699)	0	\$0.00	0	\$0.00
(66) ANALGESICS - ANTI-INFLAMMATORY TOTAL	151,441	\$5,710,565.43	178,678	\$6,869,864.01

(67) MIGRAINE PRODUCTS

	2010		2011	
	Total Claims	Total Paid	Total Claims	Total Paid
Migraine products (6700)	38	\$19,481.48	62	\$33,160.44
Carboxylic Acid Derivatives (6730)	0	\$0.00	0	\$0.00
Serotonin Agonists (6740)	8,812	\$1,077,019.01	9,237	\$519,541.82
Migraine Combinations (6799)	758	\$118,222.02	311	\$42,917.55
(67) MIGRAINE PRODUCTS TOTAL	9,608	\$1,214,722.51	9,610	\$595,619.81

(68) GOUT

	2010		2011	
	Total Claims	Total Paid	Total Claims	Total Paid
Gout Agents (6800)	3,602	\$43,270.38	4,142	\$95,794.44
Uricosurics (6810)	58	\$1,555.78	76	\$1,844.66
Gout Agent Combinations (6899)	20	\$697.87	19	\$635.44
(68) GOUT TOTAL	3,680	\$45,524.03	4,237	\$98,274.54

(69) LOCAL ANESTHETICS-Parenteral

	2010		2011	
	Total Claims	Total Paid	Total Claims	Total Paid
Local anesthetics-parenteral (6900)	0	\$0.00	0	\$0.00
Local Anesthetics - Amides (6910)	415	\$2,546.29	465	\$3,112.73
Local Anesthetics - Esters (6920)	860	\$7,556.51	622	\$2,736.11
Local Anesthetic Combinations (6999)	0	\$0.00	1	\$8.53
(69) LOCAL ANESTHETICS-Parenteral TOTAL	1,275	\$10,102.80	1,088	\$5,857.37

(70) GENERAL ANESTHETICS

	2010		2011	
	Total Claims	Total Paid	Total Claims	Total Paid
General anesthetics (7000)	0	\$0.00	0	\$0.00
Anesthetic Gasses (7005)	0	\$0.00	0	\$0.00
Barbiturate Anesthetics (7010)	0	\$0.00	0	\$0.00
Volatile Anesthetics (7020)	0	\$0.00	0	\$0.00
Misc. Anesthetics (7040)	1	\$328.00	3	\$156.32
(70) GENERAL ANESTHETICS TOTAL	1	\$328.00	3	\$156.32

(72) ANTICONVULSANT

	2010		2011	
	Total Claims	Total Paid	Total Claims	Total Paid
Anticonvulsant (7200)	0	\$0.00	0	\$0.00
Anticonvulsant - Benzodiazepines (7210)	53,981	\$1,607,057.93	63,180	\$1,594,127.93
Carbamates (7212)	563	\$195,005.25	589	\$299,025.35
GABA Modulators (7217)	414	\$174,624.37	378	\$312,632.62
Hydantoins (7220)	13,366	\$483,027.66	12,749	\$450,969.36
Oxazolidinediones (7230)	0	\$0.00	0	\$0.00
Succinimides (7240)	897	\$58,542.34	1,149	\$71,500.27
Valproic Acid (7250)	36,416	\$2,001,004.40	37,651	\$1,550,584.35
Misc. Anticonvulsants (7260)	144,020	\$9,773,003.38	165,816	\$10,045,228.28
Anticonvulsant Combinations (7299)	0	\$0.00	0	\$0.00
(72) ANTICONVULSANT TOTAL	249,657	\$14,292,265.33	281,512	\$14,324,068.16

(73) ANTIPARKINSONIAN

	2010		2011	
	Total Claims	Total Paid	Total Claims	Total Paid
Antiparkinsonian (7300)	0	\$0.00	0	\$0.00
Antiparkinsonian Anticholinergic (7310)	11,867	\$121,682.19	12,469	\$116,298.78
Antiparkinsonian COMT Inhibitors (7315)	48	\$12,126.98	66	\$19,534.85
Antiparkinsonian Dopaminergic (7320)	10,093	\$484,846.18	10,896	\$326,765.42
Antiparkinsonian Monoamine Oxidase Inhibitor (7330)	14	\$3,193.44	29	\$7,691.79
Antiparkinsonian Adjuvants (7340)	11	\$489.50	21	\$1,469.38
(73) ANTIPARKINSONIAN TOTAL	22,033	\$622,338.29	23,481	\$471,760.22

(74) NEUROMUSCULAR AGENTS

	2010		2011	
	Total Claims	Total Paid	Total Claims	Total Paid
Neuromuscular agents (7400)	0	\$0.00	0	\$0.00
Depolarizing Muscle Relaxants (7410)	0	\$0.00	0	\$0.00
Nondepolarizing Muscle Relaxants (7420)	0	\$0.00	0	\$0.00
Neuromuscular Blocking Agent - Neurotoxins (7440)	78	\$134,548.88	57	\$94,365.32
ALS Agents (7450)	14	\$16,640.28	8	\$7,485.79
(74) NEUROMUSCULAR AGENTS TOTAL	92	\$151,189.16	65	\$101,851.11

(75) MUSCULOSKELETAL THERAPY AGENTS

	2010		2011	
	Total Claims	Total Paid	Total Claims	Total Paid
Musculoskeletal therapy agents (7500)	0	\$0.00	0	\$0.00
Central Muscle Relaxants (7510)	86,685	\$1,046,232.29	101,544	\$1,043,270.78
Direct Muscle Relaxants (7520)	331	\$35,838.01	347	\$32,858.41
Misc. Muscle Relaxants (7530)	0	\$0.00	0	\$0.00
Viscosupplements (7580)	6	\$4,558.54	0	\$0.00
Articular Cartilage Repair Therapy (7584)	0	\$0.00	0	\$0.00
Muscle Relaxant Combinations (7599)	134	\$12,832.29	146	\$12,369.25
(75) MUSCULOSKELETAL THERAPY AGENTS TOTAL	87,156	\$1,099,461.13	102,037	\$1,088,498.44

(76) ANTIMYASTHENIC AGENTS

	2010		2011	
	Total Claims	Total Paid	Total Claims	Total Paid
Antimyasthenic agents (7600)	173	\$10,771.12	195	\$11,736.13
Antimyasthenic Combinations (7699)	0	\$0.00	0	\$0.00
(76) ANTIMYASTHENIC AGENTS TOTAL	173	\$10,771.12	195	\$11,736.13

(77) VITAMINS

	2010		2011	
	Total Claims	Total Paid	Total Claims	Total Paid
Vitamins (7700)	0	\$0.00	0	\$0.00
Water Soluble Vitamins (7710)	7	\$61.78	14	\$193.33
Oil Soluble Vitamins (7720)	4,439	\$98,308.86	2,809	\$86,337.01
Misc. Nutritional Factors (7730)	0	\$0.00	0	\$0.00
(77) VITAMINS TOTAL	4,446	\$98,370.64	2,823	\$86,530.34

(78) MULTIVITAMINS

	2010		2011	
	Total Claims	Total Paid	Total Claims	Total Paid
Multivitamins (7800)	0	\$0.00	0	\$0.00
Vitamin Mixtures (7810)	0	\$0.00	0	\$0.00
B-Complex Vitamins (7811)	0	\$0.00	0	\$0.00
B-Complex w/ C (7812)	0	\$0.00	0	\$0.00
B-Complex w/ Folic Acid (7813)	0	\$0.00	0	\$0.00
B-Complex w/ Iron (7814)	0	\$0.00	0	\$0.00
B-Complex w/ Minerals (7815)	0	\$0.00	0	\$0.00
Bioflavonoid Products (7816)	0	\$0.00	0	\$0.00
Biotin w/ Vitamin C (7817)	0	\$0.00	0	\$0.00
Multivitamins (7820)	0	\$0.00	0	\$0.00
Multiple Vitamins w/ Iron (7821)	0	\$0.00	0	\$0.00
Multiple Vitamins w/ Minerals (7831)	7	\$154.12	52	\$1,794.53
Multiple Vitamins w/ Fluoride (7834)	0	\$0.00	0	\$0.00
Multiple Vitamins w/ Calcium (7835)	0	\$0.00	0	\$0.00
Multiple Vitamins w/ Minerals & Calcium-Folic Acid (7836)	1	\$12.29	4	\$45.99
Multiple Vitamins w/ Minerals & Fluoride-Folic Acid (7837)	0	\$0.00	0	\$0.00
Pediatric Vitamins (7840)	0	\$0.00	0	\$0.00
Pediatric Multiple Vitamins (7841)	0	\$0.00	0	\$0.00
Ped Multiple Vitamins w/ Minerals (7842)	8	\$207.09	58	\$1,505.14
Ped MV w/ Iron (7843)	0	\$0.00	0	\$0.00
Ped MV w/ Fluoride (7844)	1,263	\$18,939.88	1,671	\$21,856.98
Ped Multi Vitamins w/FI & FE (7845)	262	\$3,037.41	239	\$2,467.39
Specialty Vitamins Products (7850)	0	\$0.00	0	\$0.00
Prenatal Vitamins (7851)	52,235	\$2,714,464.07	54,820	\$2,829,789.06
Vitamins w/ Lipotropics (7852)	0	\$0.00	0	\$0.00
Vitamins w/ Hormones (7853)	0	\$0.00	0	\$0.00
Hematinic-Vitamin Products (7860)	0	\$0.00	0	\$0.00
Iron w/ Vitamins (7861)	0	\$0.00	0	\$0.00
B-12 w/ Vitamins (7862)	0	\$0.00	0	\$0.00
Iron & B12 w/ Vitamins (7863)	0	\$0.00	0	\$0.00
(78) MULTIVITAMINS TOTAL	53,776	\$2,736,814.86	56,844	\$2,857,459.09

(79) MINERALS & ELECTROLYTES

	2010		2011	
	Total Claims	Total Paid	Total Claims	Total Paid
Minerals & electrolytes (7900)	0	\$0.00	0	\$0.00
Bicarbonates (7905)	923	\$12,958.68	1,062	\$15,808.02
Calcium (7910)	35	\$903.98	15	\$114.29
Chloride (7920)	0	\$0.00	0	\$0.00
Fluoride (7930)	1,914	\$14,056.85	1,875	\$13,010.17
Iodine Products (7935)	0	\$0.00	0	\$0.00
Magnesium (7940)	22	\$238.58	49	\$668.22
Manganese (7950)	0	\$0.00	0	\$0.00
Phosphate (7960)	207	\$3,433.70	223	\$4,295.31
Potassium (7970)	22,685	\$329,817.30	24,846	\$518,092.67
Sodium (7975)	1,937	\$22,024.52	2,271	\$42,473.93
Zinc (7980)	2	\$10.23	0	\$0.00
Mineral Combinations (7985)	0	\$0.00	0	\$0.00
Trace Minerals (7990)	0	\$0.00	0	\$0.00
Electrolyte Mixtures (7999)	175	\$4,233.69	189	\$2,499.47
(79) MINERALS & ELECTROLYTES TOTAL	27,900	\$387,677.53	30,530	\$596,962.08

(80) NUTRIENTS

	2010		2011	
	Total Claims	Total Paid	Total Claims	Total Paid
Nutrients (8000)	0	\$0.00	0	\$0.00
Carbohydrate (8010)	310	\$13,334.12	350	\$17,492.86
Lipids (8020)	3	\$169.79	7	\$209.27
Protein (8030)	1	\$15.68	1	\$67.98
Lipotropics (8040)	0	\$0.00	0	\$0.00
Misc. Nutritional Substances (8050)	0	\$0.00	0	\$0.00
(80) NUTRIENTS TOTAL	314	\$13,519.59	358	\$17,770.11

(81) DIETARY PRODUCTS

	2010		2011	
	Total Claims	Total Paid	Total Claims	Total Paid
Dietary products (8100)	0	\$0.00	0	\$0.00
Infant Foods (8110)	0	\$0.00	0	\$0.00
Nutritional Supplements (8120)	134	\$51,565.65	109	\$38,124.27
Dietary Management Products (8125)	0	\$0.00	0	\$0.00
Tube Feedings (8130)	0	\$0.00	0	\$0.00
Nutritional Substitutes (8140)	0	\$0.00	0	\$0.00
Nutritional Modifiers (8190)	0	\$0.00	0	\$0.00

(81) DIETARY PRODUCTS TOTAL	134	\$51,565.65	109	\$38,124.27
------------------------------------	------------	--------------------	------------	--------------------

(82) HEMATOPOIETIC AGENTS

	2010		2011	
	Total Claims	Total Paid	Total Claims	Total Paid
Hematopoietic agents (8200)	0	\$0.00	0	\$0.00
Cobalamins (8210)	3	\$43.17	22	\$172.59
Intrinsic Factor (8215)	0	\$0.00	0	\$0.00
Folic Acid/Folates (8220)	8,685	\$42,648.79	10,844	\$62,991.93
Iron (8230)	0	\$0.00	1	\$4.77
Hematopoietic Growth Factors (8240)	647	\$1,225,810.06	588	\$999,470.45
Stem Cell Mobilizers (8250)	0	\$0.00	0	\$0.00
Agents for Gaucher Disease (8270)	32	\$187,349.18	46	\$507,546.04
Agents for Sickle Cell Anemia (8280)	1	\$50.10	0	\$0.00
Hematopoietic Mixtures (8299)	0	\$0.00	0	\$0.00

(82) HEMATOPOIETIC AGENTS TOTAL	9,368	\$1,455,901.30	11,501	\$1,570,185.78
--	--------------	-----------------------	---------------	-----------------------

(83) ANTICOAGULANTS

	2010		2011	
	Total Claims	Total Paid	Total Claims	Total Paid
Anticoagulants (8300)	0	\$0.00	0	\$0.00
Heparins And Heparinoid-Like Agents (8310)	2,776	\$2,679,730.73	2,808	\$2,978,346.76
Coumarin Anticoagulants (8320)	9,195	\$95,504.99	10,114	\$102,605.96
Indanedione Anticoagulants (8330)	0	\$0.00	0	\$0.00
Thrombin Inhibitors (8333)	0	\$0.00	215	\$45,556.64
Anticoagulants - Misc. (8335)	0	\$0.00	0	\$0.00
Direct Factor Xa Inhibitors (8337)	0	\$0.00	0	\$0.00
In Vitro Anticoagulants (8340)	0	\$0.00	0	\$0.00

(83) ANTICOAGULANTS TOTAL	11,971	\$2,775,235.72	13,137	\$3,126,509.36
----------------------------------	---------------	-----------------------	---------------	-----------------------

(84) HEMOSTATICS

	2010		2011	
	Total Claims	Total Paid	Total Claims	Total Paid
Hemostatics (8400)	0	\$0.00	0	\$0.00
Hemostatics - Systemic (8410)	28	\$13,933.44	86	\$26,594.43
Hemostatics - Topical (8420)	0	\$0.00	0	\$0.00
(84) HEMOSTATICS TOTAL	28	\$13,933.44	86	\$26,594.43

(85) MISC. HEMATOLOGICAL

	2010		2011	
	Total Claims	Total Paid	Total Claims	Total Paid
Misc. Hematological (8500)	0	\$0.00	0	\$0.00
Antihemophilic Products (8510)	732	\$28,169,869.17	824	\$17,058,639.64
Platelet Aggregation Inhibitors (8515)	13,301	\$2,436,345.54	13,952	\$2,803,495.17
Hematorheological (8520)	673	\$10,058.21	555	\$7,962.90
Hemin (8525)	0	\$0.00	0	\$0.00
In Vitro Hematologic Agents (8527)	0	\$0.00	0	\$0.00
Plasma Expanders (8530)	0	\$0.00	0	\$0.00
Plasma Proteins (8540)	53	\$31,482.18	21	\$3,252.13
Protamine (8550)	0	\$0.00	0	\$0.00
Human Protein C (8555)	0	\$0.00	0	\$0.00
Thrombolytic Enzymes (8560)	28	\$3,357.97	46	\$6,507.76
Hematologic Oxygen Transporters (8570)	0	\$0.00	0	\$0.00
Complement Inhibitors (8580)	50	\$2,341,946.67	72	\$3,186,787.24
Plasma Kallikrein Inhibitors (8584)	1	\$25,179.62	4	\$67,177.68
(85) MISC. HEMATOLOGICAL TOTAL	14,838	\$33,018,239.36	15,474	\$23,133,822.52

(86) OPHTHALMIC

	2010		2011	
	Total Claims	Total Paid	Total Claims	Total Paid
Ophthalmic (8600)	0	\$0.00	0	\$0.00
Ophthalmic Anti-infectives (8610)	42,485	\$1,058,044.82	49,373	\$743,107.58
Artificial Tears and Lubricants (8620)	126	\$3,677.49	134	\$4,230.54
Beta-blockers - Ophthalmic (8625)	1,278	\$70,418.50	1,421	\$71,896.80
Ophthalmic Steroids (8630)	3,782	\$147,466.60	4,927	\$203,358.23
Prostaglandins - Ophthalmic (8633)	2,888	\$291,693.42	2,930	\$306,325.31
Cycloplegics (8635)	809	\$11,246.70	830	\$17,009.58
Ophthalmic Decongestants (8640)	45	\$357.79	65	\$567.02
Miotics (8650)	23	\$634.67	25	\$800.86
Adrenergic Agents (8660)	741	\$51,700.19	742	\$48,836.50
Ophthalmic - Angiogenesis Inhibitors (8665)	0	\$0.00	0	\$0.00
Ophthalmic Photodynamic Therapy Agents (8670)	0	\$0.00	0	\$0.00
Ophthalmic Immunomodulators (8672)	416	\$80,581.29	518	\$110,606.59
Ophthalmic Local Anesthetics (8675)	30	\$332.47	22	\$226.51
Ophthalmic Surgical Aids (8678)	0	\$0.00	0	\$0.00
Misc. Ophthalmics (8680)	8,926	\$803,531.15	7,585	\$581,776.73
Contact Lens Solutions (8690)	0	\$0.00	0	\$0.00
(86) OPHTHALMIC TOTAL	61,549	\$2,519,685.09	68,572	\$2,088,742.25

(87) OTIC

	2010		2011	
	Total Claims	Total Paid	Total Claims	Total Paid
Otic (8700)	0	\$0.00	0	\$0.00
Otic Anti-infectives (8710)	13,440	\$208,253.57	22,737	\$331,348.04
Otic Analgesics (8720)	8	\$185.99	5	\$121.05
Otic Steroids (8730)	92	\$4,005.41	71	\$2,285.79
Otic Miscellaneous (8740)	249	\$8,610.51	310	\$10,362.32
Otic Agents - For External Ear (8770)	0	\$0.00	0	\$0.00
Otic Combinations (8799)	37,152	\$1,541,604.30	34,298	\$702,994.43
(87) OTIC TOTAL	50,941	\$1,762,659.78	57,421	\$1,047,111.63

(88) MOUTH/THROAT/DENTAL AGENTS

	2010		2011	
	Total Claims	Total Paid	Total Claims	Total Paid
Mouth & throat (local) (8800)	0	\$0.00	0	\$0.00
Anti-infectives - Throat (8810)	12,311	\$191,788.08	12,420	\$160,442.86
Antiseptics - Mouth/Throat (8815)	5,330	\$44,241.81	6,332	\$51,000.25
Lozenges (8820)	0	\$0.00	0	\$0.00
Steroids - Mouth (8825)	497	\$24,464.16	527	\$29,351.61
Antiallergy Agents (8827)	0	\$0.00	0	\$0.00
Mouthwashes (8830)	0	\$0.00	0	\$0.00
Anesthetics Topical Oral (8835)	2,976	\$24,832.15	3,548	\$29,928.00
Dental Products (8840)	3,238	\$35,122.67	4,261	\$47,181.30
Periodontal Products (8845)	0	\$0.00	0	\$0.00
Misc. Throat Products (8850)	148	\$22,156.22	163	\$21,114.18
(88) MOUTH/THROAT/DENTAL AGENTS TOTAL	24,500	\$342,605.09	27,251	\$339,018.20

(89) ANORECTAL

	2010		2011	
	Total Claims	Total Paid	Total Claims	Total Paid
Anorectal (8900)	0	\$0.00	0	\$0.00
Rectal Steroids (8910)	800	\$8,602.60	898	\$9,619.80
Intrarectal Steroids (8915)	15	\$1,969.72	14	\$4,438.52
Rectal Local Anesthetics (8920)	0	\$0.00	0	\$0.00
Misc. Rectal Products (8930)	0	\$0.00	0	\$0.00
Rectal Protectants-Emollients (8940)	0	\$0.00	0	\$0.00
Rectal Combinations (8999)	617	\$42,332.67	656	\$46,521.19
(89) ANORECTAL TOTAL	1,432	\$52,904.99	1,568	\$60,579.51

(90) DERMATOLOGICAL

	2010		2011	
	Total Claims	Total Paid	Total Claims	Total Paid
Dermatological (9000)	0	\$0.00	0	\$0.00
Acne Products (9005)	7,982	\$505,203.20	9,280	\$583,511.59
Rosacea Agents (9006)	206	\$23,818.81	198	\$23,523.58
Analgesics (9007)	0	\$0.00	0	\$0.00
Antibiotics - Topical (9010)	30,647	\$477,872.51	37,028	\$545,151.14
Antifungals - Topical (9015)	43,667	\$586,360.97	48,801	\$649,199.27
Antihistamines-Topical (9020)	0	\$0.00	0	\$0.00
Anti-inflammatory Agents - Topical (9021)	943	\$78,213.66	120	\$11,665.97
Antipruritics (9022)	6	\$669.26	12	\$1,449.98

	2010		2011	
	Total Claims	Total Paid	Total Claims	Total Paid
Antipsoriatics (9025)	1,786	\$413,555.76	2,198	\$691,129.02
Antiseborrheic Products (9030)	828	\$11,424.11	959	\$13,979.18
Antiviral - Topical (9035)	2,506	\$352,306.42	2,937	\$468,437.44
Antineoplastic or Premalignant Lesions - Topical (9037)	151	\$33,378.12	199	\$43,615.05
Bath Products (9040)	0	\$0.00	0	\$0.00
Burn Products (9045)	4,737	\$52,842.99	4,778	\$52,523.35
Cauterizing Agents (9050)	0	\$0.00	1	\$23.42
Tar Products (9052)	0	\$0.00	0	\$0.00
Corticosteroids - Topical (9055)	59,054	\$1,851,200.49	67,664	\$2,182,359.55
Diaper Rash Products (9060)	0	\$0.00	0	\$0.00
Emollients (9065)	696	\$11,604.11	827	\$14,215.90
Emollient/Keratolytic (9066)	385	\$12,503.51	272	\$8,096.19
Enzymes - Topical (9070)	1,068	\$84,920.81	973	\$102,897.06
Hair Growth Agents (9073)	0	\$0.00	0	\$0.00
Hair Reduction Agents (9074)	0	\$0.00	0	\$0.00
Keratolytics/Antimitotics (9075)	374	\$48,522.71	354	\$38,483.34
Agents for External Genital and Perianal Warts (9076)	0	\$0.00	4	\$2,062.22
Immunomodulating Agents - Topical (9077)	1,118	\$468,300.69	1,271	\$513,678.15
Immunosuppressive Agents - Topical (9078)	3,236	\$492,983.38	3,159	\$536,010.98
Liniments (9080)	0	\$0.00	0	\$0.00
Local Anesthetics - Topical (9085)	2,115	\$100,279.98	2,411	\$71,901.88
Pigmenting-Depigmenting Agents (9087)	4	\$669.94	0	\$0.00
Agents for Facial Wrinkles (9088)	0	\$0.00	0	\$0.00
Glabellar Lines (Frown Lines) Agents (9089)	0	\$0.00	0	\$0.00
Scabicides & Pediculicides (9090)	21,586	\$570,527.10	26,712	\$466,340.90
Sunscreens (9092)	0	\$0.00	0	\$0.00
Scar Treatment Products (9093)	0	\$0.00	0	\$0.00
Wound Care Products (9094)	99	\$13,053.20	137	\$14,511.39
Poison Ivy Products (9095)	0	\$0.00	0	\$0.00
Topical Vasoprotectants (9096)	0	\$0.00	0	\$0.00
Misc. Topical (9097)	393	\$4,209.83	507	\$5,382.16
Podiatric Products (9098)	0	\$0.00	0	\$0.00
Misc. Dermatological Products (9099)	0	\$0.00	0	\$0.00
(90) DERMATOLOGICAL TOTAL	183,587	\$6,194,421.56	210,802	\$7,040,148.71

(92) ANTISEPTICS & DISINFECTANTS

	2010		2011	
	Total Claims	Total Paid	Total Claims	Total Paid
Antiseptics & disinfectants (9200)	4	\$164.22	5	\$129.79
Chlorine Antiseptics (9210)	120	\$3,765.88	238	\$6,571.81
Iodine Antiseptics (9220)	0	\$0.00	0	\$0.00
Mercury Antiseptics (9230)	0	\$0.00	0	\$0.00
Silver Antiseptics (9240)	0	\$0.00	0	\$0.00
Water Purifiers (9250)	0	\$0.00	0	\$0.00
Disinfectants (9280)	0	\$0.00	0	\$0.00
Antiseptic Combinations (9299)	0	\$0.00	0	\$0.00
(92) ANTISEPTICS & DISINFECTANTS TOTAL	124	\$3,930.10	243	\$6,701.60

(93) ANTIDOTES

	2010		2011	
	Total Claims	Total Paid	Total Claims	Total Paid
Antidotes (9300)	67	\$40,976.87	84	\$31,031.30
Antidotes - Chelating Agents (9310)	243	\$1,138,710.37	224	\$1,242,604.63
Benzodiazepine Antagonists (9320)	1	\$70.04	0	\$0.00
Narcotic Antagonists (9340)	859	\$57,418.63	906	\$44,576.04
Topical Antidotes (9380)	0	\$0.00	0	\$0.00
Antidote Kits (9399)	0	\$0.00	0	\$0.00
(93) ANTIDOTES TOTAL	1,170	\$1,237,175.91	1,214	\$1,318,211.97

(94) DIAGNOSTIC PRODUCTS

	2010		2011	
	Total Claims	Total Paid	Total Claims	Total Paid
Diagnostic products (9400)	0	\$0.00	0	\$0.00
Diagnostic Reagents (9410)	0	\$0.00	0	\$0.00
Diagnostic Drugs (9420)	9	\$10,575.22	7	\$10,547.72
Diagnostic Biologicals (9430)	1	\$35.30	7	\$207.40
Diagnostic Radiopharmaceuticals (9435)	0	\$0.00	0	\$0.00
Radiographic Contrast Media (9440)	0	\$0.00	0	\$0.00
Non-Radiographic Contrast Media (9450)	0	\$0.00	0	\$0.00
Diagnostic Products, Misc. (9460)	0	\$0.00	0	\$0.00
(94) DIAGNOSTIC PRODUCTS TOTAL	10	\$10,610.52	14	\$10,755.12

(95) ALTERNATIVE MEDICINES

	2010		2011	
	Total Claims	Total Paid	Total Claims	Total Paid
Alternative medicines (9500)	0	\$0.00	0	\$0.00
Alternative Medicine - A's (9503)	0	\$0.00	0	\$0.00
Alternative Medicine - B's (9506)	0	\$0.00	0	\$0.00
Alternative Medicine - C's (9509)	0	\$0.00	0	\$0.00
Alternative Medicine - D's (9512)	0	\$0.00	0	\$0.00
Alternative Medicine - E's (9515)	0	\$0.00	0	\$0.00
Alternative Medicine - F's (9518)	0	\$0.00	0	\$0.00
Alternative Medicine - G's (9521)	0	\$0.00	0	\$0.00
Alternative Medicine - H's (9524)	0	\$0.00	0	\$0.00
Alternative Medicine - I (9527)	0	\$0.00	0	\$0.00
Alternative Medicine - J (9530)	0	\$0.00	0	\$0.00
Alternative Medicine - K's (9533)	0	\$0.00	0	\$0.00
Alternative Medicine - L's (9536)	0	\$0.00	0	\$0.00
Alternative Medicine - M's (9539)	0	\$0.00	0	\$0.00
Alternative Medicine - N's (9542)	0	\$0.00	0	\$0.00
Alternative Medicine - O's (9545)	0	\$0.00	0	\$0.00
Alternative Medicine - P's (9548)	0	\$0.00	0	\$0.00
Alternative Medicine - R's (9554)	0	\$0.00	0	\$0.00
Alternative Medicine - S's (9557)	0	\$0.00	0	\$0.00
Alternative Medicine - T's (9560)	0	\$0.00	0	\$0.00
Alternative Medicine - U (9563)	0	\$0.00	0	\$0.00
Alternative Medicine - V's (9566)	0	\$0.00	0	\$0.00
Alternative Medicine - W's (9569)	0	\$0.00	0	\$0.00
Alternative Medicine - Y's (9575)	0	\$0.00	0	\$0.00
Alternative Medicine Combinations (9599)	0	\$0.00	0	\$0.00
(95) ALTERNATIVE MEDICINES TOTAL	0	\$0.00	0	\$0.00

(96) CHEMICALS

	2010		2011	
	Total Claims	Total Paid	Total Claims	Total Paid
Chemicals (9600)	0	\$0.00	0	\$0.00
Acids, Bases, & Buffers (9610)	0	\$0.00	1	\$5.86
Liquids (9620)	117	\$1,284.73	155	\$2,378.57
Solids (9630)	59	\$388.07	295	\$2,552.68
Semi-Solids (9640)	3	\$56.66	4	\$79.08
Bulk Chemicals - A's (9642)	1	\$6.12	4	\$65.57
Bulk Chemicals - B's (9644)	1	\$4.74	1	\$9.19
Bulk Chemicals - C's (9646)	975	\$4,035.87	1,811	\$7,722.94
Bulk Chemicals - D's (9648)	3	\$11.74	10	\$43.10
Bulk Chemicals - E's (9650)	2	\$11.19	48	\$255.00
Bulk Chemicals - F's (9652)	0	\$0.00	1	\$8.30
Bulk Chemicals - G's (9654)	1	\$48.00	0	\$0.00
Bulk Chemicals - H's (9656)	22	\$303.03	21	\$531.08
Bulk Chemicals - I's (9658)	0	\$0.00	3	\$19.55
Bulk Chemicals - J's (9660)	0	\$0.00	0	\$0.00
Bulk Chemicals - K's (9662)	5	\$583.10	16	\$2,114.14
Bulk Chemicals - L's (9664)	183	\$884.85	255	\$1,316.43
Bulk Chemicals - M's (9666)	24	\$255.93	4	\$24.18
Bulk Chemicals - N's (9668)	0	\$0.00	0	\$0.00
Bulk Chemicals - O's (9670)	89	\$10,373.51	75	\$463.39
Bulk Chemicals - P's (9672)	11,735	\$68,951.55	12,012	\$56,007.00
Bulk Chemicals - Q's (9674)	0	\$0.00	0	\$0.00
Bulk Chemicals - R's (9676)	0	\$0.00	0	\$0.00
Bulk Chemicals - S's (9678)	0	\$0.00	3	\$1,242.85
Bulk Chemicals - T's (9680)	31	\$1,930.96	14	\$91.99
Bulk Chemicals - U's (9682)	16	\$464.31	2	\$29.65
Bulk Chemicals - V's (9684)	0	\$0.00	0	\$0.00
Bulk Chemicals - W's (9686)	0	\$0.00	0	\$0.00
Bulk Chemicals - X (9687)	0	\$0.00	0	\$0.00
Bulk Chemicals - Y's (9688)	0	\$0.00	0	\$0.00
Bulk Chemicals - Z's (9689)	0	\$0.00	0	\$0.00
Bulk Chemicals (9690)	0	\$0.00	0	\$0.00
(96) CHEMICALS TOTAL	13,267	\$89,594.36	14,735	\$74,960.55

(97) MEDICAL DEVICES

	2010		2011	
	Total Claims	Total Paid	Total Claims	Total Paid
Medical devices (9700)	0	\$0.00	0	\$0.00
Parenteral Therapy Supplies (9705)	0	\$0.00	0	\$0.00
Cardiology Supplies (9708)	0	\$0.00	0	\$0.00
Respiratory Therapy Supplies (9710)	19,492	\$958,788.87	21,897	\$1,097,713.80
Respiratory Aids (9712)	0	\$0.00	0	\$0.00
Medical Gases (9714)	0	\$0.00	0	\$0.00
GI-GU Ostomy & Irrigation Supplies (9715)	0	\$0.00	0	\$0.00
Hemodialytics & Hemofiltrates (9716)	0	\$0.00	0	\$0.00
Peritoneal Dialysis (9717)	0	\$0.00	0	\$0.00
Diabetic Supplies (9720)	0	\$0.00	0	\$0.00
Blood Monitoring Supplies (9722)	0	\$0.00	0	\$0.00
Enteral Nutrition Supplies (9725)	0	\$0.00	0	\$0.00
Bandages-Dressings-Tape (9730)	0	\$0.00	0	\$0.00
Fixed (Rigid) Bandages/Supports & Accessories (9734)	0	\$0.00	0	\$0.00
Elastic Bandages & Supports (9735)	0	\$0.00	0	\$0.00
Surgical Supplies (9736)	0	\$0.00	0	\$0.00
Heating/Cooling Aids (9737)	0	\$0.00	0	\$0.00
Back Plasters (9739)	0	\$0.00	0	\$0.00
Contraceptives (9740)	112	\$1,916.44	81	\$1,380.54
Fertility Monitoring Test Supplies (9742)	0	\$0.00	0	\$0.00
Female Personal Care Products (9745)	0	\$0.00	0	\$0.00
Impotence Aids (9747)	0	\$0.00	0	\$0.00
Oral Hygiene Products (9750)	0	\$0.00	0	\$0.00
Infant Care Products (9755)	0	\$0.00	0	\$0.00
Auditory Supplies (9757)	0	\$0.00	0	\$0.00
Optical Supplies (9760)	0	\$0.00	0	\$0.00
Durable Medical Equipment (9765)	0	\$0.00	0	\$0.00
Misc. Devices (9770)	1	\$4.21	1	\$5.46
Blood Pressure Devices (9775)	0	\$0.00	0	\$0.00
Foot Care Products (9780)	0	\$0.00	0	\$0.00
First Aid Kits (9785)	0	\$0.00	0	\$0.00
(97) MEDICAL DEVICES TOTAL	19,605	\$960,709.52	21,979	\$1,099,099.80

(98) PHARMACEUTICAL ADJUVANTS

	2010		2011	
	Total Claims	Total Paid	Total Claims	Total Paid
Pharmaceutical adjuvants (9800)	0	\$0.00	0	\$0.00
Alkalizing Agents (9805)	0	\$0.00	0	\$0.00
Antimicrobial Agents (9810)	0	\$0.00	0	\$0.00
Antioxidants (9820)	0	\$0.00	0	\$0.00
Antioxidants (9825)	0	\$0.00	0	\$0.00
Coloring Agents (9830)	0	\$0.00	0	\$0.00
Flavoring Agents (9833)	0	\$0.00	0	\$0.00
Pharmaceutical Excipients (9835)	14	\$59.51	145	\$1,032.01
Internal Vehicle Ingredients/Agents (9836)	0	\$0.00	0	\$0.00
Surfactants (9837)	0	\$0.00	0	\$0.00
Liquid Vehicle (9840)	7,673	\$487,248.19	5,161	\$319,183.35
Semi Solid Vehicle (9860)	83	\$399.30	90	\$453.37
Delivery Devices (9865)	0	\$0.00	0	\$0.00
Gelatin Capsules (Empty) (9870)	15	\$333.61	6	\$92.68
Non Gelatin Capsules (Empty) (9871)	0	\$0.00	0	\$0.00
Placebos (9880)	0	\$0.00	0	\$0.00
Pharmaceutical Adjuvants Miscellaneous (9890)	0	\$0.00	0	\$0.00
(98) PHARMACEUTICAL ADJUVANTS TOTAL	7,785	\$488,040.61	5,402	\$320,761.41

(99) ASSORTED CLASSES

	2010		2011	
	Total Claims	Total Paid	Total Claims	Total Paid
Assorted classes (9900)	0	\$0.00	0	\$0.00
Cardioplegic Solution (9910)	0	\$0.00	0	\$0.00
Chelating Agents (9920)	20	\$4,751.70	9	\$2,613.80
Collagen Implants (9930)	0	\$0.00	0	\$0.00
Cytoprotective Agents (9932)	0	\$0.00	0	\$0.00
Enzymes (9935)	0	\$0.00	1	\$3,432.52
Immunomodulators (9939)	60	\$397,570.75	69	\$453,057.19
Immunosuppressive Agents (9940)	3,817	\$1,242,615.15	4,628	\$1,379,077.65
K Removing Resin (9945)	128	\$9,360.56	112	\$5,964.30
Lymphatic Agents (9947)	0	\$0.00	0	\$0.00
Prostaglandins (9950)	0	\$0.00	0	\$0.00
Sclerosing Agents (9965)	0	\$0.00	0	\$0.00
Peritoneal Dialysis Solutions (9970)	0	\$0.00	0	\$0.00
Continuous Renal Replacement Therapy (CRRT) Solutions (9972)	0	\$0.00	0	\$0.00
Irrigation Solutions (9975)	75	\$2,052.84	62	\$891.27
Organ Preservation Solution (9980)	0	\$0.00	0	\$0.00
Misc Natural Products (9985)	0	\$0.00	0	\$0.00
Homeopathic Products (9987)	0	\$0.00	0	\$0.00
Not Classified (9990)	0	\$0.00	0	\$0.00

(99) ASSORTED CLASSES TOTAL	4,100	\$1,656,351.00	4,881	\$1,845,036.73
------------------------------------	--------------	-----------------------	--------------	-----------------------

	2010		2011	
	Total Claims	Total Paid	Total Claims	Total Paid
GRAND TOTAL	5,314,766	\$353,740,162.62	6,066,998	\$365,037,593.42



Appendix F

Annual Review of Requip XL® (Ropinirole) and Mirapex ER® (Pramipexole)

Oklahoma HealthCare Authority
 April 2012

Current Prior Authorization of Requip XL® (ropinirole) and Mirapex ER® (pramipexole)

Prior Authorization Criteria:

1. FDA approved diagnosis of Parkinson’s Disease
2. A justifiable reason why the immediate release product cannot be used.

Requip XL® and Mirapex ER® were marketed in the latter part of 2010. The prior authorization was placed on these products shortly after they were marketed.

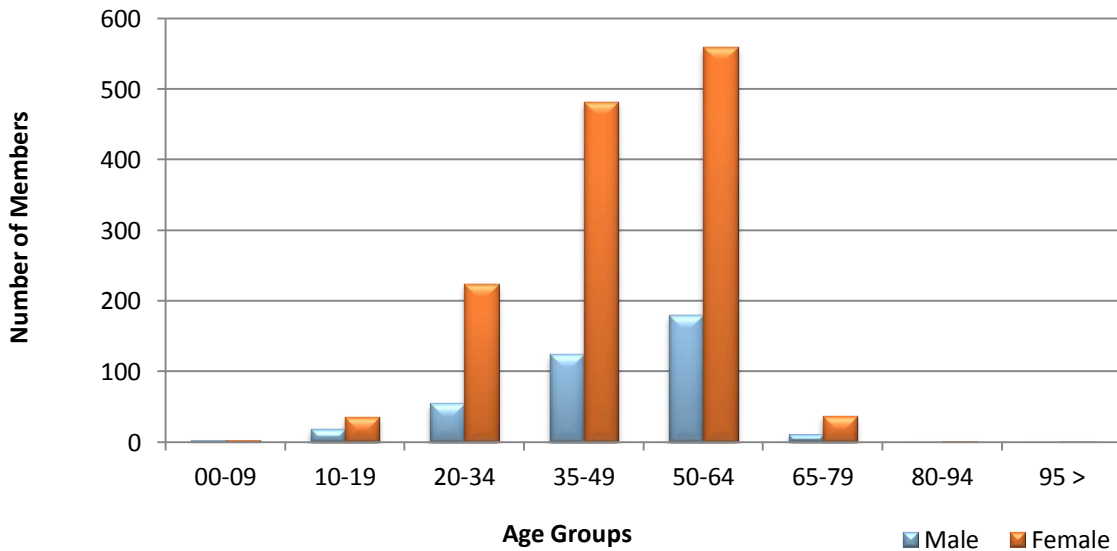
Utilization of Requip XL® (ropinirole) and Mirapex ER® (pramipexole)

Utilization Trends

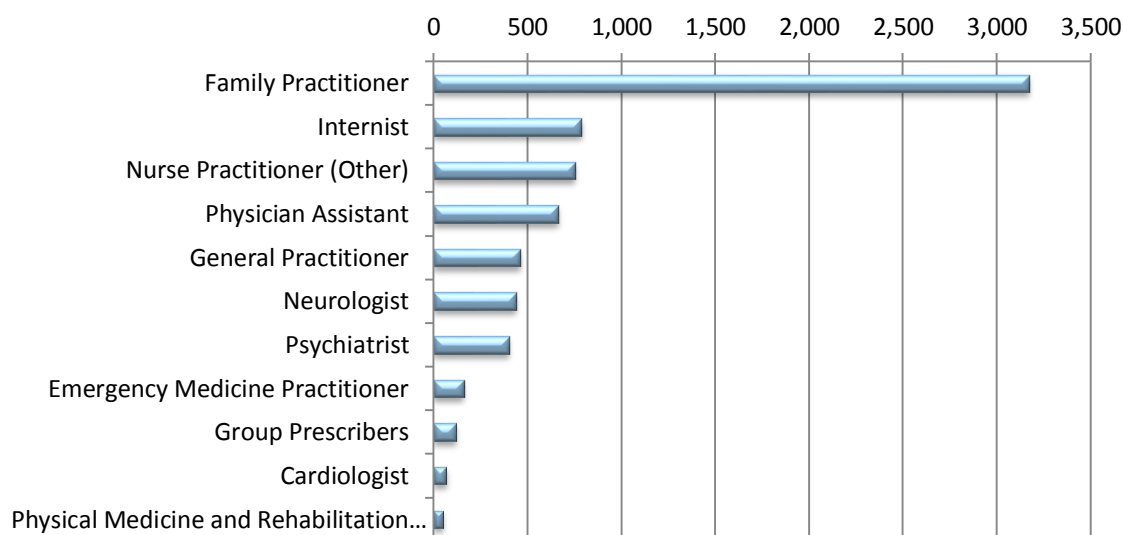
Calendar Year	Members	Claims	Paid	Paid/Claim	Perdiem	Units	Days
2010	1,677	6,820	\$337,137.10	\$49.43	\$1.44	331,754	233,363
2011	1,737	7,350	\$109,918.87	\$14.95	\$0.43	368,554	253,190
% Change	3.60%	7.80%	-67.40%	-69.80%	-70.10%	11.10%	8.50%
Change	60	530	-\$227,218.23	-\$34.48	-\$1.01	36,800	19,827

*Totals include IR and XL/ER products. The generic availability of Mirapex® IR accounted for the major change in costs.

Demographics for CY 2011

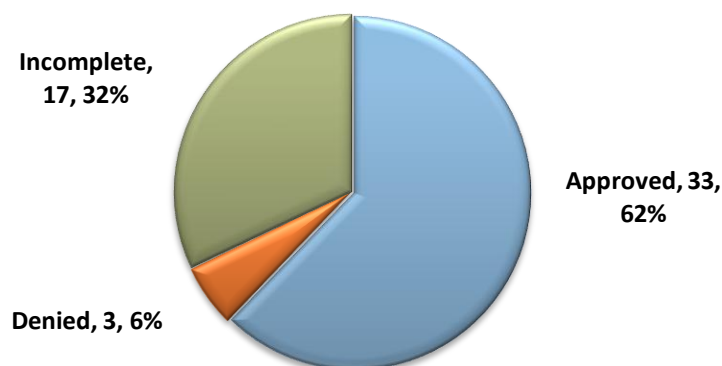


Top Prescriber Specialty by Number of Claims for CY 2011



Prior Authorization of Requip XL® (ropinirole) and Mirapex ER® (pramipexole)

There were a total of 53 petitions submitted for these medications during calendar year 2011. The following chart shows the status of the submitted petitions:



Market News and Update

Anticipated Patent Expirations:

1. Mirapex ER® - While the maker of the drug has exclusivity rights that expire in 2013, there is also a listed patent for Mirapex ER® that does not expire until April 2028
2. Requip XL® – June 2012

Conclusions

The College of Pharmacy recommends no changes to the current prior authorization criteria of Requip XL® (ropinirole) and Mirapex ER® (pramipexole).

Utilization Details: CY 2011 vs. CY 2010

CY 2011

BRAND NAME	CLAIMS	MEMBERS	COST	UNITS/ DAY	COST/ DAY	PERCENT COST
PRAMIPEXOLE TAB 0.125MG	476	151	\$4,984.44	1.67	\$0.32	4.53%
MIRAPEX TAB 0.125MG	4	1	\$22.40	1	\$0.19	0.02%
PRAMIPEXOLE TAB 0.25MG	697	196	\$6,997.29	1.42	\$0.28	6.37%
PRAMIPEXOLE TAB 0.5MG	543	139	\$5,339.44	1.47	\$0.29	4.86%
PRAMIPEXOLE TAB 0.75MG	20	7	\$185.47	1	\$0.28	0.17%
PRAMIPEXOLE TAB 1MG	329	77	\$3,543.76	1.66	\$0.32	3.22%
PRAMIPEXOLE TAB 1.5MG	95	26	\$1,061.71	1.78	\$0.35	0.97%
Pramipexole IR Subtotal	2,164		\$22,134.51	1.53	\$0.30	20.14%
ROPINIROLE TAB 0.25MG	601	205	\$11,317.50	1.69	\$0.58	10.30%
ROPINIROLE TAB 0.5MG	1,149	398	\$17,834.53	1.36	\$0.47	16.23%
ROPINIROLE TAB 1MG	1,918	550	\$28,897.08	1.37	\$0.44	26.29%
ROPINIROLE TAB 2MG	939	252	\$15,324.84	1.43	\$0.44	13.94%
ROPINIROLE TAB 3MG	289	68	\$5,036.73	1.5	\$0.53	4.58%
ROPINIROLE TAB 4MG	208	47	\$4,025.53	1.45	\$0.51	3.66%
ROPINIROLE TAB 5MG	73	17	\$1,626.93	1.42	\$0.49	1.48%
Ropinirole IR Subtotal	5,177		\$84,063.14	1.42	\$0.47	76.48%
MIRAPEX ER TAB 0.75MG	4	1	\$1,087.10	1	\$9.06	0.99%
REQUIP XL TAB 6MG	3	2	\$1,026.70	1	\$6.84	0.93%
REQUIP XL TAB 12MG	2	1	\$1,607.42	1	\$13.40	1.46%
Totals	7,350	1,737*	\$109,918.87	1.46	\$0.43	100.00%

*Unduplicated total number of members.

CY 2010

BRAND NAME	CLAIMS	MEMBERS	COST	UNITS/ DAY	COST/ DAY	PERCENT COST
MIRAPEX TAB 0.125MG	76	42	\$11,438.72	1.63	\$4.79	3.39%
MIRAPEX TAB 0.25MG	99	62	\$15,079.54	1.42	\$4.17	4.47%
MIRAPEX TAB 0.5MG	95	48	\$13,830.39	1.54	\$4.54	4.10%
MIRAPEX TAB 0.75MG	3	2	\$731.76	1	\$3.18	0.22%
MIRAPEX TAB 1.5MG	10	3	\$1,069.95	1	\$2.97	0.32%
MIRAPEX TAB 1MG	56	23	\$9,321.16	1.96	\$5.73	2.76%
PRAMIPEXOLE TAB 0.125MG	352	114	\$36,541.58	1.48	\$3.11	10.84%
PRAMIPEXOLE TAB 0.25MG	626	195	\$62,094.32	1.36	\$2.87	18.42%
PRAMIPEXOLE TAB 0.5MG	550	159	\$54,872.80	1.41	\$2.86	16.28%
PRAMIPEXOLE TAB 0.75MG	1	1	\$16.86	1	\$0.19	0.01%
PRAMIPEXOLE TAB 1.5MG	56	19	\$5,398.82	1.66	\$2.80	1.60%
PRAMIPEXOLE TAB 1MG	273	66	\$30,009.72	1.72	\$3.52	8.90%
Pramipexole IR Subtotal	2,197		\$240,405.62	1.47	\$3.23	71.31%
ROPINIROLE TAB 0.25MG	639	219	\$13,352.54	1.72	\$0.70	3.96%
ROPINIROLE TAB 0.5MG	981	348	\$19,216.28	1.41	\$0.59	5.70%
ROPINIROLE TAB 1MG	1,734	538	\$32,892.37	1.3	\$0.54	9.76%
ROPINIROLE TAB 2MG	801	212	\$16,579.38	1.39	\$0.57	4.92%
ROPINIROLE TAB 3MG	259	59	\$6,005.22	1.45	\$0.65	1.78%
ROPINIROLE TAB 4MG	125	40	\$2,869.98	1.33	\$0.55	0.85%
ROPINIROLE TAB 5MG	54	17	\$1,226.80	1.34	\$0.50	0.36%
Ropinirole IR Subtotal	4,593		\$92,142.57	1.40	\$0.58	27.33%
MIRAPEX ER TAB 0.375MG	2	1	\$521.18	1	\$8.69	0.15%
MIRAPEX ER TAB 0.75MG	1	1	\$260.09	1	\$8.67	0.08%
REQUIP XL TAB 12MG	1	1	\$381.01	1	\$12.70	0.11%
REQUIP XL TAB 2MG	18	7	\$1,785.92	1.39	\$3.31	0.53%
REQUIP XL TAB 4MG	8	3	\$1,640.71	1	\$5.00	0.49%
Totals	6,820	1,677*	\$337,137.10	1.42	\$1.44	100.00%

*Unduplicated total number of members.



Appendix G

Annual Review of Metozolv® ODT (metoclopramide HCl)- Fiscal Year 2011

Oklahoma HealthCare Authority
April 2012

Current Prior Authorization Criteria

Criteria for approval:

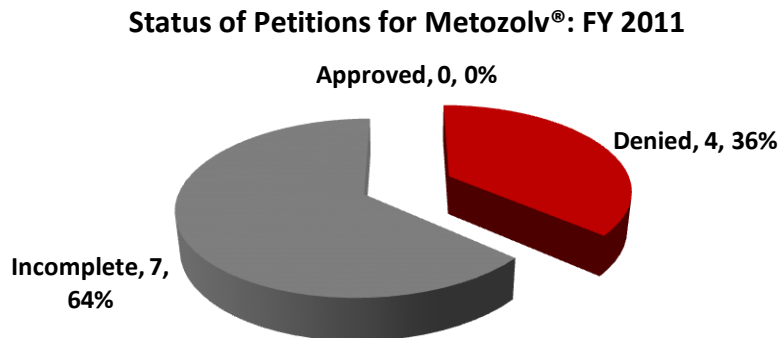
1. FDA-approved diagnosis of gastroesophageal reflux disease in adults not responding to conventional therapy, or acute and recurrent diabetic gastroparesis in adults.
2. Must provide a clinical reason why the member cannot use the regular formulation of metoclopramide tablets.
3. Therapy will be approved for a period of not more than 12 weeks.

Utilization of Metozolv®

There was no utilization of this medication for Fiscal Year 2011.

Prior Authorization of Metozolv®

There were a total of 11 petitions submitted for this PBPA category during fiscal year 2011. The following chart shows the status of the submitted petitions:



Market News and Updates

Patent expiration: July 11, 2017

Conclusion and Recommendations

The College of Pharmacy recommends no changes to this category at this time.



Appendix H

FDA & DEA Updates (additional information can be found at <http://www.fda.gov/Drugs/default.htm>)

FDA Drug Safety Podcast for Healthcare Professionals: Revised recommendations for Celexa (citalopram hydrobromide) related to a potential risk of abnormal heart rhythms with high doses

On March 28, 2012, the FDA issued a Drug Safety Communication clarifying dosing and warning recommendations for the antidepressant Celexa. In August 2011, FDA issued a DSC stating that citalopram should no longer be used at doses greater than 40 mg per day because it could cause potentially dangerous abnormalities in the electrical activity of the heart.

Citalopram use at any dose is discouraged in patients with certain conditions because of the risk of QT prolongation, but because it may be important for some of those patients to use citalopram, the drug label has been changed to describe the particular caution that needs to be taken when citalopram is used in such patients. The revised drug label also describes lower doses that should be used in patients over 60 years of age.

Changes in the electrical activity of the heart (specifically, prolongation of the QT interval of the ECG) can lead to a risk of an abnormal heart rhythm called Torsade de Pointes, which can be fatal. Patients at particular risk for developing prolongation of the QT interval include those with underlying heart conditions and those who are predisposed to having low levels of potassium and magnesium in the blood.

The citalopram drug label was revised on August 12, 2011 and again on March 27, 2012, to include new warnings about the potential for QT interval prolongation and Torsade de Pointes, as well as new drug dosage and usage recommendations.

The following changes have now been made to citalopram's drug label as of 3/27/12:

- i Recognition that although citalopram use should be avoided, if possible, in patients with certain conditions because of QT prolongation risk, ECG and/or electrolyte monitoring should be performed if citalopram must be used in such patients.
- i Patients with congenital long QT syndrome are at particular risk of Torsade de Pointes, ventricular tachycardia, and sudden death when given drugs that prolong the QT interval. Nevertheless, labeling recommendation for patients with congenital long QT syndrome has been changed from "contraindicated" to "not recommended," as it is recognized that there may be some patients with this condition who could benefit from a low dose of citalopram and lack viable alternatives.
- i The maximum recommended dose of citalopram is 20 mg per day for patients older than 60 years of age.
- i Citalopram should be discontinued in patients who are found to have persistent QTc measurements greater than 500 ms

Resolved Drug Shortages

Avalide (irbesartan and hydrochlorothiazide) Tablets 3/2/2012	Bristol-Myers Squibb 1-800-321-1335	No further supply issues anticipated.
--	--	---------------------------------------

Current Drug Shortages

Diclofenac Sodium Topical Gel 1% (Voltaren) (Initial posting-2/8/2012)

Company/Products	Reason	Related Information	Date Updated
Novartis Consumer Health, Inc. Customer Service: 1-800-452-0051 or 1-888-477-2403 100 gram, 3 count (NDC 63481-0684-03) 100 gram, 5 count (NDC 63481-0684-05)	Manufacturing delay	Manufacturer started to release Voltaren Gel 1% (March 23, 2012). However, Drug shortage remains in effect-Novartis will provide further updates as new information becomes available.	Revised 3/29/2012