








SoonerCare Hospital Cesarean Section Report
Services Provided During July to December 2023 of SFY 2024

Hospital Name	Region	Primary C-Section Rate (■ < 18%) (■ >= 18%)	Total C-Section Rate	Total Deliveries (All C-Section and All Vaginal)
INTEGRIS BAPTIST MEDICAL C	Central	18.3% ■	32.5%	959
INTEGRIS CANADIAN VALLEY HOSPITAL	Central	16.1% ■	30.3%	271
INTEGRIS HEALTH EDMOND, INC.	Central	25.7% ■	43.6%	149
INTEGRIS SOUTH OKLAHOMA CITY HOSPITAL CO	Central	22.5% ■	35.6%	419
LAKESIDE WOMEN'S CENTER OF OKLAHOMA CIT	Central	16.4% ■	26.7%	258
MERCY HOSPITAL OKLAHOMA CITY	Central	19.7% ■	34.5%	825
NORMAN REGIONAL HOSPITAL	Central	17.4% ■	31.0%	620
OU MEDICINE	Central	21.8% ■	36.7%	1,199
ST ANTHONY HSP	Central	13.4% ■	25.7%	385
ST. ANTHONY SHAWNEE HOSPITAL, INC	Central	13.9% ■	25.4%	291
ALLIANCEHEALTH PONCA CITY	NE	8.7% ■	26.1%	142
CHEROKEE NATION - WW HASTINGS	NE	22.3% ■	37.7%	252
INTEGRIS GROVE HOSPITAL	NE	14.9% ■	33.9%	112
INTEGRIS MIAMI HOSPITAL	NE	23.3% ■	41.3%	80
JANE PHILLIPS EP HSP	NE	16.7% ■	32.3%	164
NORTHEASTERN HEALTH SYSTEM	NE	22.7% ■	34.6%	104
SAINT FRANCIS HOSPITAL MUSKOGEE INC	NE	15.2% ■	33.5%	197
STILLWATER MEDICAL CENTER	NE	15.8% ■	27.7%	184
INTEGRIS BASS MEM BAP	NW	13.0% ■	26.5%	234
ST MARY'S REGIONAL MEDICAL CENTER	NW	14.8% ■	27.0%	74
WEATHERFORD HOSPITAL AUTHORITY	NW	11.7% ■	28.0%	75
ALLIANCEHEALTH DURANT	SE	11.9% ■	25.1%	319
CHICKASAW NATION MEDICAL CENTER	SE	13.7% ■	29.2%	250
CHOCTAW NATION - TALIHINA	SE	5.5% ■	16.1%	124
MCALESTER REGIONAL	SE	27.0% ■	46.5%	157
MERCY HOSPITAL ADA, INC.	SE	12.4% ■	25.4%	134
COMANCHE CO MEM HSP	SW	11.2% ■	27.0%	355
DUNCAN REGIONAL HOSPITAL	SW	12.2% ■	23.3%	206
GREAT PLAINS REGIONAL MEDICAL CENTER	SW	20.2% ■	37.7%	114
JACKSON CO MEM HSP	SW	14.3% ■	31.4%	105
MERCY HOSPITAL ARDMORE INC	SW	14.1% ■	31.5%	257
SOUTHWESTERN MEDICAL CENT	SW	16.5% ■	31.3%	99
AHS CLAREMORE REGIONAL HOSPITAL, LLC	Tulsa	24.2% ■	43.9%	212
AHS HILLCREST MEDICAL CENTER, LLC	Tulsa	22.6% ■	36.2%	885
AHS SOUTHCREST HOSPITAL, LLC	Tulsa	14.7% ■	30.7%	352
BAILEY MEDICAL CENTER LLC	Tulsa	11.1% ■	31.9%	188
CLAREMORE IND HSP	Tulsa	0.0% ■	0.0%	48
OKLAHOMA STATE UNIVERSITY MEDICAL TRUST	Tulsa	15.8% ■	29.6%	206
SAINT FRANCIS HOSPITAL	Tulsa	18.4% ■	32.6%	1,178
SAINT FRANCIS HOSPITAL SOUTH	Tulsa	11.3% ■	30.4%	250
ST JOHN MED CTR	Tulsa	21.3% ■	35.4%	378
ST JOHN OWASSO	Tulsa	22.7% ■	32.0%	75
BAPTIST HEALTH - FORT SMITH	Border States	18.1% ■	31.0%	100
FREEMAN HOSPITAL	Border States	55.6% ■	70.6%	17

Hospital Name	Region	Primary C-Section Rate (■ < 18% ■ ≥ 18%)	Total C-Section Rate	Total Deliveries (All C-Section and All Vaginal)
MERCY HOSPITAL FORT SMITH	Border States	21.6% 	37.6%	221
MERCY HOSPITAL JOPLIN	Border States	0.0%	16.7%	18
PARIS REGIONAL MEDICAL CENTER	Border States	22.4% 	33.3%	102
SILOAM SPRINGS ARKANSAS HOSPITAL COMPANY	Border States	12.1% 	25.7%	70
SOUTHWEST MEDICAL CENTER	Border States	10.8% 	22.1%	86
UHS OF TEXOMA INC	Border States	25.0% 	45.5%	22

Facilities with 12 deliveries or less are excluded from this data set.