

ANALYSIS OF Depression in Oklahoma's SoonerCare Program

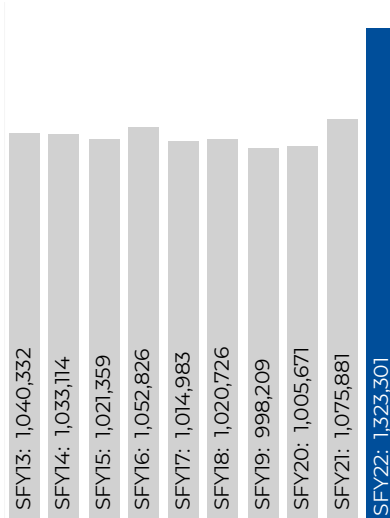


SoonerCare Members

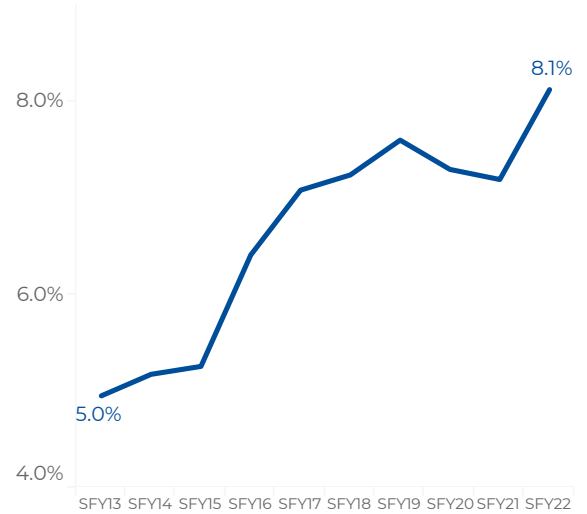
The prevalence of depression among all SoonerCare members rose to 8.1% in SFY2022, and among adults to 18.5%. These numbers are substantial increases from SFY2021, even outpacing the increase in total SoonerCare enrollment.

In SFY2022 there were **107,494** members with depression, or **8.1%** of all members

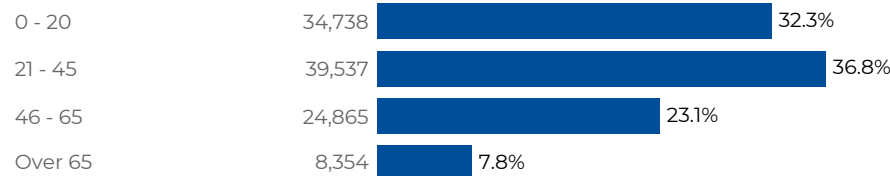
Total SoonerCare Enrollment SFY2013 - SFY2022



Depression Prevalence Rates SFY2013 - SFY2022



Members with Depression by Age Group SFY2022



36.8% were 21 - 45
39,537 members

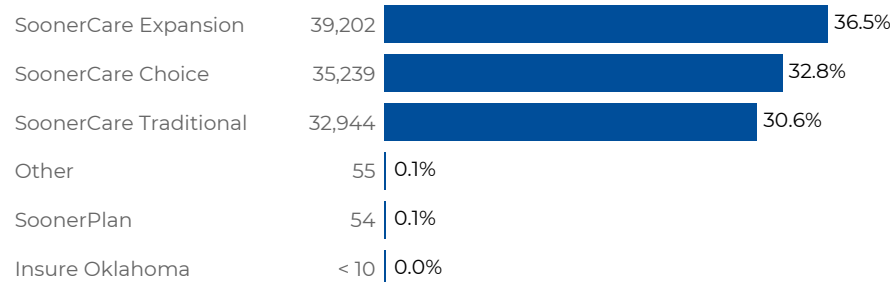
Members with Depression by Eligibility Type SFY2022



78.6% were Non-Dual Eligible*
84,520 members

**Dual Eligible: members enrolled in both Medicaid and Medicare*

Members with Depression by Delivery System SFY2022



36.5% were enrolled in SoonerCare Expansion
39,202 members

ANALYSIS OF

Depression

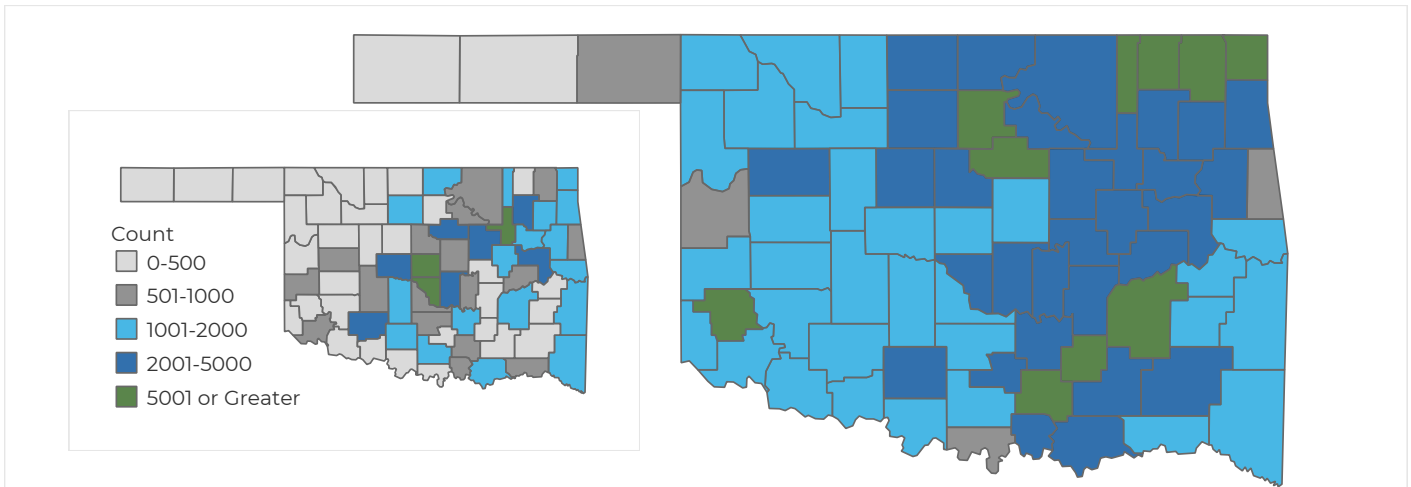
in Oklahoma's SoonerCare Program



Prevalence Rates



There does appear to be a strong cluster of depression diagnoses in the east/mid-east counties of the state. Ten counties have prevalence higher than 10%, with Craig highest at 12.6%.

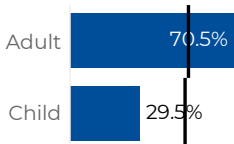


SoonerCare Members with Depression

In SFY2022, depression was more prevalent among adults, females, and Caucasians than would be expected based on the demographic composition of all SoonerCare members. See details below. The black line represents the percent of total SoonerCare members.

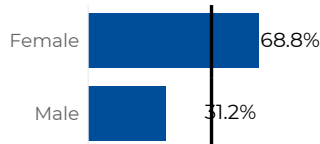
70.5%

were adults
75,743 members



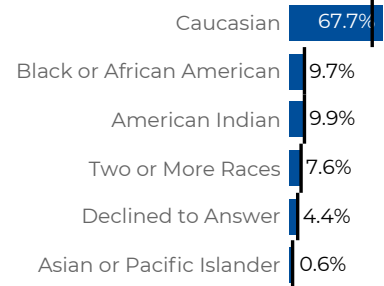
68.8%

were female
73,994 members



67.7%

were Caucasian
72,783 members

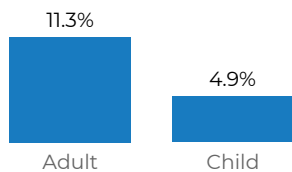


Demographics

Prevalence Rates Among SoonerCare Members

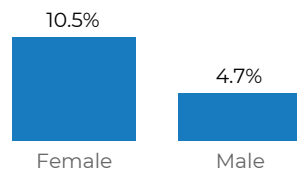
11.3%

of adult members had a diagnosis of depression



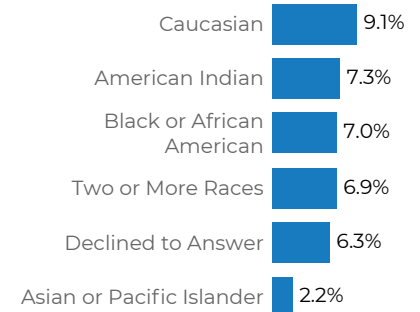
10.5%

of female members had a diagnosis of depression



9.1%

of Caucasian members had a diagnosis of depression



ANALYSIS OF Depression in Oklahoma's SoonerCare Program

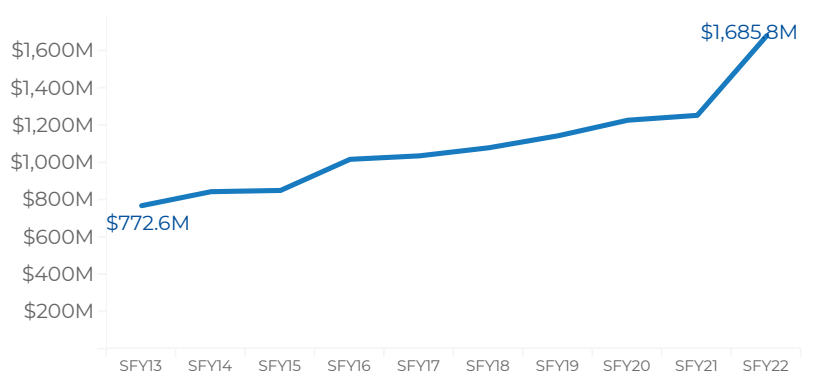


Reimbursement Cost

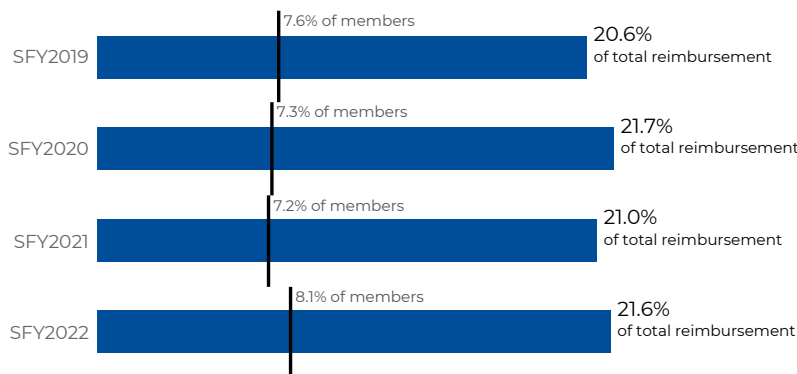
The total reimbursement for members with depression increased by 34.0% from \$1,257,895,585 in SFY2021 to \$1,685,811,033 in SFY2022. The total reimbursement for members with depression in SFY2022 made up 21.6% of all reimbursements paid. At the same time, per member reimbursements for members with depression fell slightly to \$15,683.

The graph below illustrates how the percentage of reimbursement for services rendered for members with depression is disproportionately higher than the prevalence of members without depression.

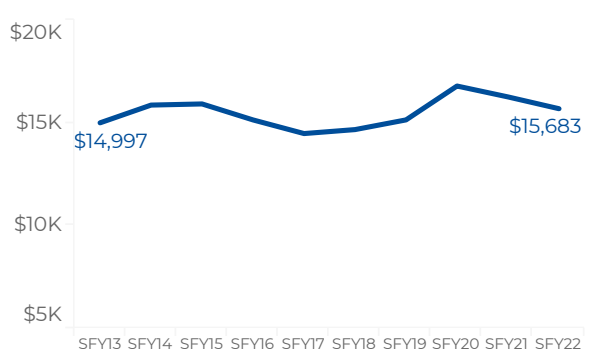
Annual Reimbursement for Members with Depression SFY2013 - SFY2022



SoonerCare Members with Depression: Percent of Total Reimbursement Compared to Percent of Total SoonerCare Enrollment



Average Reimbursement per Member with Depression SFY2013 - SFY2022



\$1,685,811,033

Total reimbursement for members with depression

\$15,683

Average reimbursement for members with depression

	Total Reimbursement	% of Total Reimbursement	Reimbursement per Member
Dual Eligible	\$503,592,213	29.9%	\$21,920
Non-Dual Eligible	\$1,182,218,820	70.1%	\$13,987
Adult	\$1,369,202,342	81.2%	\$18,077
Child	\$316,608,692	18.8%	\$9,972
Female	\$1,095,338,732	65.0%	\$14,803
Male	\$590,472,302	35.0%	\$17,626