

ANALYSIS OF Hypertension in Oklahoma's SoonerCare Program



SoonerCare Members

The number of members diagnosed with hypertension increased from 91,149 members in SFY2021 to 131,328 members in SFY2022. Nearly all (97.3%) were adults.

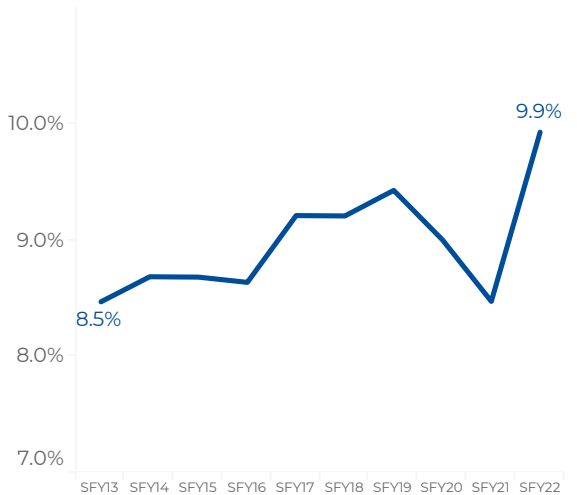
This continued a trend established since SFY2013, with the drop in SFY2021 likely a result of COVID-19 causing underreporting.

In SFY2022 there were **131,328** members with hypertension, or **9.9%** of all members

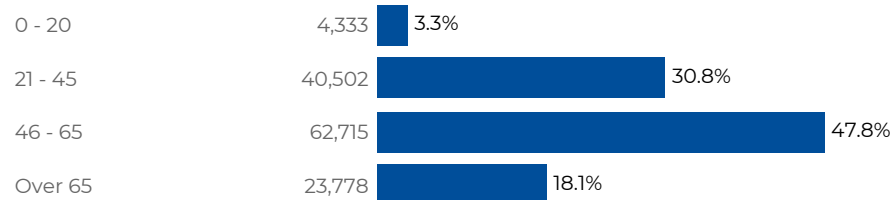
Total SoonerCare Enrollment SFY2013 - SFY2022



Hypertension Prevalence Rates SFY2013 - SFY2022



Members with Hypertension by Age Group SFY2022



47.8%
were 46 - 65
62,715 members

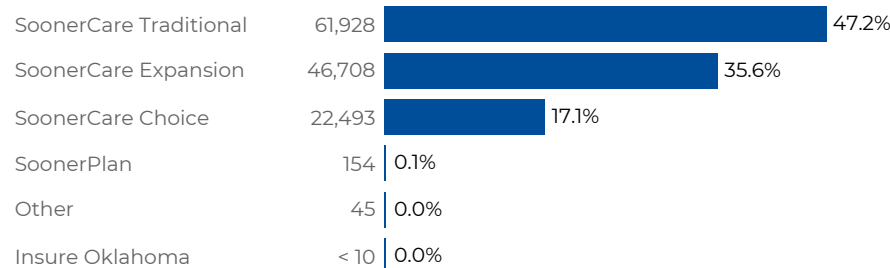
Members with Hypertension by Eligibility Type SFY2022



58.7%
were Non-Dual Eligible*
77,110 members

*Dual Eligible: members enrolled in both Medicaid and Medicare

Members with Hypertension by Delivery System SFY2022




47.2%
were enrolled in
SoonerCare Traditional
61,928 members

ANALYSIS OF Hypertension in Oklahoma's SoonerCare Program

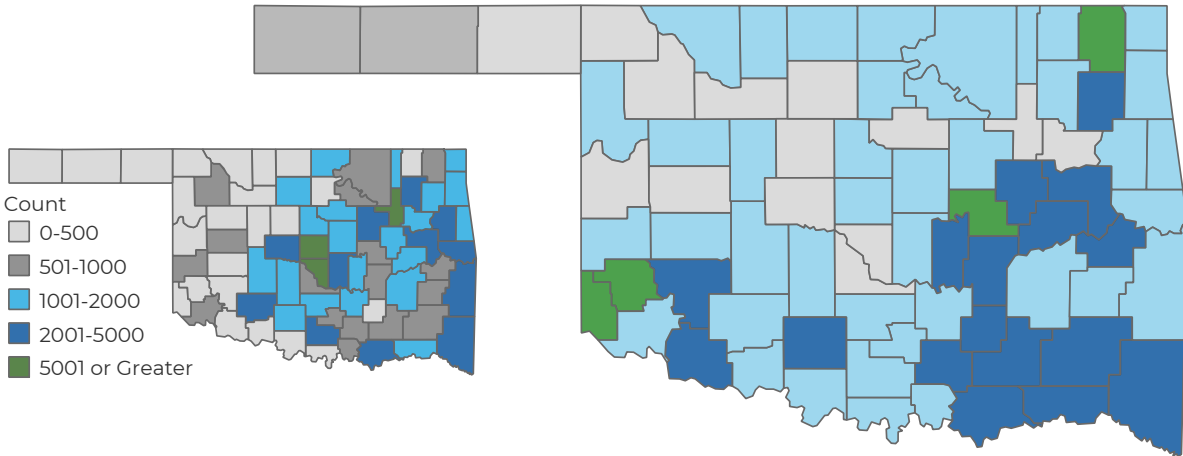


Prevalence Rates



There is a pattern of higher incidence in the eastern/southeastern counties of the state in SFY2022.

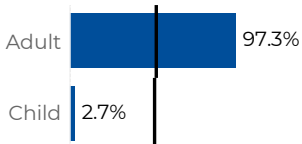
In Harmon, one in five (19.9%) SoonerCare members has been diagnosed with hypertension.



SoonerCare Members with Hypertension

In SFY2022, hypertension was more prevalent among adults, females, Black or African Americans, and Caucasians than would be expected based on the demographic composition of all SoonerCare members. See details below. The black line represents the percent of total SoonerCare members.

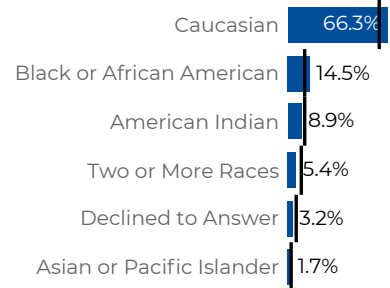
97.3%
were adults
127,780 members



59.4%
were female
78,019 members



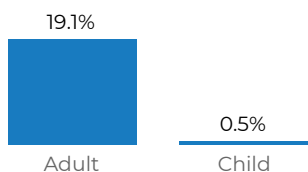
66.3%
were Caucasian
87,085 members



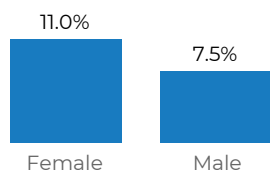
Demographics

Prevalence Rates Among SoonerCare Members

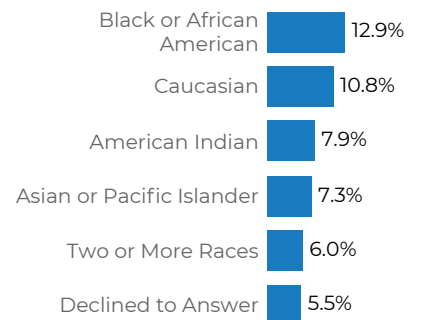
19.1%
of all adult members had hypertension



11.0%
of all female members had hypertension



12.9%
of all Black or African American members had hypertension



ANALYSIS OF Hypertension in Oklahoma's SoonerCare Program

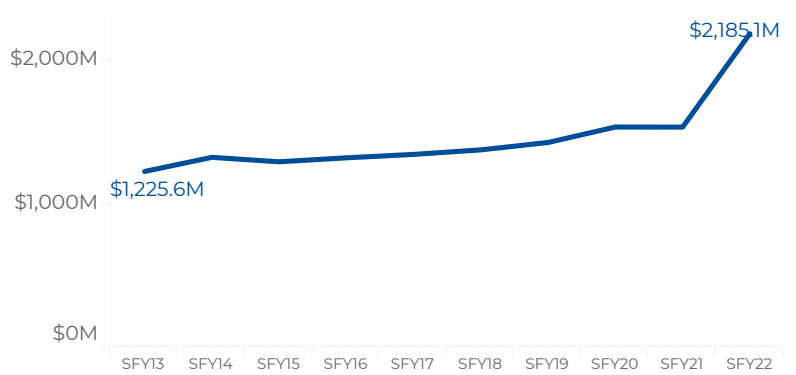


Reimbursement Cost

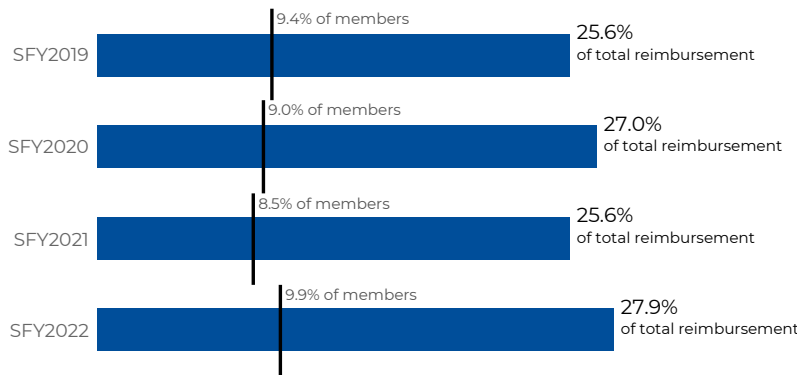
The total reimbursement for services utilized for members with hypertension in SFY2022 increased significantly to \$2,185,057,763. However, the per-member average total reimbursement for members with hypertension remained stable at \$16,638.

Despite a prevalence rate of 9.9%, the total reimbursement for services rendered for SoonerCare members with hypertension made up 27.9% of all reimbursements paid in SFY2022. The cost of providing care to members with hypertension was disproportionately higher than the prevalence of hypertension among SoonerCare members.

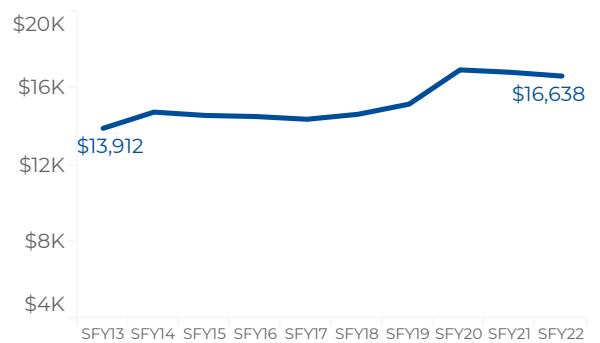
Annual Reimbursement for Members with Hypertension SFY2013 - SFY2022



SoonerCare Members with Hypertension: Percent of Total Reimbursement Compared to Percent of Total SoonerCare Enrollment



Average Reimbursement per Member with Hypertension SFY2013 - SFY2022



\$2,185,057,763

Total reimbursement for members with hypertension

\$16,638

Average reimbursement for members with hypertension

	Total Reimbursement	% of Total Reimbursement	Reimbursement per Member
Dual Eligible	\$753,071,995	34.5%	\$13,890
Non-Dual Eligible	\$1,431,985,768	65.5%	\$18,571
Adult	\$2,063,380,720	94.4%	\$16,148
Child	\$121,677,043	5.6%	\$34,295
Female	\$1,226,391,067	56.1%	\$15,719
Male	\$958,666,696	43.9%	\$17,983