

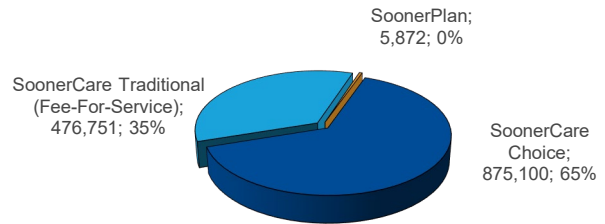
# SoonerCare Fast Facts

## February 2023

### TOTAL ENROLLMENT – OKLAHOMA SOONERCARE (MEDICAID)

Qualifying Group	Age Group	Enrollment	% of Total
Aged/Blind/Disabled	Child	17,811	1.31%
Aged/Blind/Disabled	Adult	153,921	11.34%
Children/Parents	Child	656,491	48.35%
Children/Parents	Adult	132,298	9.74%
Expansion	Adult	358,320	26.39%
Other	Child	242	0.02%
Other	Adult	31,217	2.30%
Oklahoma Cares (Breast and Cervical Cancer)		510	0.04%
SoonerPlan (Family Planning)		5,872	0.43%
TEFRA		1,041	0.08%

### Delivery System Breakdown of Total Enrollment



Total Enrollment	1,357,723	Adults	651,571	48%
		Children	706,152	52%

OTHER Group includes—DDSD State-PKU-Q1-Q2-Refugee--SLMB--Soon to be Sooners (STBS) and TB patients. The Total Enrollment figure makes up 736,815 cases. A case is used to group members of the same family living in the same household.

For more information go to [www.okhca.org](http://www.okhca.org) under Individuals then to Programs. Insure Oklahoma members are NOT included in the figures above.

Unless stated otherwise, CHILD is defined as an individual under the age of 21.

Note that all subsequent figures are groups within the above total enrollment numbers (except Insure Oklahoma). SoonerPlan members are not entitled to the full scope of benefits, only family planning services are covered.

The Insure Oklahoma is a program to assist qualifying small business owners, employees & their spouses (Employer-Sponsored Insurance- ESI) with health insurance premiums and some individual Oklahomans (Individual Plan-IP) with limited health coverage.

[www.insureoklahoma.org](http://www.insureoklahoma.org)

New Enrollees	
Oklahoma SoonerCare members that have not been enrolled in the past 6 months.	
Adult	8,280
Child	5,337
<b>Total</b>	<b>13,617</b>

### CHIP Breakdown of Total Enrollment

Members qualifying for SoonerCare (Medicaid) eligibility under the CHIP program are under age 19 and have income between the maximum for standard eligibility and the expanded Federal Poverty Level (FPL) income guidelines.

Age Breakdown	% of FPL	CHIP Enrollees
INSURE OK DEPENDENTS (ESI)		352
PRENATAL		2,547
INFANT	170% to 210%	2,192
1 to 5	152% to 210%	20,251
6 to 13	116% to 210%	58,276
14-18	66% to 210%	57,561
<b>Total</b>		<b>141,179</b>

### Other Enrollment Facts

Total Monthly Enrollment (Including Insure Oklahoma) - 1,367,453  
Unduplicated Enrollment SFY (July through report month including Insure Oklahoma) - 1,408,943

### Other Breakdowns of Total Enrollment

Oklahoma SoonerCare (Medicaid) members residing in a long-term care facility - 13,871
Oklahoma persons enrolled in both Medicare and Medicaid (Dual Enrollees) - 137,315
SoonerCare (Medicaid) members enrolled in Home & Community-Based Services (HCBS) Waivers - 25,929
SoonerCare (Medicaid) members enrolled in Program of All-Inclusive Care for the Elderly (PACE) - 768

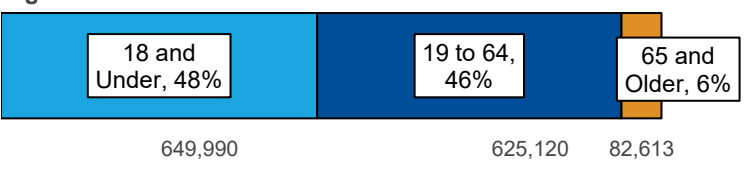
Small Businesses Enrolled in ESI	Employees w/ ESI	Individual Plan (IP) Members
2,949	9,730	0

### Race Breakdown of Total Enrollment

	Children	Adults	Percent	Pregnant Women
American Indian	82,577	70,357	11%	4,406
Asian or Pacific Islander	17,639	15,263	2%	1,085
Black or African American	73,980	77,667	11%	4,132
Caucasian	401,918	415,910	60%	23,666
Two or More Races	85,732	37,117	9%	2,948
Declined To Answer	44,306	35,257	6%	2,747
Hispanic or Latino	163,924	65,223	17%	8,890

Race is self-reported by members at the time of enrollment. The two or more race members have selected two or more races. Hispanic or Latino is an ethnicity, not a race. Hispanics or Latinos can be any race and are accounted for in the race category above. Pregnant women includes CHIP Prenatal.

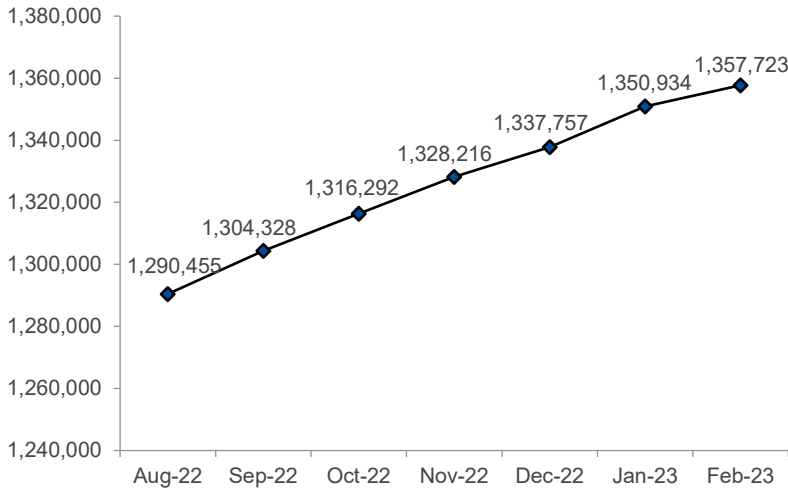
### Age Breakdown of Total Enrollment



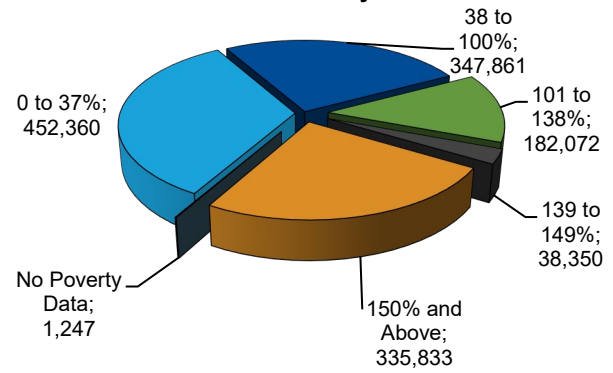
Data was compiled by the Office of Data Governance and Analytics as of the report date and is subject to change. Numbers frequently change due to certifications occurring after the data is extracted and other factors. This report is based on data within the system prior to the report date. A majority of the data is a "point in time" representation of the specific report month and is not cumulative. Unless stated otherwise, CHILD is defined as an individual under the age of 21.



**Total Enrollment Trend**



**Percent of Federal Poverty Levels Totals**



The "No Poverty Data" group consists of members with no poverty data and members enrolled with an aid category of U- DDSD State, R2 - OJA not incarcerated, or R4 - OJA incarcerated. These aid categories do not require poverty data or do not use the poverty data

## OKC Doctor Named OHCA Dental Director

Oklahoma City, OK – Dr. Bernard Rhone, DDS, will serve Oklahomans on SoonerCare as the new Director of Dental Services with the Oklahoma Health Care Authority. Rhone brings experience in community health and public services.

"We are excited for Dr. Rhone to serve as dental director," said Kevin Corbett, Secretary of Health and Mental Health and OHCA CEO. "His experience in private practice and public health allows him to lead the dental unit to enhance SoonerCare services and improve the health outcomes of Oklahomans."

Rhone is from Oklahoma City and earned his Doctor of Dental Surgery from the University of Oklahoma College of Dentistry before working in private practice for more than 20 years. He also served as a part-time faculty member for 15 years before teaching full-time at his alma mater. He has participated and served on the board of Dentists for Disabled and Elderly in Need of Treatment, Inc. since the early 2000s.

Rhone has served as a claims reviewer and dental consultant at OHCA for five years. As dental director, Rhone will help the dental division make a smooth and cohesive transition to SoonerSelect while maintaining provider relationships and enhancing provider enrollment. "I am excited to step into this new role within OHCA," Rhone said. "It is my goal to help SoonerCare members receive positive experiences and ensure they are receiving the services that benefit not only their oral health but their overall health goals."

Rhone is married with two college-aged sons. He enjoys family time, fishing, sports, reading, mentoring young dental professionals and coaching high school football.

Data was compiled by the Office of Data Governance and Analytics as of the report date and is subject to change. Numbers frequently change due to certifications occurring after the data is extracted and other factors. This report is based on data within the system prior to the report date. A majority of the data is a "point in time" representation of the specific report month and is not cumulative. Unless stated otherwise, CHILD is defined as an individual under the age of 21.