

Dual Enrollees Fast Facts

State Fiscal Year 2023



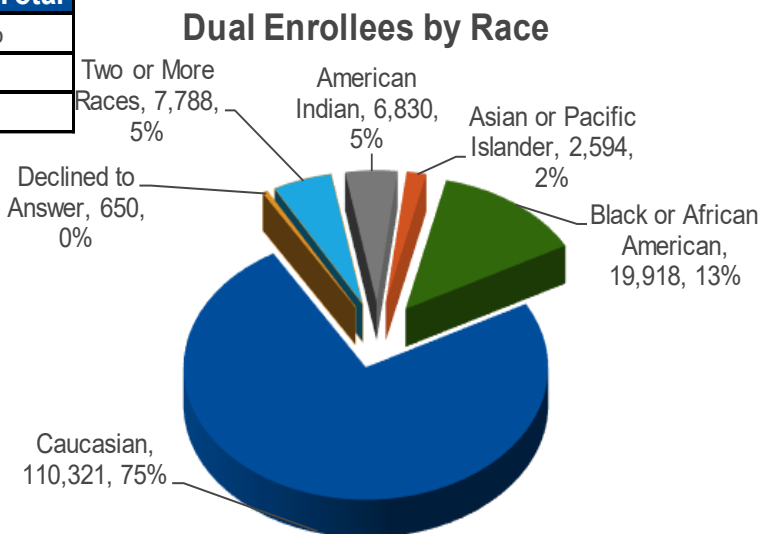
OKLAHOMA
Health Care Authority

Dual Enrollees are members who are enrolled in both SoonerCare and Medicare. Dual Enrollees are entitled to Medicare Part A and/or Part B or Part C and qualify for some form of SoonerCare benefit. These members receive SoonerCare Supplemental or SoonerCare Traditional benefits. For more information go to our website at www.okhca.org.

	Dual Enrollment	Total Enrollment	Percent of Total
Child	28	738,212	0.004%
Adult	148,073	722,448	20.5%
Total	148,101	1,460,660	10.1%

Total Enrollment excludes Insure Oklahoma.

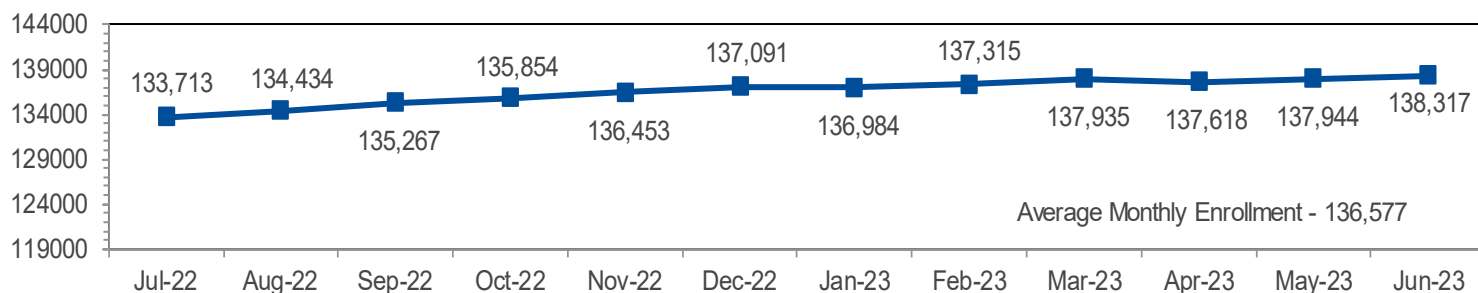
Dual Enrollees by Gender and Age			
	Child	Adult	Total
Female	12	88,520	88,532
Male	16	59,553	59,569
Total	28	148,073	148,101




Race is self-reported by members at the time of enrollment. The multiple race members have selected two or more races. Hispanic or Latino is an ethnicity not a race. Hispanics and Latinos can be of any race and are accounted for in a race category above.

Dual Enrollees with Long-Term Care - 15,524
Dual Enrollees in PACE program - 771
Dual Enrollees in Waiver program - 23,887

Dual Enrollees Enrollment Trend

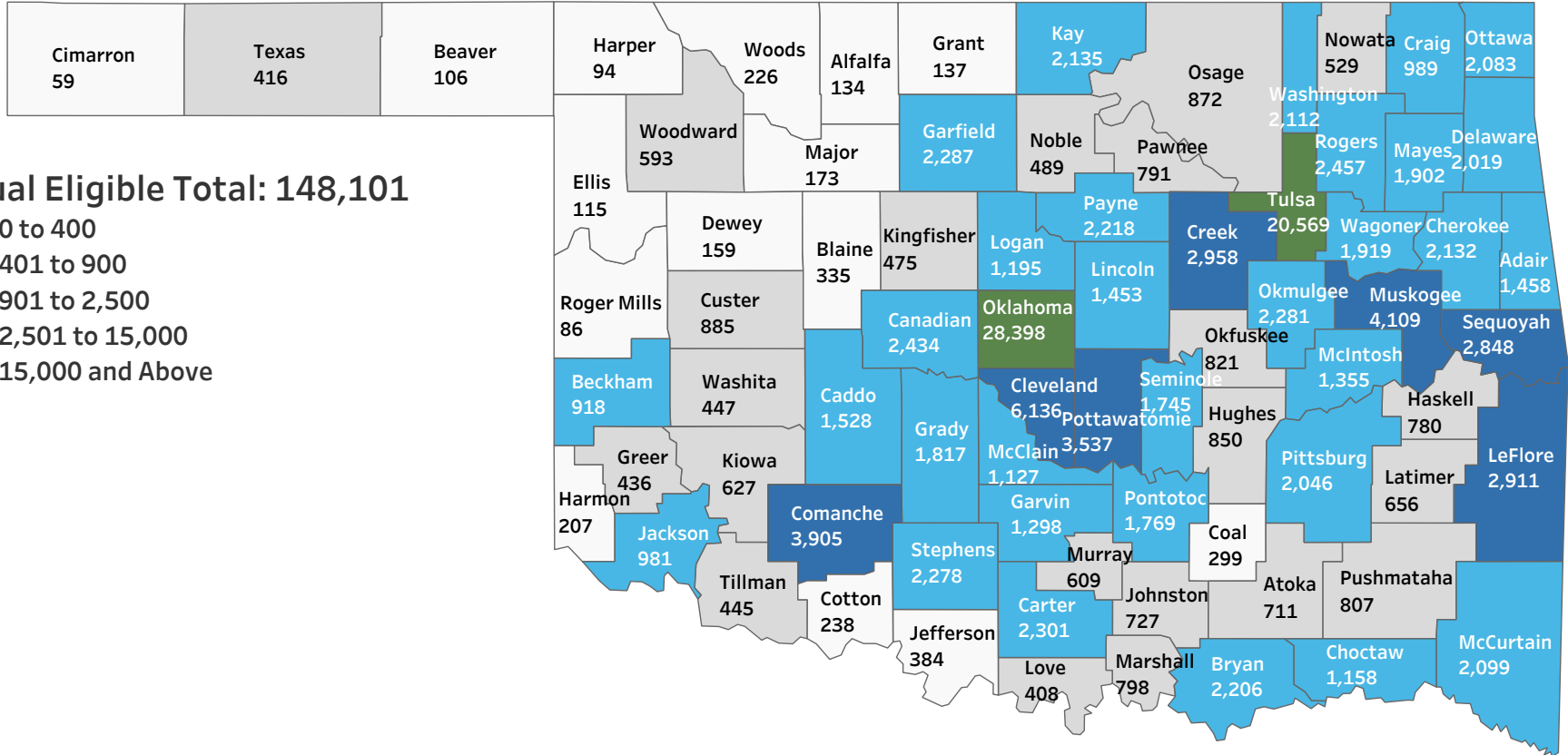


Dual Enrollees by Age



This publication is authorized by the Oklahoma Health Care Authority in accordance with state and federal regulations. OHCA is in compliance with the Title VI and Title VII of the 1964 Civil Rights Act and the Rehabilitation Act of 1973. For additional copies, you can go online to OHCA's web site www.okhca.org under Research/Statistics and Data (www.okhca.org/research/data). The Oklahoma Health Care Authority does not discriminate on the basis of race, color, national origin, gender, religion, age or disability in employment or the provision of services. Unless otherwise stated, CHILD is defined as an individual 18 and under. SFY is July to June. The data is valid as of the report date and is subject to change.

Dual Enrollees by County - SFY2023



Dual Eligible Total: 148,101

- 0 to 400
- 401 to 900
- 901 to 2,500
- 2,501 to 15,000
- 15,000 and Above