

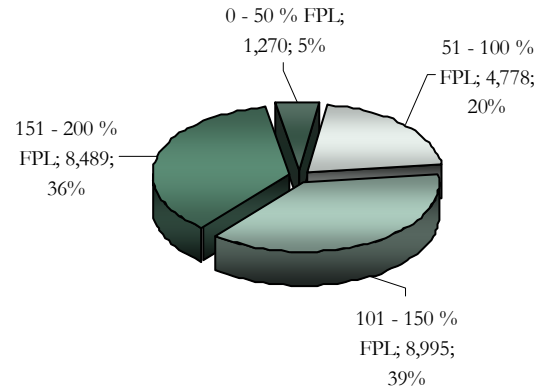


Insure Oklahoma is an innovative program Oklahoma has created to bridge the gap in the health care coverage for low-income working adults. Under the Employer-Sponsored Insurance (ESI) program, premium costs are shared by the state (60 percent), the employer (25 percent) and the employee (15 percent). The Individual Plan (IP) allows people who can't access the benefits through their employer, including those who are self-employed or may be temporarily unemployed, to buy health insurance directly through the state. Find out more information by visiting www.insureoklahoma.org or by calling 1-888-365-3742.

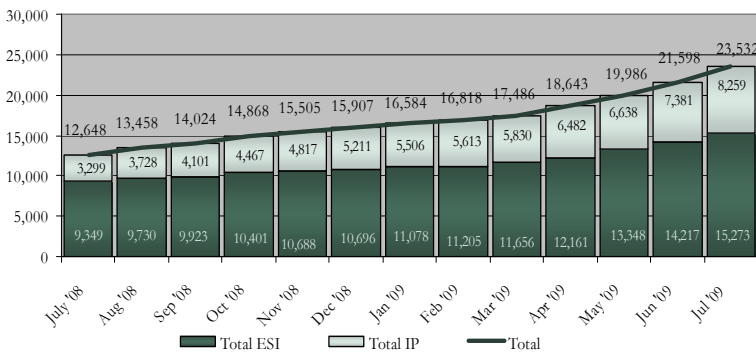
Insure Oklahoma Total Enrollment

Qualifying Enrollment		Enrollment	% of Total	
Employer Sponsored Insurance (ESI)	Employee	12,739	54.13%	
Employer Sponsored Insurance (ESI)	Spouse	2,514	10.68%	
Individual Plan (IP)	Employee	6,308	26.81%	
Individual Plan (IP)	Spouse	1,926	8.18%	
Student (ESI)	---	20	0.08%	
Student (IP)	---	25	0.11%	
Businesses	---	4,926	---	
Carriers / HealthPlans	---	20 / 454	---	
Primary Care Physician	---	896	---	
Total Enrollment		23,532	ESI	15,273 65%
			IP	8,259 35%

Federal Poverty Level Breakdown of Total Enrollment



Total Insure Oklahoma Member Monthly Enrollment



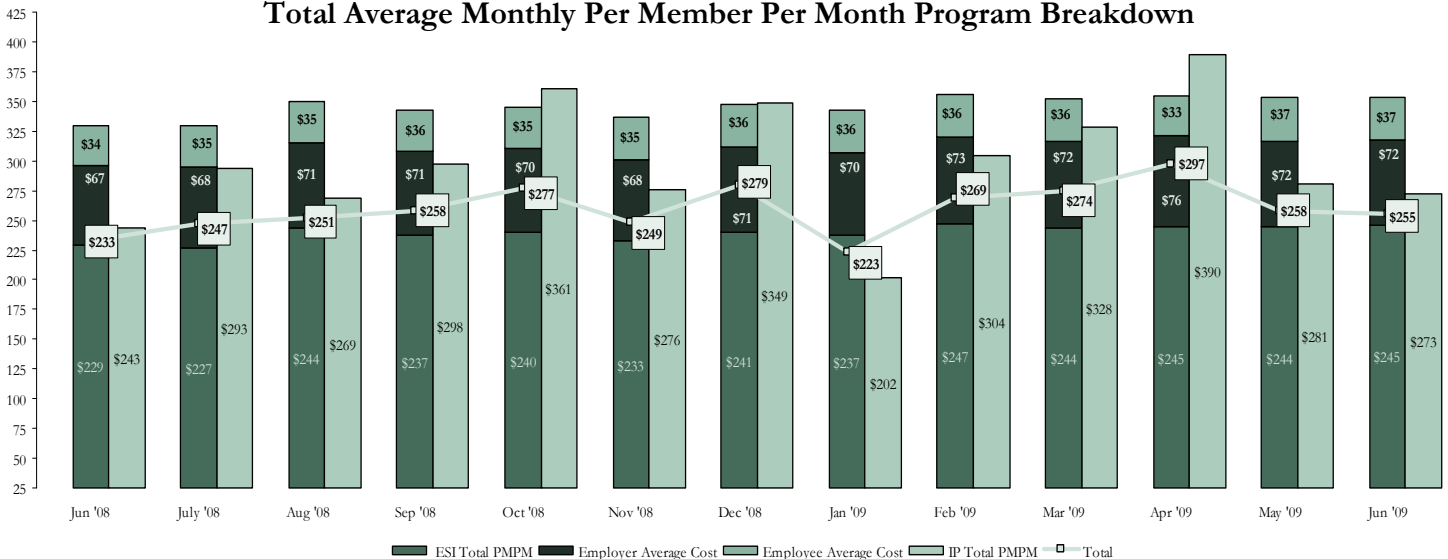
Currently Enrolled	Up from Previous Year
Businesses	4,926 80%
ESI Enrollees	15,273 74%
IP Enrollees	8,259 183%

ESI & IP Enrollee totals include Students.

Latest Monthly Marketing Statistics

Web Hits on InsureOklahoma.org	36,269
Call Center - Calls Answered	13,961

Total Average Monthly Per Member Per Month Program Breakdown



All the state share of the Insure Oklahoma program costs are budgeted from the state's tobacco tax revenues. (All financial information is previous month activity.)

