

SoonerCare Fast Facts

May 2010



TOTAL ENROLLMENT — OKLAHOMA SOONERCARE (MEDICAID)

Qualifying Group	Age Group	Enrollment	% of Total
Aged/Blind/Disabled	Child	18,872	2.72%
Aged/Blind/Disabled	Adult	125,821	18.11%
Children/Parents	Child	457,457	65.83%
Children/Parents	Adult	46,393	6.68%
Other	Child	83	0.01%
Other	Adult	17,953	2.58%
Oklahoma Cares (Breast & Cervical Cancer)		2,347	0.34%
SoonerPlan (Family Planning)		25,635	3.69%
TEFRA		337	0.05%

Total Enrollment	694,898	Adults	214,661	31%
		Children	480,237	69%

OTHER Group includes—DDSD State-PKU-Q1-Q2-Refugee--SLMB-Soon to be Sooners (STBS) and TB patients. Child custody was moved to Children/Parents effective April 2010.
For more information go to www.okhca.org under Individuals then to Programs. Insure Oklahoma members are NOT included in the figures above.

Note that all subsequent figures are groups within the above total enrollment numbers (except Insure Oklahoma). SoonerPlan (Family Planning) members are not entitled to the full scope of benefits only family planning services are covered.

The Insure Oklahoma (Oklahoma Employer/Employee Partnership for Insurance Coverage—O-EPIC) is a program to assist qualifying small business owners, employees & their spouses (Employer Sponsored Insurance—ESI) and some individual Oklahomans (Individual Plan—IP) with health insurance premiums. www.insureoklahoma.org

New Enrollees

Oklahoma SoonerCare members that have not been enrolled in the past 6 months.

Adults	6,210
Children	7,951
Total	14,161

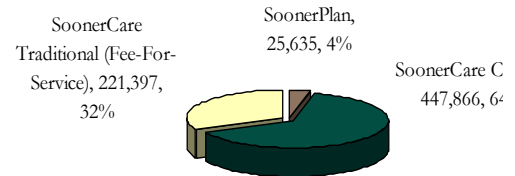
CHIP Breakdown of Total Enrollment

Members qualifying for SoonerCare (Medicaid) eligibility under the CHIP program are under age 19 and have income between the maximum for standard eligibility and the expanded 185% of Federal Poverty Level (FPL) income guidelines.

Age Breakdown	% of FPL	CHIP Enrollees
PRENATAL		3,069
INFANT	150% to 185%	1,453
01-05	133% to 185%	11,600
06-12	100% to 185%	32,945
13-18	100% to 185%	20,654
Total		69,721

Data was compiled on 5/15/2010. Numbers frequently change due to certifications occurring after the data is extracted and other factors. This report is based on data within the system prior to 5/15/2010. A majority of the data is a "point in time" representation of the specific report month and is not cumulative. Unless stated otherwise, CHILD is defined as an individual under the age of 21.

Delivery System Breakdown of Total Enrollment



Other Enrollment Facts

Unduplicated enrollees State Fiscal Year-to-Date (July through report month including Insure Oklahoma) — **870,123**

Other Breakdowns of Total Enrollment

Oklahoma SoonerCare (Medicaid) members residing in a long-term care facility — **15,672**

Oklahoma persons enrolled in both Medicare and Medicaid (dual eligibles) — **101,587**

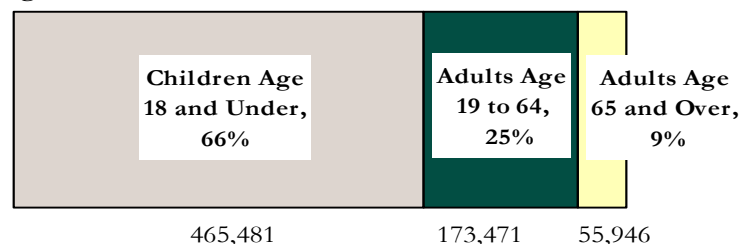
Small Businesses Enrolled in ESI	Employees w/ ESI	Individual Plan (IP) Members
5,539	18,799	12,414

Race Breakdown of Total Enrollment

	Children	Adults	Percent	Pregnant Women
American Indian	60,768	20,212	12%	2,846
Asian or Pacific Islander	7,005	2,870	1%	651
Black or African American	69,740	29,946	14%	2,434
Caucasian	327,780	159,089	70%	19,491
Multiple Races	14,944	2,544	3%	718
Hispanic Ethnicity	76,045	11,015	13%	5,594

Race is self-reported by members at the time of enrollment. The multiple race members have selected two or more races. Hispanic is an ethnicity not a race. Hispanics can be of any race and are accounted for in a race category above.

Age Breakdown of Total Enrollment

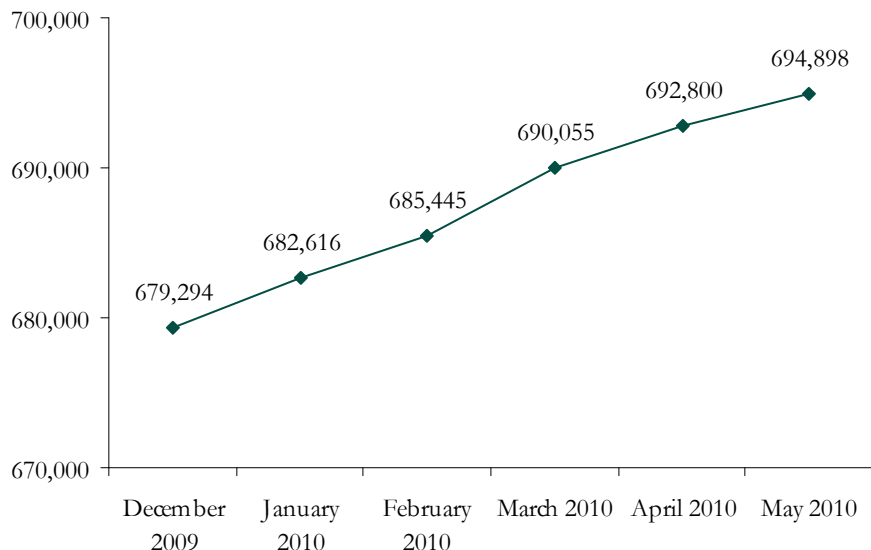


SoonerCare Fast Facts

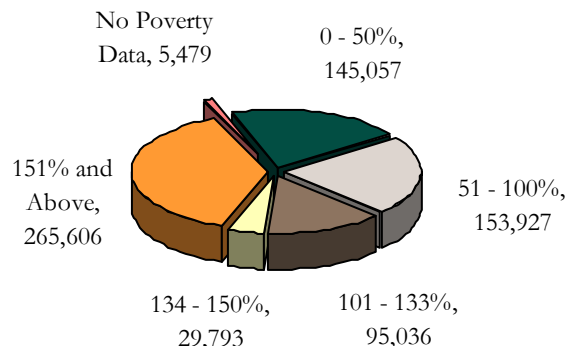
May 2010



Total Enrollment Trend



Percent of Federal Poverty Level Totals



The "No Poverty Data" group consists of members with no poverty data and members enrolled with an aid category of U- DDS State, R2 - OJA not Incarcerated, or R4 - OJA Incarcerated. These aid categories do not require poverty data or do not use the poverty data.

Have you seen our other Fast Facts?

OHCA generates and distributes all kinds of summary information about our members, providers, dollars and services. The majority of our fast facts are produced after the second Sunday of each month. Some of the additional fast facts we produce are: SoonerCare Children, Provider, Family Planning, Dental, Deliveries, and Insure Oklahoma. To view these and other fast facts, please visit:

www.okhca.org/research/data