

SoonerCare Fast Facts

August 2011



TOTAL ENROLLMENT — OKLAHOMA SOONERCARE (MEDICAID)

Qualifying Group	Age Group	Enrollment	% of Total
Aged/Blind/Disabled	Child	19,711	2.69%
Aged/Blind/Disabled	Adult	130,180	17.75%
Children/Parents	Child	454,175	61.94%
Children/Parents	Adult	68,219	9.30%
Other	Child	73	0.01%
Other	Adult	20,308	2.77%
Oklahoma Cares (Breast & Cervical Cancer)		1,422	0.19%
SoonerPlan (Family Planning)		38,800	5.29%
TEFRA		397	0.05%

Total Enrollment 733,285 Adults 254,423 35%
Children 478,862 65%

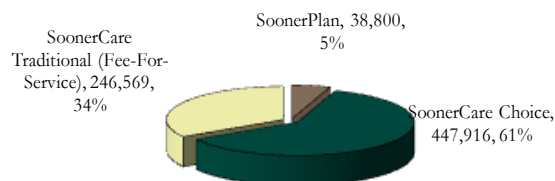
OTHER Group includes—DDSD State-PKU-Q1-Q2-Refugee--SLMB-Soon to be Sooners (STBS) and TB patients. The Total Enrollment figure makes up 433,922 cases. A case is used to group members of the same family living in the same household.

For more information go to www.okhca.org under Individuals then to Programs. Insure Oklahoma members are NOT included in the figures above.

Note that all subsequent figures are groups within the above total enrollment numbers (except Insure Oklahoma). SoonerPlan members are not entitled to the full scope of benefits; only family planning services are covered.

The Insure Oklahoma is a program to assist qualifying small business owners, employees & their spouses (Employer-Sponsored Insurance—ESI) with health insurance premiums and some individual Oklahomans (Individual Plan—IP) with limited health coverage. www.insureoklahoma.org

Delivery System Breakdown of Total Enrollment



Other Enrollment Facts

Unduplicated enrollees State Fiscal Year-to-Date (July through report month including Insure Oklahoma) — **795,103**

Other Breakdowns of Total Enrollment

Oklahoma SoonerCare (Medicaid) members residing in a long-term care facility — **15,809**

Oklahoma persons enrolled in both Medicare and Medicaid (Dual Enrollees) — **105,964**

Small Businesses Enrolled in ESI	Employees w/ ESI	Individual Plan (IP) Members
5,232	18,315	13,957

New Enrollees

Oklahoma SoonerCare members that have not been enrolled in the past 6 months.

Adults	9,669
Children	14,155
Total	23,824

CHIP Breakdown of Total Enrollment

Members qualifying for SoonerCare (Medicaid) eligibility under the CHIP program are under age 19 and have income between the maximum for standard eligibility and the expanded 185% of Federal Poverty Level (FPL) income guidelines.

Age Breakdown	% of FPL	CHIP Enrollees
PRENATAL		2,601
INFANT	150% to 185%	1,746
01-05	133% to 185%	10,181
06-12	100% to 185%	26,090
13-18	100% to 185%	18,005
Total		58,623

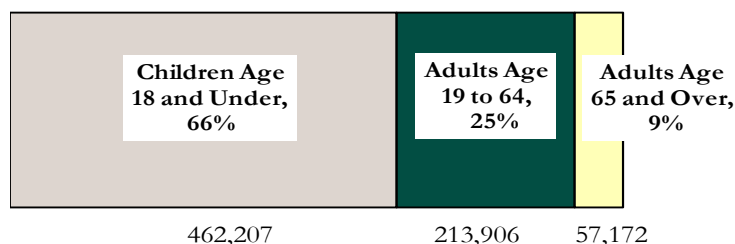
Data was compiled as of the report date. Numbers frequently change due to certifications occurring after the data is extracted and other factors. This report is based on data within the system prior to the report date. A majority of the data is a "point in time" representation of the specific report month and is not cumulative. Unless stated otherwise, CHILD is defined as an individual under the age of 21. The data is valid as of the report date and is subject to change.

Race Breakdown of Total Enrollment

	Children	Adults	Percent	Pregnant Women
American Indian	60,227	24,554	12%	3,352
Asian or Pacific Islander	7,649	3,742	2%	659
Black or African American	63,343	34,713	13%	2,615
Caucasian	315,442	185,354	68%	18,858
Multiple Races	32,201	6,060	5%	1,381
Hispanic Ethnicity	87,448	15,344	14%	4,778

Race is self-reported by members at the time of enrollment. The multiple race members have selected two or more races. Hispanic is an ethnicity not a race. Hispanics can be of any race and are accounted for in a race category above.

Age Breakdown of Total Enrollment

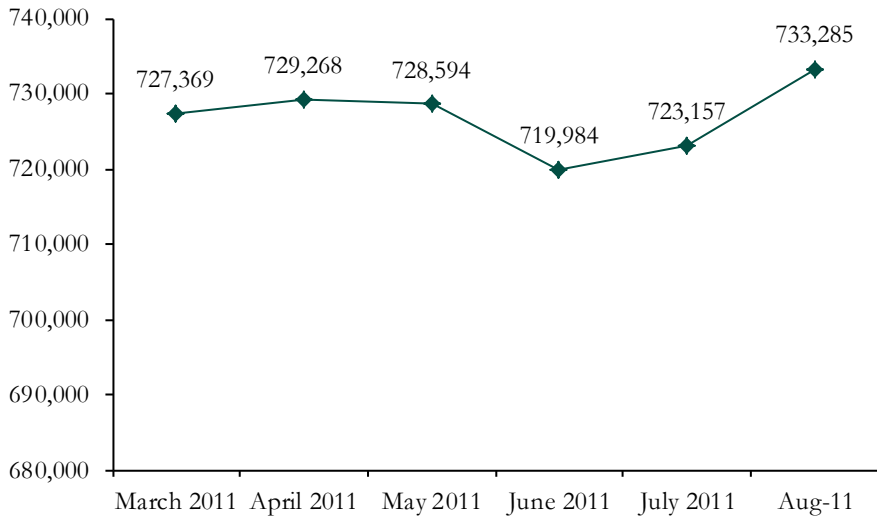


SoonerCare Fast Facts

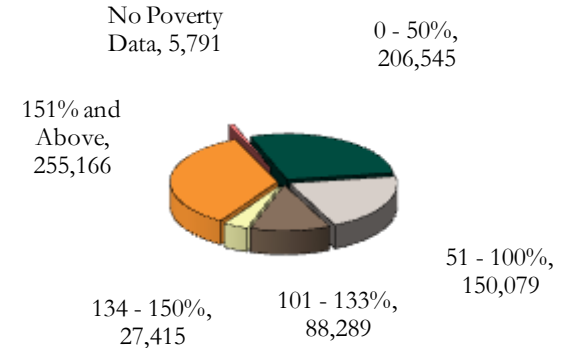
August 2011



Total Enrollment Trend



Percent of Federal Poverty Level Totals



The "No Poverty Data" group consists of members with no poverty data and members enrolled with an aid category of U- DDS State, R2 - OJA not Incarcerated, or R4 - OJA Incarcerated. These aid categories do not require poverty data or do not use the poverty data.

Have you seen our other Fast Facts?

OHCA generates and distributes all kinds of summary information about our members, providers, dollars and services. The majority of our fast facts are produced after the second Sunday of each month. Some of the additional fast facts we produce are: SoonerCare Children, Provider, Family Planning, Dental, Deliveries, and Insure Oklahoma. To view these and other fast facts, please visit:

www.okhca.org/research/data