


OHCA Leading the Way



www.okhca.org



2013 Board Retreat

Oral Health Program Background

The dental unit is responsible for:

- administration of OHCA Dental policy,
- developing an adequate dental provider network,
- improving access to orthodontic service,
- improving access to dental surgical services,
- review and approval of PARs .

Dental has a part time Orthodontic Specialist to review all requests for orthodontic services.

Quality Assurance Consultant who begun on-site reviews this month.

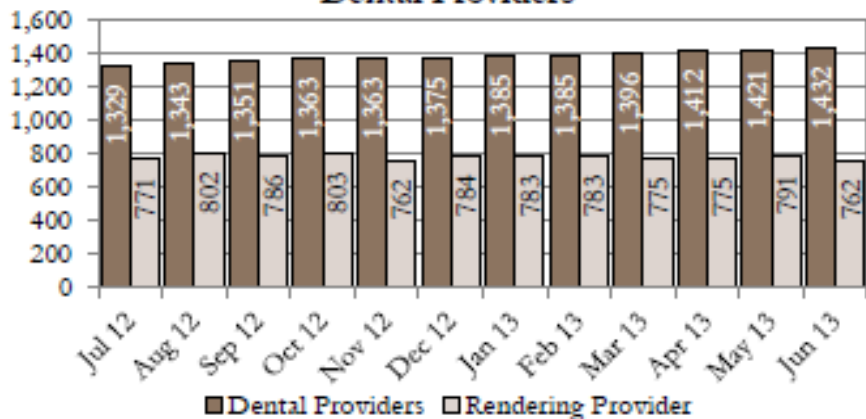
www.okhca.org



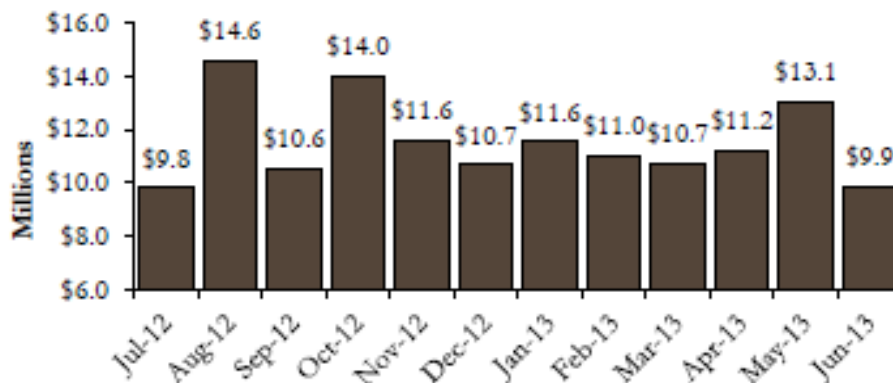
2013 Board Retreat

Dental Fast Facts April - June 2013

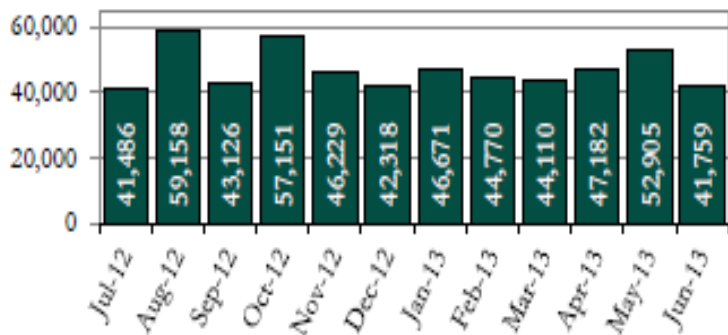
Dental Providers



Dental Services Reimbursement



Members Receiving Dental Services



Attracting Providers

- Prior to the ending of HMO contracts,
 - approximately 460 dentists in the network
 - less than 120 were actively accepting patients.
 - SFY2012 we had contracts with over 1,200 of our 2,010 in State dentists [60%],
 - and over 240 out of state dentists.
- The majority of participating dentists currently accept new SoonerCare patients into their practice.

This child should not suffer with dental pain!



www.okhca.org



2013 Board Retreat

This is not how early life should begin!



www.okhca.org



2013 Board Retreat

OHCA's Varnish Program

- ✓ Tooth decay is the most common chronic disease among children.
- ✓ Children in Medicaid had nearly twice the rate of untreated tooth decay as children with private insurance.
- ✓ Preventive oral health care is particularly important for young children.
- ✓ Presence of cavity-causing bacteria can quickly progress into extensive decay known as Early Childhood Caries (ECC) or baby bottle tooth decay.

www.okhca.org



2013 Board Retreat

North Carolina's Varnish Outcomes

- Increases access to preventive services
 - Wide geographic distribution
 - 48% of well-child visits
 - Physician visits 4 times greater than dentists
 - Multiple visits 20 times greater in medical offices
- Improved treatment outcomes
 - 49% reduction before 18 months
 - 18% reduction at 6 years with ≥ 4 visits
 - 21% reduction in hospital episodes
- Began as pilot in 1997
- Statewide rollout in 2000

Fluoride Varnish Utilization Report

| County | Third Quarter | | Fourth Quarter | |
|---------------|------------------|---------------------|------------------|---------------------|
| | Jul 12 - Sept 12 | | Oct 12 - Dec 12 | |
| | # of Paid Claims | Total Reimbursement | # of Paid Claims | Total Reimbursement |
| Canadian | 0 | \$ - | 1 | \$ 15.75 |
| Carter | 1 | \$ 15.75 | 0 | \$ - |
| Craig | 0 | \$ - | 0 | \$ - |
| Garfield | 37 | \$ 582.00 | 39 | \$ 614.25 |
| Kingfisher | 0 | \$ - | 0 | \$ - |
| McClain | 0 | \$ - | 0 | \$ - |
| Missouri | 0 | \$ - | 0 | \$ - |
| Oklahoma | 78 | \$ 1,228.50 | 52 | \$ 819.00 |
| Okmulgee | 117 | \$ 1,842.75 | 125 | \$ 1,968.75 |
| Payne | 66 | \$ 1,039.50 | 47 | \$ 740.25 |
| Pottawatomie | 7 | \$ 110.25 | 0 | \$ - |
| Seminole | 46 | \$ 724.50 | 25 | \$ 393.75 |
| Stephens | 0 | \$ - | 0 | \$ - |
| Tulsa | 38 | \$ 598.50 | 39 | \$ 614.25 |
| Totals | 390 | \$ 6,141.75 | 328 | \$ 5,166.00 |

www.okhca.org



2013 Board Retreat

Child with Rampant decay



www.okhca.org



2013 Board Retreat

Child with Rampant decay



www.okhca.org



2013 Board Retreat

OHCA's Fluoride Varnish Data

Claim Request Details

Quarterly Data Paid Claims for procedure code 99429

Begin Claim Paid Date: 7/1/2011

Data collected and analyzed: County, # Paid Claims, Paid Totals

Claim Criteria: Quarterly data determined by First Date of Service.

Age group: Children 12 - 42 months

Results in Excel and HIPPA Compliance

| County | First Quarter | | Second Quarter | |
|---------------|------------------|---------------------|------------------|---------------------|
| | Jan 13 - Mar 13 | | Apr 13 - Jun 13 | |
| | # of Paid Claims | Total Reimbursement | # of Paid Claims | Total Reimbursement |
| Canadian | 0 | \$ - | 2 | \$ 3 |
| Carter | 39 | \$ 614.25 | 46 | \$ 70 |
| Cleveland | 0 | \$ - | 23 | \$ 36 |
| Garfield | 43 | \$ 677.25 | 38 | \$ 59 |
| Missouri | 4 | \$ 63.00 | 1 | \$ 1 |
| Oklahoma | 32 | \$ 504.00 | 24 | \$ 37 |
| Okmulgee | 152 | \$ 2,394.00 | 126 | \$ 1,98 |
| Payne | 51 | \$ 803.25 | 41 | \$ 64 |
| Pontotoc | 0 | \$ - | 18 | \$ 28 |
| Pottawatomie | 1 | \$ 15.75 | 0 | \$ |
| Seminole | 23 | \$ 362.25 | 41 | \$ 64 |
| Tulsa | 1 | \$ 15.75 | 130 | \$ 2,04 |
| Totals | 346 | \$ 5,449.50 | 490 | \$ 7,70 |

www.okhca.org



2013 Board Retreat

Goal for SoonerCare Kids



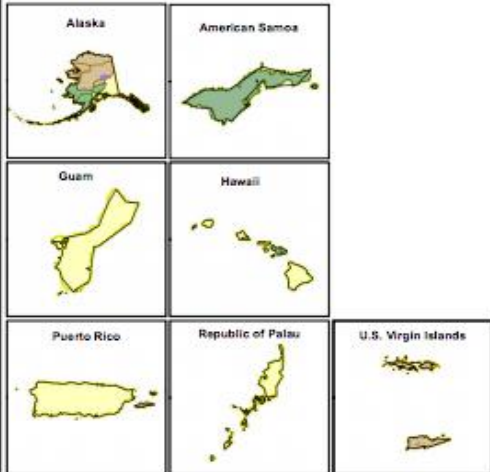
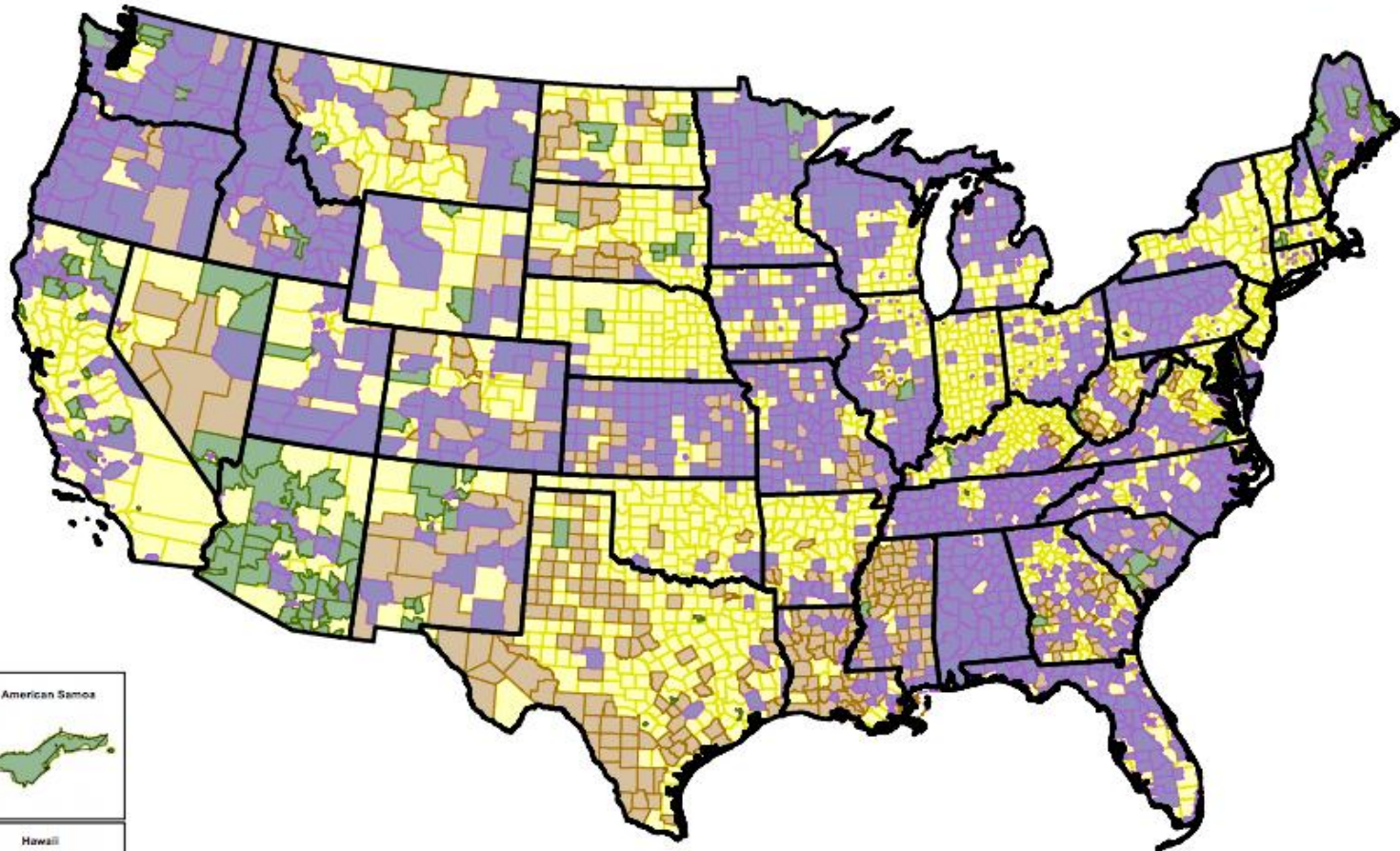
www.okhca.org



2013 Board Retreat

Health Professional Shortage Areas - Dental Care

Data as of Jan 3 2013



Legend

Health Professional Shortage Areas - Dental Care

- Geographical Area
- Population Group
- Single County
- Not Dental Care HPSA

Perinatal Dental Program



www.okhca.org

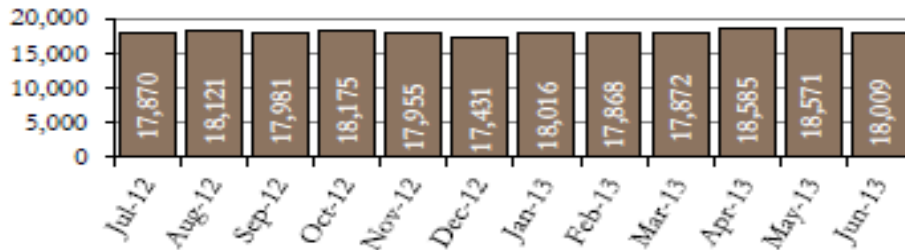


2013 Board Retreat

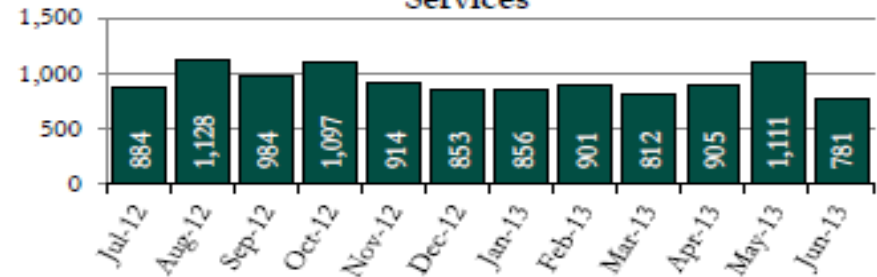
OHCA's Perinatal Dental Program Facts

June 2013

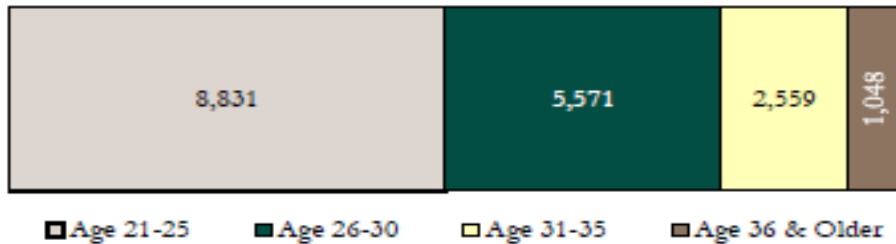
Members Qualifying for Perinatal Dental Services



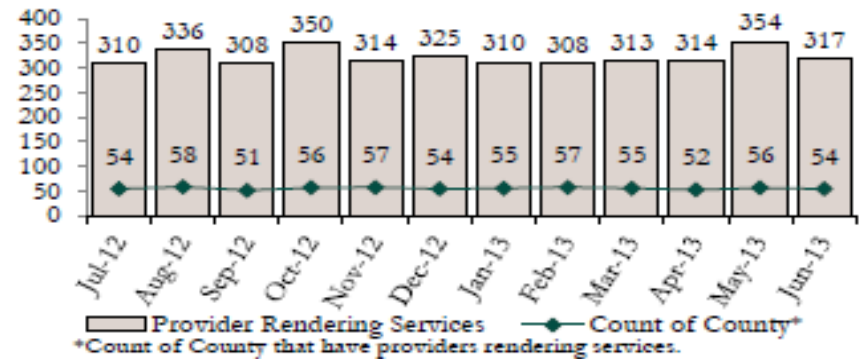
Members Receiving Perinatal Dental Services



June 2013
Members Qualifying for Perinatal Dental Services by Age



Perinatal Dental Providers



Lack of dental care leaves poor in agony



www.okhca.org



2013 Board Retreat

We should have dentures in program



www.okhca.org



2013 Board Retreat