

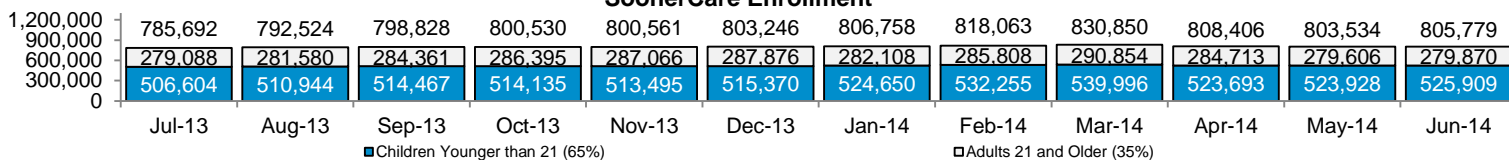
Behavioral Health Fast Facts

June 2014



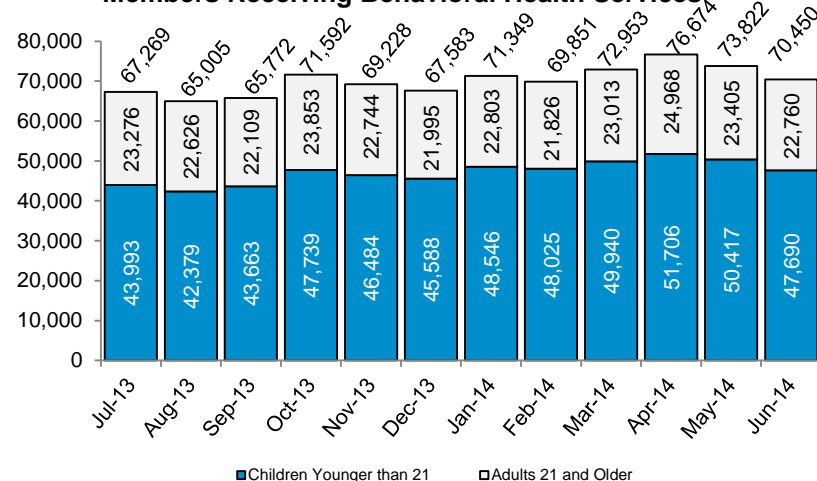
OHCA's Behavioral Health Program provides a behavioral health care benefit for adults 21 years of age and older and children under 21 years of age who are enrolled in SoonerCare (Traditional & Choice) programs.

SoonerCare Enrollment

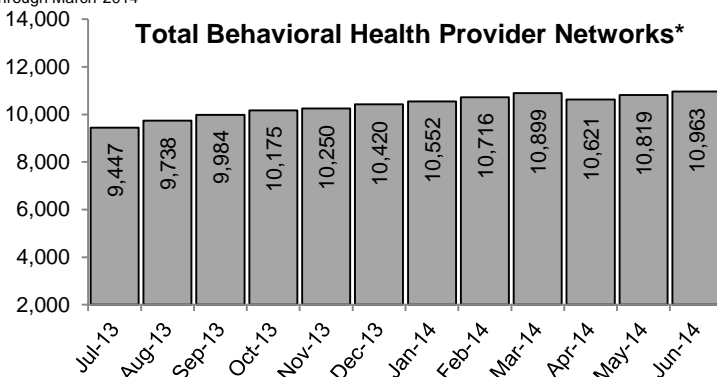


Notes: The enrollment numbers are SoonerCare only Insure Oklahoma is excluded, all other figures include both SoonerCare & IP. The increase in enrollment beginning in January 2014 was by majority due to the requirement to maintain coverage through March 2014.

Members Receiving Behavioral Health Services

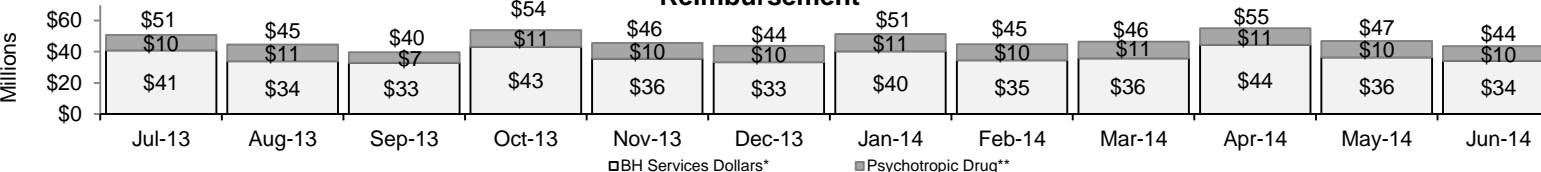


Total Behavioral Health Provider Networks*



*Total Behavioral Health Provider Networks include Behavioral Health Provider, Psychiatric Hospital, RTC (Residential Treatment Center), Psychiatrist, and RBMS (Residential Behavior Management Services). Provider Networks are comprised of providers who are contracted to provide health care services by locations, programs, types, and specialties. Providers are being counted multiple times if they have multiple locations, programs, types, and/or specialties.

Reimbursement



*Totals may not sum correctly due to rounding calculations.

**Prescription claims that are not coded with diagnostic information and drugs used to treat behavioral health conditions may be used for some physical health conditions as well. This figure includes all uses of the drug included within behavioral health categories.

Behavioral Health Services Reimbursement*

Category of Service	Children Younger than 21			Adults 21 and Older		
	Reimbursement	Members Served*	Average per Member	Reimbursement	Members Served*	Average per Member
Inpatient (Acute-General)	\$171,263	80	\$2,141	\$662,776	280	\$2,367
Inpatient (Acute-Freestanding)	\$920,132	238	\$3,866	\$57,284	3	\$19,095
Psychiatric Residential Treatment Facility (PRTF)	\$6,800,859	890	\$7,641			
Outpatient	\$14,997,532	40,842	\$367	\$5,534,744	17,206	\$322
Psychologist	\$995,564	3,591	\$277	\$195,729	959	\$204
Psychiatrist	\$291,593	2,364	\$123	\$288,303	4,020	\$72
Residential Behavior Mgmt Services (Group)	\$706,470	480	\$1,472			
Residential Behavior Mgmt Services (TFC) (Therapeutic Foster Care)	\$1,298,869	664	\$1,956			
SMI/SED Case Management	\$583,003	6,645	\$88	\$346,423	5,368	\$65
Other OP Behavioral Hlth Services	\$19,768	52	\$380	\$244,556	733	\$334
Total** (Unduplicated)	\$26,785,052	47,690	\$562	\$7,329,815	22,760	\$322

*Behavioral Health Services Reimbursement is based on category of service. It does not include diagnosis information, which may not include all the expenses related to behavioral health services. Behavioral Health Services Reimbursement average 9% (as of SFY 2011) of the overall annual SoonerCare budget (excluding Psychotropic Drugs²).

**The Total is an unduplicated count, members are only being counted once. Member Served counts members multiple times if they have multiple Category of Services, however, they are only counted once under each category of service.

Reporting of figures are based on the payment date of the claims. Trends from month to month vary due to sporadic billing.

This publication is authorized by the Oklahoma Health Care Authority in accordance with state and federal regulations. OHCA is in compliance with Title VI and Title VII of the Civil rights Act and the Rehabilitation Act of 1973. For additional copies, you can go online to OHCA's website www.okhca.org/research/data. The Oklahoma Health Care Authority does not discriminate on the basis of race, color, national origin, gender, religion, age or disability in employment or the provision of services. The data was compiled by Reporting and Statistics and is valid as of the report date and is subject to change.