

# SoonerCare Fast Facts October 2016

## TOTAL ENROLLMENT — OKLAHOMA SOONERCARE (MEDICAID)

Qualifying Group	Age Group	Enrollment	% of Total
Aged/Blind/Disabled	Child	18,086	2.23%
Aged/Blind/Disabled	Adult	136,976	16.93%
Children/Parents	Child	516,376	63.81%
Children/Parents	Adult	80,096	9.90%
Other	Child	127	0.02%
Other	Adult	22,885	2.83%
Oklahoma Cares (Breast & Cervical Cancer)		426	0.05%
SoonerPlan (Family Planning)		33,631	4.16%
TEFRA		634	0.08%

<b>Total Enrollment</b>	<b>809,237</b>	<b>Adults</b>	<b>271,289</b>	<b>34%</b>
		<b>Children</b>	<b>537,948</b>	<b>66%</b>

OTHER Group includes—DDSD State-PKU-Q1-Q2-Refugee--SLMB-Soon to be Sooners (STBS) and TB patients. The Total Enrollment figure makes up 455,412 cases. A case is used to group members of the same family living in the same household.

For more information go to [www.okhca.org](http://www.okhca.org) under Individuals then to Programs. Insure Oklahoma members are NOT included in the figures above.

Unless stated otherwise, CHILD is defined as an individual under the age of 21.

Note that all subsequent figures are groups within the above total enrollment numbers (except Insure Oklahoma). SoonerPlan members are not entitled to the full scope of benefits only family planning services are covered.

The Insure Oklahoma is a program to assist qualifying small business owners, employees & their spouses (Employer-Sponsored Insurance—ESI) with health insurance premiums and some individual Oklahomans (Individual Plan—IP) with limited health coverage. [www.insureoklahoma.org](http://www.insureoklahoma.org)

### New Enrollees

Oklahoma SoonerCare members that have not been enrolled in the past 6 months.

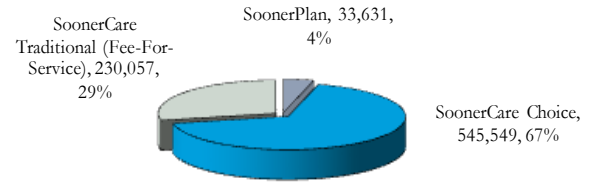
Adults	7,287
Children	10,057
<b>Total</b>	<b>17,344</b>

### CHIP Breakdown of Total Enrollment

Members qualifying for SoonerCare (Medicaid) eligibility under the CHIP program are under age 19 and have income between the maximum for standard eligibility and the expanded Federal Poverty Level (FPL) income guidelines.

Age Breakdown	% of FPL	CHIP Enrollees
INSURE OK DEPENDENTS (ESI)		225
PRENATAL		3,662
INFANT	170% to 210%	1,842
01-05	152% to 210%	16,314
06-13	116% to 210%	45,983
14-18	66% to 210%	42,139
<b>Total</b>		<b>110,165</b>

### Delivery System Breakdown of Total Enrollment



### Other Enrollment Facts

Total Enrollment (Including Insure Oklahoma) - 828,764

Unduplicated Enrollment SFY (July through report month including Insure Oklahoma) - 885,836

#### Other Breakdowns of Total Enrollment

Oklahoma SoonerCare (Medicaid) members residing in a long-term care facility - 15,062

Oklahoma persons enrolled in both Medicare and Medicaid (Dual Enrollees) - 112,635

SoonerCare (Medicaid) members enrolled in Home & Community-Based Services (HCBS) Waivers - 23,122

SoonerCare (Medicaid) members enrolled in Program of All-Inclusive Care for the Elderly (PACE) - 348

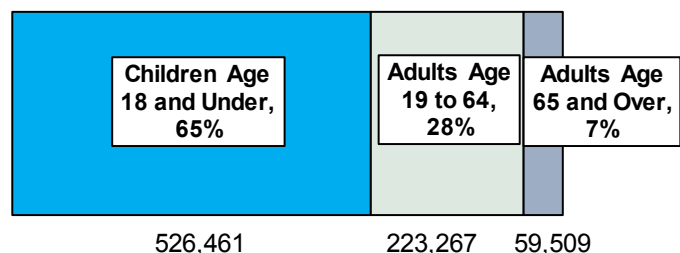
Small Businesses Enrolled in ESI	Employees w/ ESI	Individual Plan (IP) Members
<b>4,013</b>	<b>14,849</b>	<b>4,678</b>

### Race Breakdown of Total Enrollment

	Children	Adults	Percent	Pregnant Women
American Indian	60,633	20,927	10%	2,702
Asian or Pacific Islander	9,868	4,769	2%	627
Black or African American	59,570	36,379	12%	2,456
Caucasian	319,266	189,131	63%	15,027
Multiple Race	56,287	12,607	9%	1,680
Declined to Answer	32,324	7,476	5%	1,435
<b>Hispanic Ethnicity</b>	<b>119,564</b>	<b>19,715</b>	<b>17%</b>	<b>4,867</b>

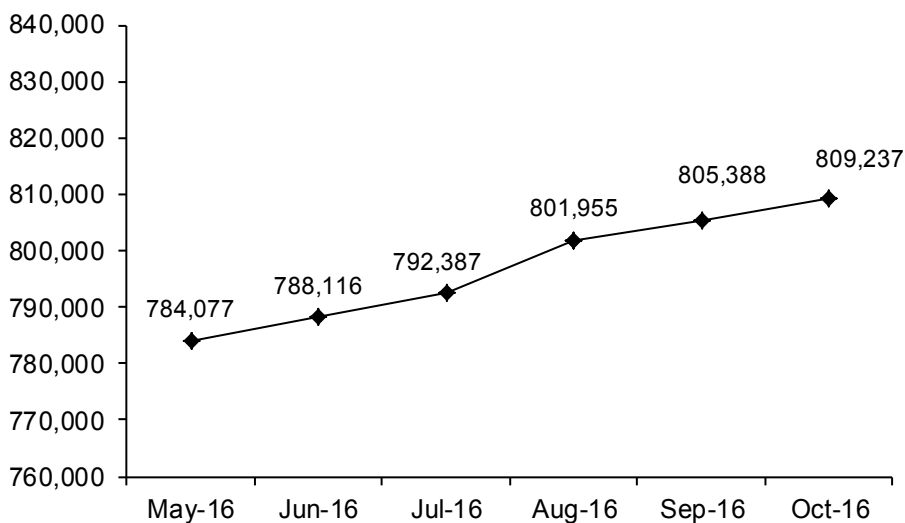
Race is self-reported by members at the time of enrollment. The multiple race members have selected two or more races. Hispanic is an ethnicity not a race. Hispanics can be of any race and are accounted for in a race category above. Pregnant women includes CHIP Prenatal.

### Age Breakdown of Total Enrollment

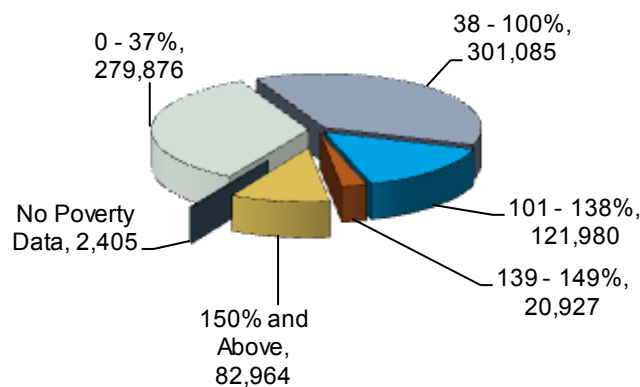


# SoonerCare Fast Facts October 2016

## Total Enrollment Trend



## Percent of Federal Poverty Level Totals



The "No Poverty Data" group consists of members with no poverty data and members enrolled with an aid category of U- DDSD State, R2 - OJA not incarcerated, or R4 - OJA incarcerated. These aid categories do not require poverty data or do not use the poverty data.

October 24, 2016

OHCA Contacts: [Jo Kilgore](#) - (405) 522-7474, [Jennie Melendez](#) - (405) 522-7404

## OHCA delivers healthy smiles to Riverside Indian Boarding School for 10th Year

ANADARKO – Some 500 students at the Riverside Indian Boarding School received free dental evaluations and health supplies during a recent event co-sponsored by the Oklahoma Health Care Authority (OHCA).

"The Oklahoma Health Care Authority has been hosting this event for the Riverside Community since 2006," said Emily Shipley, OHCA Director of Governmental Affairs. "Every year, our roster grows of the state, federal, tribal and private partners collaborating together to impact the oral and physical health of these kiddos."

OHCA staff was joined by the Oklahoma State Department of Health (OSDH), Indian Health Services (IHS), Southern Plains Tribal Health Board (SPTHB), Absentee Shawnee Tribe, Little Axe Health Center, and Blue Cross and Blue Shield of Oklahoma (BCBSOK). OHCA appreciates the continued support of all our partners; Colgate-Palmolive donated toothbrushes and toothpaste, SPTHB provided the dental floss and bags, and BCBSOK supplied each student with a gift.

Students learned how to achieve and maintain good oral health during onsite dental evaluations. Each student will receive follow-up care at the Anadarko Indian Health Center, operated by IHS. Other services included eye screenings, behavioral health screenings and body mass index (BMI) measurements.

To learn more about how OHCA works in your community, visit [www.okhca.org](http://www.okhca.org).