

Behavioral Health Fast Facts

July - September 2008

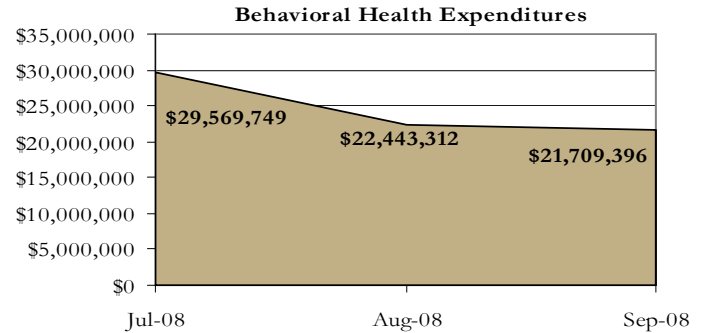
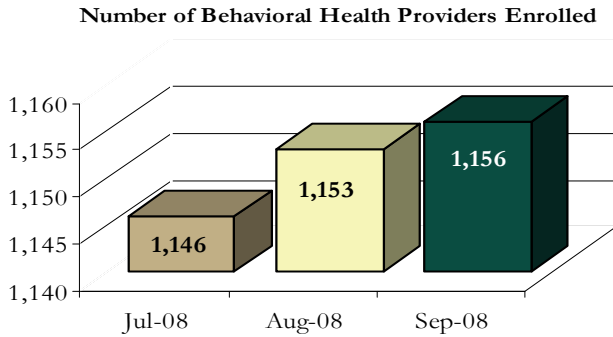
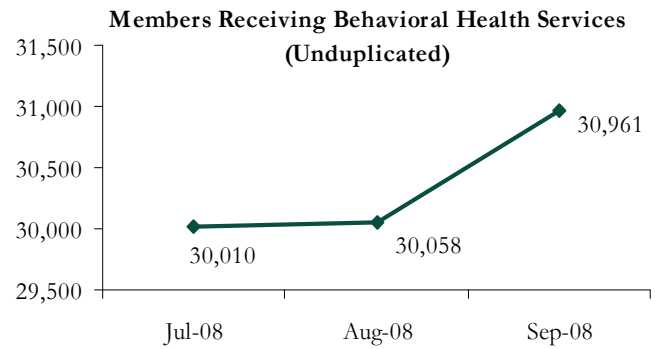
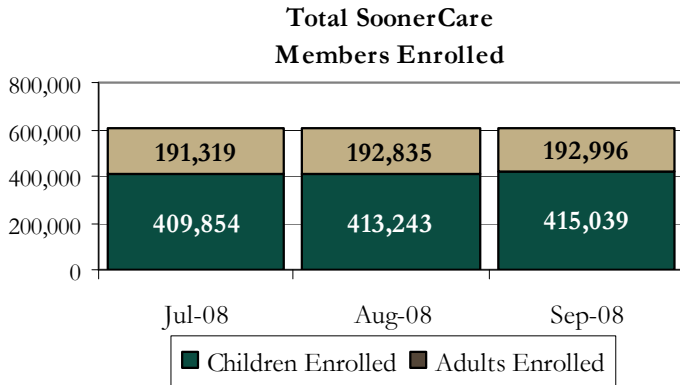
DRAFT



OHCA's Behavioral Health Program provides a behavioral health care benefit for adults 21 years of age and older and children under 21 years of age who are enrolled in SoonerCare (Traditional & Choice) programs.

SoonerCare provides a behavioral health treatment package for eligible Oklahomans in need of services that are dealing with stressful life situations/changes, serious mental illness, an emotional disturbance and/or alcohol and other drug disorders. Mental health, alcohol and other drug disorder treatment benefits for those enrolled in SoonerCare include: Adult and children's acute psychiatric inpatient care, facility-based crisis stabilization and intervention, emergency care, alcohol or other drug medical detoxification; psychiatric residential treatment (children only); and outpatient services.

Total Currently Enrolled	Children Under 21 Years of Age (Unduplicated)	Adults Ages 21 and Over (Unduplicated)
608,035	415,039	192,996
	68%	32%



Behavioral Health Services average 8% of the overall annual SoonerCare budget. Reporting of Expenditures is based on the payment date of the claims(s).

Behavioral Health Expenditures for September 2008:						
Type of Service	Expenditures (Child)	Unduplicated Members Served (Child)	Average Expenditures Per Member Served (Child)	Expenditures (Adult)	Unduplicated Members Served (Adult)	Average Expenditures Per Member Served (Adult)
Inpatient (Acute - General)	363,295	137	2,652	773,230	235	3,290
Inpatient (Acute - Freestanding)	346,759	169	2,052	230,008	13	17,693
Psychiatric Residential Treatment Facility (PRF)	7,810,414	978	7,986	3,194	4	798
Outpatient- Mental Health	5,619,831	15,197	370	3,889,643	9,384	414
Outpatient - Substance Abuse	122,948	286	430	228,789	582	393
Psychologist	273,800	1,239	221	77,551	271	286
Psychiatrist	151,888	1,384	110	138,161	1,491	93
Residential Behavior Mgmt Services (Group)	4,440	2	2,220	-	-	-
Residential Behavior Mgmt Services (TFC)	1,503,521	1,021	1,473	-	-	-
Targeted Case Management (TCM)	71,540	624	115	63,699	716	89
Other OP Behavioral Hlth Services	2,073	3	691	34,614	67	517
Total	16,270,508	19,190	848	5,438,888	11,771	462

Trends from month to month may vary due to sporadic billing.