

Oklahoma Health Care Authority

AUGUST 2006 *Fast Facts*



TOTAL ENROLLMENT — OKLAHOMA SOONERCARE (MEDICAID)

Qualifying Group	Age Group	Enrollment	% of Total
Aged/Blind/Disabled	Child	14,606	2.49%
Aged/Blind/Disabled	Adult	113,261	19.33%
Children/Parents	Child	375,171	64.04%
Children/Parents	Adult	43,913	7.50%
Other	Child	607	0.10%
Other	Adult	14,468	2.47%
Oklahoma Cares (Breast & Cervical Cancer)		3,000	0.51%
SoonerPlan (Family Planning)		20,726	3.54%
TEFRA		92	0.02%

Total Enrollment	585,844	Adults	192,097	33%
		Children	393,747	67%

OTHER Group includes—Child custody-Refugee-Qualified Medicare Beneficiary-SLMB-DDSD Supported Living and TB patients. For more information on TEFRA go to www.okhca.org under Individuals & Families and Programs. O-EPIC members are NOT included in the figures above.

Note that all subsequent figures are groups within the above total enrollment numbers (except O-EPIC). SoonerPlan (Family Planning) members are not entitled to the full scope of benefits only family planning services are covered.

The Oklahoma Employer/Employee Partnership for Insurance Coverage (O-EPIC) is a program to assist small business owners, employees and their spouses with health insurance premiums. www.oepic.ok.gov

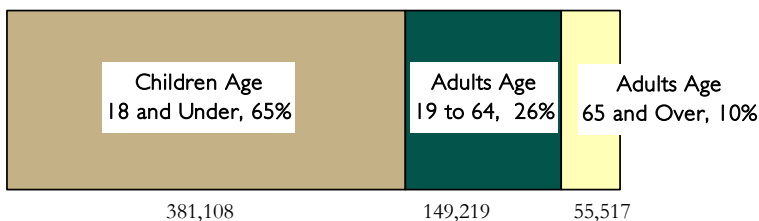
Employers Enrolled	Employees Enrolled
514	966

New Enrollees

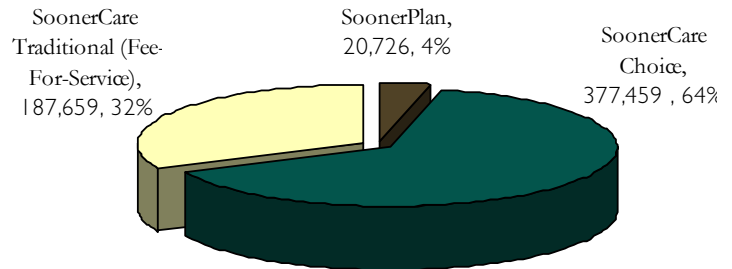
Oklahoma SoonerCare (Medicaid) members that have not been enrolled in the past 6 months.

Adults	5,150
Children	10,259
Total	15,409

Age Breakdown of Total Enrollment



Delivery System Breakdown of Total Enrollment



Other Enrollment Facts

Unduplicated enrollees State Fiscal Year-to-Date (July through report month) — **602,779**

Other Breakdowns of Total Enrollment

Oklahoma SoonerCare (Medicaid) members residing in a long-term care facility — 16,373

Oklahoma persons enrolled in both Medicare and Medicaid (dual eligibles) — 78,098

Race Breakdown of Total Enrollment

	Children	Adults	Percent	Pregnant Women
African American	65,920	27,117	16%	2,275
American Indian	55,197	17,514	12%	3,118
Asian or Pacific Islander	4,040	2,004	1%	225
Caucasian	220,087	138,452	61%	14,806
Hispanic	48,503	7,010	9%	1,912

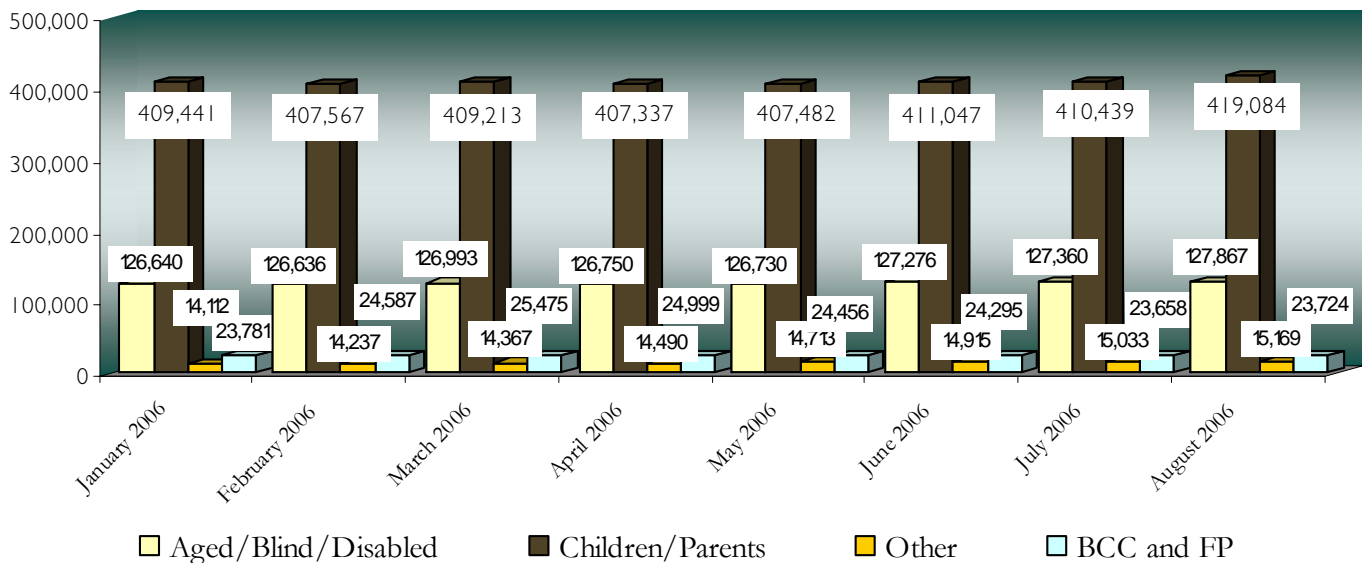
SCHIP Breakdown of Total Enrollment

Members qualifying for SoonerCare (Medicaid) eligibility under the SCHIP program are under age 19 and have income between the maximum for standard eligibility and the expanded 185% of Federal Poverty Level (FPL) income guidelines.

Age Breakdown	% of FPL	SCHIP Enrollees
INFANT	150% to 185%	1,507
01-05	133% to 185%	11,948
06-12	100% to 185%	29,556
13-18	100% to 185%	18,404
Total		61,415



State Fiscal Year 2006 Enrollment by Aid Category



State Fiscal Year is defined as the period between July 1 and June 30 of each fiscal year. BCC is the acronym for Oklahoma Cares (Breast and Cervical Cancer coverage) and FP is SoonerPlan (Family Planning) members. TEFRA is included in the OTHER category.

OHCA honored with second national accountability award

Recognizing performance reporting excellence, the Association of Government Accountants (AGA) has honored the Oklahoma Health Care Authority, Oklahoma City, Oklahoma, with a Certificate of Excellence in Service Efforts and Accomplishments (SEA) Award.

A distinguished panel of government financial managers chose to honor the Oklahoma Health Care Authority, for their exceptional Accountability Report. This is the second consecutive year that the Oklahoma Health Care Authority has won this national award.

AGA established this award program in conjunction with the Alfred P. Sloan Foundation. The Foundation granted AGA funds to launch the Certificate of Excellence in Service Efforts and Accomplishments (SEA) Reporting Program. The program offers in-depth evaluation of SEA reports (also called performance reports), recommendations for improvements and recognition of excellent reports with a Certificate of Excellence. The SEA Program encourages issuing regular high-quality service efforts and accomplishments reports and helps state and local governments effectively communicate performance to the public.

"This award for excellence should alert the tax-paying public, Congress, public interest groups and other financial management professionals that state and local government agencies are strenuously working to make the government more accountable," stated AGA Executive Director, Relmond P. Van Daniker, DBA, CPA. "Not only are they working hard, but they are also achieving these sought after goals," he said.

To view OHCA's Service Efforts and Accomplishments report go to <http://www.okhca.org/reports/strategy/reports.asp>.