

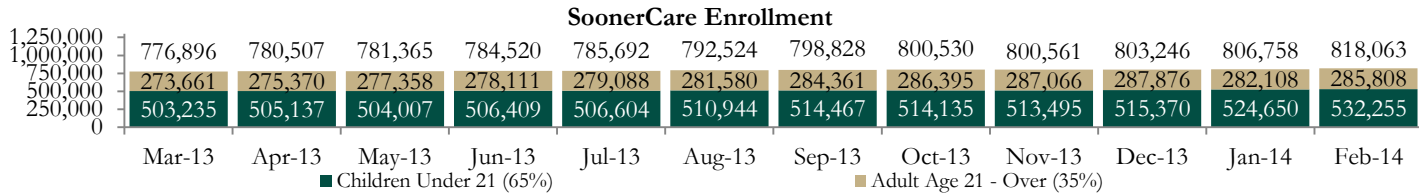
# Behavioral Health Fast Facts

February 2014

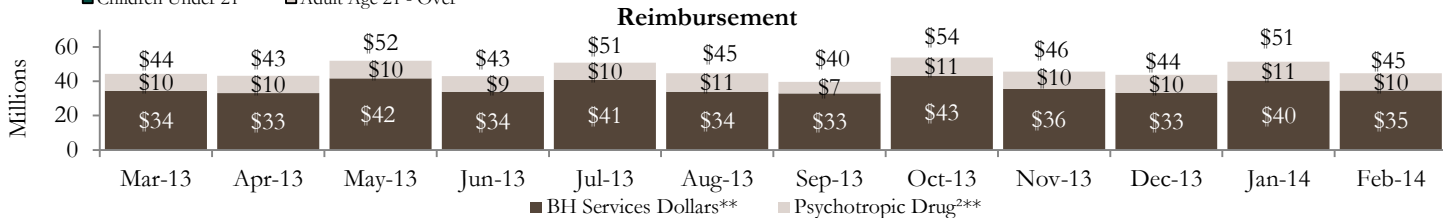
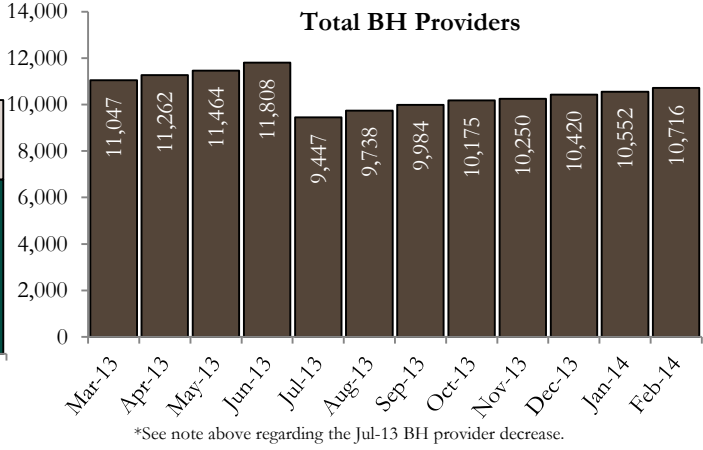
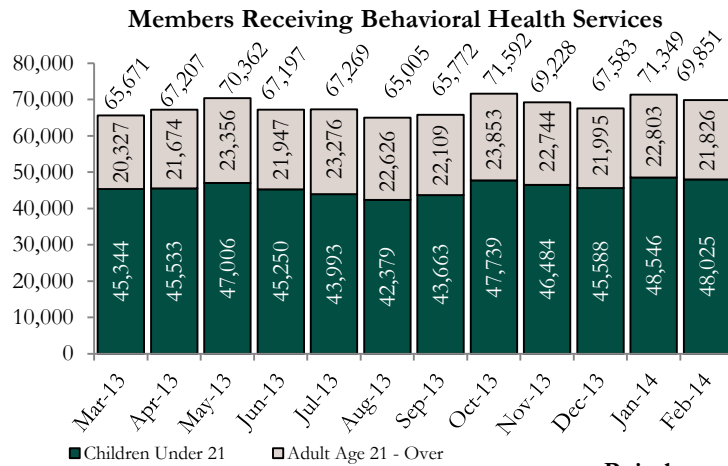


OHCA's Behavioral Health Program provides a behavioral health care benefit for adults 21 years of age and older and children under 21 years of age who are enrolled in SoonerCare (Traditional & Choice) programs.

\* OHCA is currently in a provider contract renewal period. Some of the totals below may indicate a decrease in the provider counts due to this process. This occurrence is typical during all renewal periods.



Notes: The enrollment numbers are SoonerCare only, Individual Plan (IP) is excluded, all other figures include both SoonerCare & IP



Category of Service	Children Under 21			Adult Age 21 and Over		
	Reimbursement	Members Served*	Average per Member	Reimbursement	Members Served*	Average per Member
Inpatient (Acute-General)	\$229,500	99	\$2,318	\$718,053	286	\$2,511
Inpatient (Acute-Freestanding)	\$746,643	203	\$3,678	\$32,664	2	\$16,332
Psychiatric Residential Treatment Facility (PRTF)	\$7,056,031	952	\$7,412			
Outpatient	\$15,358,299	41,324	\$372	\$5,575,533	16,476	\$338
Psychologist	\$1,049,045	3,682	\$285	\$197,718	873	\$226
Psychiatrist	\$254,177	2,247	\$113	\$355,377	3,891	\$91
Residential Behavior Mgmt Services (Group)	\$751,245	459	\$1,637			
Residential Behavior Mgmt Services (TFC) (Therapeutic Foster Care)	\$1,143,206	657	\$1,740			
SMI/SED Case Management	\$501,674	6,103	\$82	\$315,811	4,831	\$65
Other OP Behavioral Hlth Services	\$17,330	50	\$347	\$266,628	743	\$359
<b>Total* (unduplicated)</b>	<b>\$27,107,150</b>	<b>48,025</b>	<b>\$564</b>	<b>\$7,461,783</b>	<b>21,826</b>	<b>\$342</b>

\*The Total is an unduplicated count, members are only being counted once. Member Served counts members multiple times if they have multiple Category of Services, however, they are only counted once under each category of service. \*\*Totals may not sum correctly due to rounding calculations.

<sup>1</sup> Behavioral Health Services Reimbursement is based on category of service. It does not include diagnosis information, which may not include all the expenses related to behavioral health services. Behavioral Health Services Reimbursement average 9% (as of SFY 2011) of the overall annual SoonerCare budget (excluding Psychotropic Drugs<sup>2</sup>).

<sup>2</sup> Prescription claims that are not coded with diagnostic information and drugs used to treat behavioral health conditions may be used for some physical health conditions as well. This figure includes all uses of the drug included within behavioral health categories. Reporting of figures are based on the payment date of the claims. Trends from month to month vary due to sporadic billing.

This publication is authorized by the Oklahoma Health Care Authority in accordance with state and federal regulations. OHCA is in compliance with Title VI and Title VII of the Civil rights Act and the Rehabilitation Act of 1973. For additional copies, you can go online to OHCA's website [www.okhca.org/research/data](http://www.okhca.org/research/data). The Oklahoma Health Care Authority does not discriminate on the basis of race, color, national origin, gender, religion, age or disability in employment or the provision of services. The data is valid as of 03/20/2014 and is subject to change.