

Employer Sponsored Insurance (ESI)

Fast Facts

September 2009



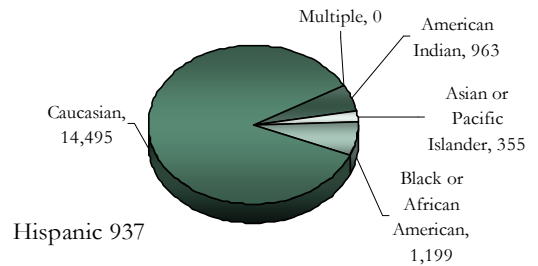
Business, insurance, state government and you
Working Together to
Insure Oklahoma!

The Insure Oklahoma (Oklahoma Employer/Employee Partnership for Insurance Coverage-OEPIC) Employer Sponsored Insurance program is designed to assist small business owners, employees and their spouses with health insurance premiums. Find out more information by visiting www.insureoklahoma.org.

	Total Current Enrollment			Breakdown of Current Enrollment					
	Male	Female	Total	New Enrollment this Month			Expanded 185 to 200% FPL*		
	Male	Female	Total	Male	Female	Total	Male	Female	Total
Employee	7,077	7,079	14,156	528	499	1,027	860	708	1,568
Spouse	686	2,143	2,829	48	153	201	90	257	347
Student	11	16	27	2	1	3	1	2	3
Total	7,774	9,238	17,012	578	653	1,231	951	967	1,918

*Expanded income qualifications from 185 to 200% effective November 2007.

Race Breakdown of ESI Members

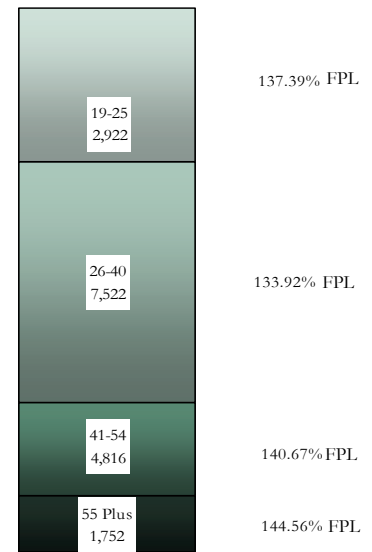


Race is self-reported by members at the time of enrollment. The multiple race members have selected two or more races. Hispanic is an ethnicity not a race. Hispanics can be of any race and are accounted for in a race category above.

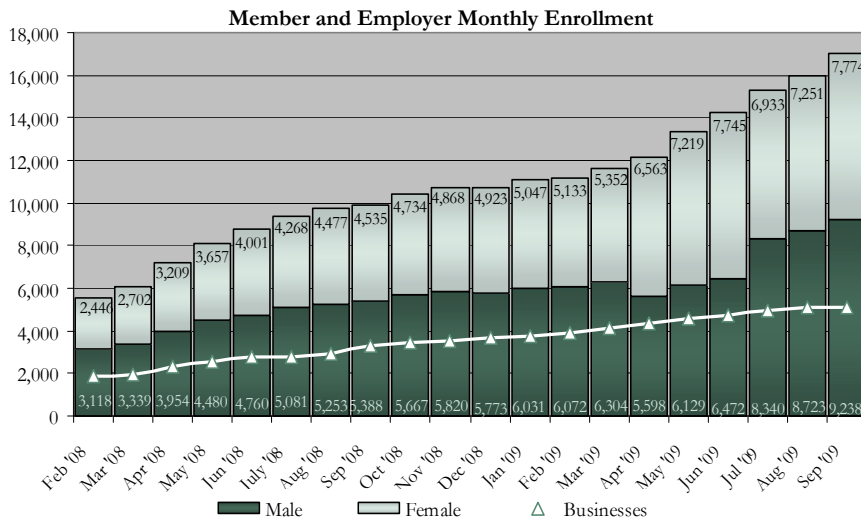
	Business Activity with Employee Participation Counts			
	0 to 25	26 to 50	51 to 100	Total
Current	4,136	630	297	5,063
New	157	22	19	198
Total	4,293	652	316	5,261

Some approved businesses may not have approved employees.

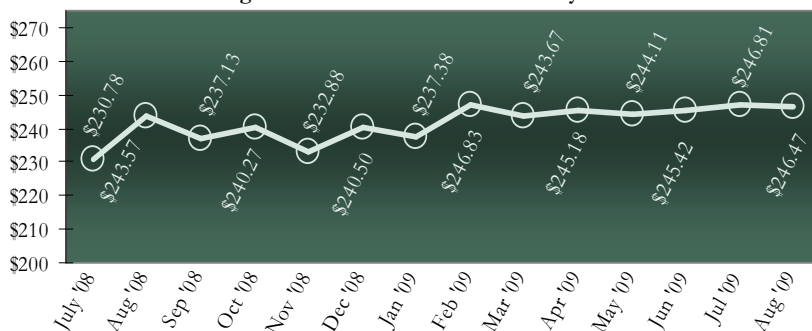
Age Breakdown with Average Federal Poverty Level of ESI Members



Federal Poverty Level is used to determine income qualification.



Average OHCA Premium Assistance Payments



Effective February 2007 OHCA Per Member Per Month reporting will be of the previous month due to semi-monthly payments verses monthly payments.

Insure Oklahoma/OEPIC ESI by Region			
	Employee/Spouse	Capacity	Participating Counties
Region 1	607	2,272	2,240
Region 2	387	1,084	1,078
Region 3	1,651	4,996	5,808
Region 4	1,343	3,953	4,306
Region 5	801	3,101	3,230
Region 6	472	1,606	1,838
Total	5,261	17,012	18,500

Regions identified on Insure Oklahoma/OEPIC Region map on next page.

Data is valid as of the date of the report; any subsequent figures for this group for this time period may vary. www.insureoklahoma.org

This publication is authorized by the Oklahoma Health Care Authority in accordance with state and federal regulations. Cost of the printing was \$1.75 for 5 copies. A copy has been given to the Oklahoma Department of Libraries. OHCA is in compliance with the Title VI and Title VII of the 1964 Civil Rights Act and the Rehabilitation Act of 1973. This document can be viewed on OHCA's web site www.ohca.org/research/data. The Oklahoma Health Care Authority does not discriminate on the basis of race, color, national origin, sex, religion, age or disability in employment or the provision of services.

Individual Plan (IP)

Fast Facts



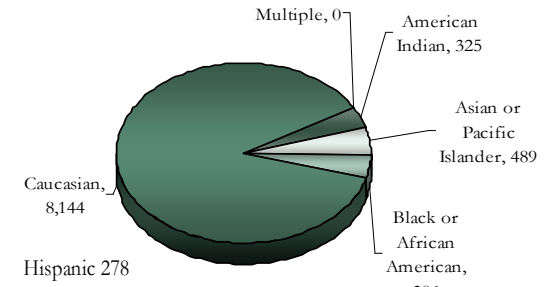
Business, insurance, state government and you
Working Together to
Insure Oklahoma!

September 2009

The Insure Oklahoma (Oklahoma Employer/Employee Partnership for Insurance Coverage-OEPIC) Individual Plan program is designed to provide Oklahoma individuals with health insurance for themselves and their spouse if needed. It is available to Oklahomans who are not qualified for an O-EPIC employer-sponsored health plan and work for an Oklahoma small business with 99 or fewer full time employees; temporarily unemployed adults who are eligible to receive unemployment benefits through the Oklahoman Employment Security Commission; or working adults with a disability who work for any size employer and have a "ticket to work". Find out more information by visiting www.insureoklahoma.org.

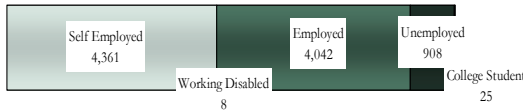
	Total Current Enrollment			Breakdown of Current Enrollment					
	Male	Female	Total	New Enrollment this Month			Expanded 185 to 200% FPL*		
	Male	Female	Total	Male	Female	Total	Male	Female	Total
Employee	3,305	3,792	7,097	228	269	497	269	255	524
Spouse	471	1,718	2,189	32	130	162	42	143	185
Student	22	36	58	3	4	7	0	2	2
Total	3,798	5,546	9,344	260	399	666	311	398	711

Race Breakdown of IP Members




Race is self-reported by members at the time of enrollment. The multiple race members have selected two or more races. Hispanic is an ethnicity not a race. Hispanics can be of any race and are accounted for in a race category above.

IP Application Type Breakdown

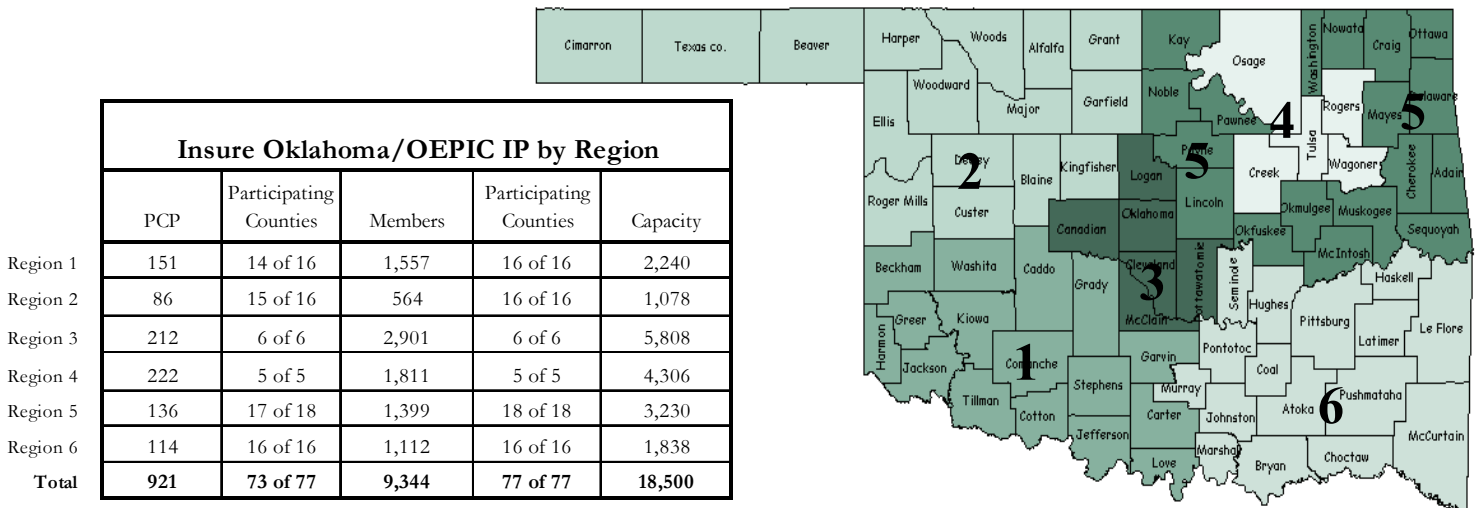


Unduplicated Counts	
IP Members SFY2010 (July 2009 - Current)	10,327
IP Members Since Program Inception March 2007	13,479
Miscellaneous	
Average IP Member Premium	\$46.43
Average Federal Poverty Level of IP Members	115.58%
Federal Poverty Level is used to determine income qualification.	

IP Age Breakdown with Average Federal Poverty Level for each group.



Insure Oklahoma/OEPIC Region Map



PCPs maybe counted in multiple regions or out of state and not counted in a region; the unduplicated PCP count is 925.

Data is valid as of the date of the report; any subsequent figures for this group for this time period may vary. www.insureoklahoma.org

This publication is authorized by the Oklahoma Health Care Authority in accordance with state and federal regulations. Cost of the printing was \$1.75 for 5 copies. A copy has been given to the Oklahoma Department of Libraries. OHCA is in compliance with the Title VI and Title VII of the 1964 Civil Rights Act and the Rehabilitation Act of 1973. This document can be viewed on OHCA's web site www.okhca.org/research/data. The Oklahoma Health Care Authority does not discriminate on the basis of race, color, national origin, sex, religion, age or disability in employment or the provision of services.