

Employer Sponsored Insurance (ESI)

Business, insurance, state government and you
Working Together to
Insure Oklahoma!

Fast Facts

October 2009

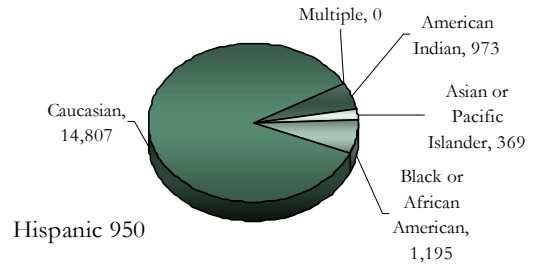


The Insure Oklahoma (Oklahoma Employer/Employee Partnership for Insurance Coverage-OEPIC) Employer Sponsored Insurance program is designed to assist small business owners, employees and their spouses with health insurance premiums. Find out more information by visiting www.insureoklahoma.org.

	Total Current Enrollment			Breakdown of Current Enrollment					
	Male	Female	Total	New Enrollment this Month			Expanded 185 to 200% FPL*		
	Male	Female	Total	Male	Female	Total	Male	Female	Total
Employee	7,208	7,236	14,444	391	427	818	877	725	1,602
Spouse	715	2,154	2,869	58	136	194	103	259	362
Student	12	19	31	1	1	2	1	1	2
Total	7,935	9,409	17,344	450	564	1,014	981	985	1,966

*Expanded income qualifications from 185 to 200% effective November 2007.

Race Breakdown of ESI Members




Race is self-reported by members at the time of enrollment. The multiple race members have selected two or more races. Hispanic is an ethnicity not a race. Hispanics can be of any race and are accounted for in a race category above.

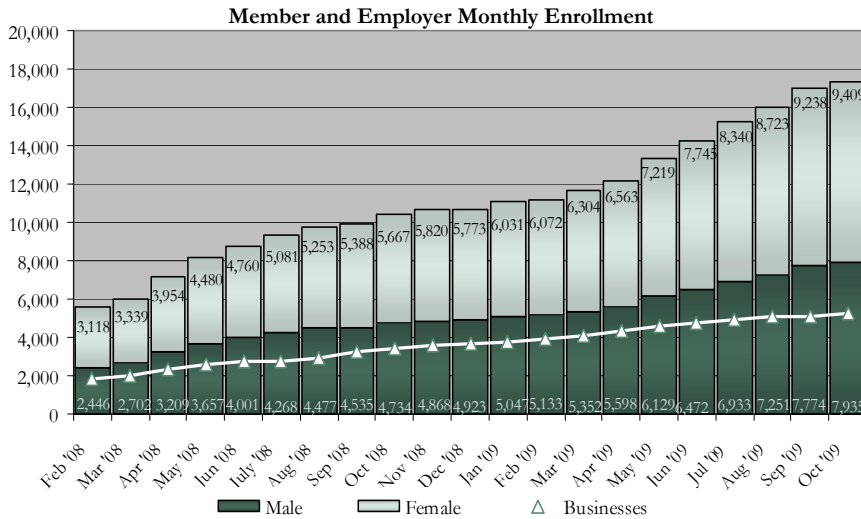
	Business Activity with Employee Participation Counts			
	0 to 25	26 to 50	51 to 100	Total
Current	4,250	642	324	5,216
New	131	20	21	172
Total	4,381	662	345	5,388

Some approved businesses may not have approved employees.


Age Breakdown with Average Federal Poverty Level of ESI Members



Federal Poverty Level is used to determine income qualification.



Average OHCA Premium Assistance Payments



Effective February 2007 OHCA Per Member Per Month reporting will be of the previous month due to semi-monthly payments verses monthly payments.

Insure Oklahoma/OEPIC ESI by Region			
	Employee/Spouse	Capacity	Participating Counties
Region 1	616 / 2,279	2,240	16 of 16
Region 2	392 / 1,078	1,078	16 of 16
Region 3	1,688 / 5,032	5,808	6 of 6
Region 4	1,384 / 4,041	4,306	5 of 5
Region 5	826 / 3,257	3,230	18 of 18
Region 6	482 / 1,657	1,838	16 of 16
Total	5,388 / 17,344	18,500	77 of 77

Regions identified on Insure Oklahoma/OEPIC Region map on next page.

Data is valid as of the date of the report; any subsequent figures for this group for this time period may vary. www.insureoklahoma.org

This publication is authorized by the Oklahoma Health Care Authority in accordance with state and federal regulations. Cost of the printing was \$1.75 for 5 copies. A copy has been given to the Oklahoma Department of Libraries. OHCA is in compliance with the Title VI and Title VII of the 1964 Civil Rights Act and the Rehabilitation Act of 1973. This document can be viewed on OHCA's web site www.ohca.org/research/data. The Oklahoma Health Care Authority does not discriminate on the basis of race, color, national origin, sex, religion, age or disability in employment or the provision of services.

Individual Plan (IP)

Fast Facts



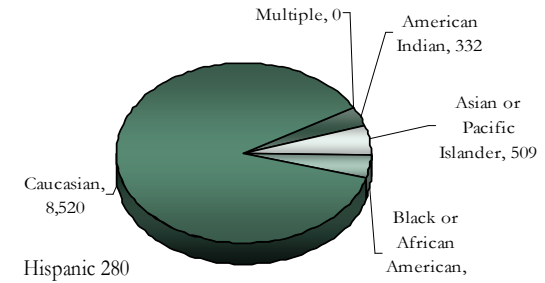
Business, insurance, state government and you
Working Together to
Insure Oklahoma!

October 2009

The Insure Oklahoma (Oklahoma Employer/Employee Partnership for Insurance Coverage-OEPIC) Individual Plan program is designed to provide Oklahoma individuals with health insurance for themselves and their spouse if needed. It is available to Oklahomans who are not qualified for an O-EPIC employer-sponsored health plan and work for an Oklahoma small business with 99 or fewer full time employees; temporarily unemployed adults who are eligible to receive unemployment benefits through the Oklahoman Employment Security Commission; or working adults with a disability who work for any size employer and have a "ticket to work". Find out more information by visiting www.insureoklahoma.org.

	Total Current Enrollment			Breakdown of Current Enrollment					
	Male	Female	Total	New Enrollment this Month			Expanded 185 to 200% FPL*		
				Male	Female	Total	Male	Female	Total
Employee	3,451	3,938	7,389	199	246	445	273	278	551
Spouse	491	1,794	2,285	35	95	130	47	147	194
Student	28	54	82	2	12	14	1	2	3
Total	3,970	5,786	9,756	234	341	589	320	425	748

Race Breakdown of IP Members



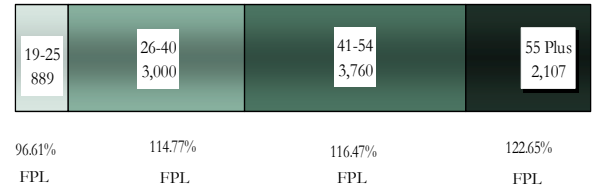
Race is self-reported by members at the time of enrollment. The multiple race members have selected two or more races. Hispanic is an ethnicity not a race. Hispanics can be of any race and are accounted for in a race category above.

IP Application Type Breakdown



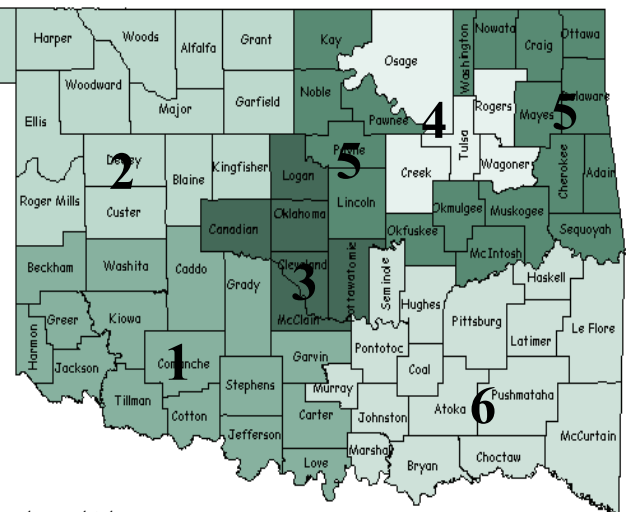
Unduplicated Counts	
IP Members SFY2010 (July 2009 - Current)	11,224
IP Members Since Program Inception March 2007	14,287
Miscellaneous	
Average IP Member Premium	\$47.97
Average Federal Poverty Level of IP Members	115.72%
Federal Poverty Level is used to determine income qualification.	

IP Age Breakdown with Average Federal Poverty Level for each group.



Insure Oklahoma/OEPIC Region Map

Insure Oklahoma/OEPIC IP by Region					
	PCP	Participating Counties	Members	Participating Counties	Capacity
Region 1	152	14 of 16	1,638	16 of 16	2,240
Region 2	87	15 of 16	575	16 of 16	1,078
Region 3	214	6 of 6	3,055	6 of 6	5,808
Region 4	226	5 of 5	1,887	5 of 5	4,306
Region 5	138	17 of 18	1,443	18 of 18	3,230
Region 6	114	16 of 16	1,158	16 of 16	1,838
Total	931	73 of 77	9,756	77 of 77	18,500



PCPs maybe counted in multiple regions or out of state and not counted in a region; the unduplicated PCP count is 935.

The PCP counts for this report reflect the final count for September enrollment. This is Physician renewal month and not all physician records are updated.

Data is valid as of the date of the report; any subsequent figures for this group for this time period may vary. www.insureoklahoma.org

This publication is authorized by the Oklahoma Health Care Authority in accordance with state and federal regulations. Cost of the printing was \$1.75 for 5 copies. A copy has been given to the Oklahoma Department of Libraries. OHCA is in compliance with the Title VI and Title VII of the 1964 Civil Rights Act and the Rehabilitation Act of 1973. This document can be viewed on OHCA's web site www.okhca.org/research/data. The Oklahoma Health Care Authority does not discriminate on the basis of race, color, national origin, sex, religion, age or disability in employment or the provision of services.