

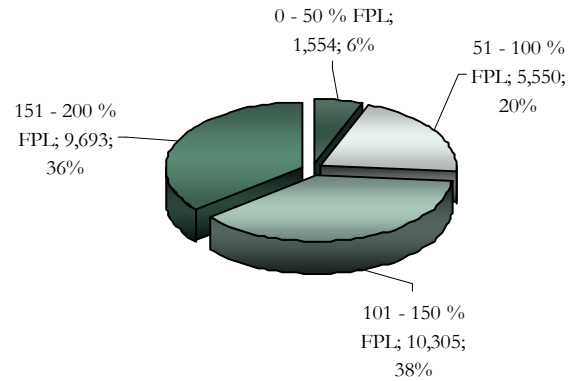


Insure Oklahoma is an innovative program Oklahoma has created to bridge the gap in the health care coverage for low-income working adults. Under the Employer-Sponsored Insurance (ESI) program, premium costs are shared by the state (60 percent), the employer (25 percent) and the employee (15 percent). The Individual Plan (IP) allows people who can't access the benefits through their employer, including those who are self-employed or may be temporarily unemployed, to buy health insurance directly through the state. Find out more information by visiting www.insureoklahoma.org or by calling 1-888-365-3742.

Insure Oklahoma Total Enrollment

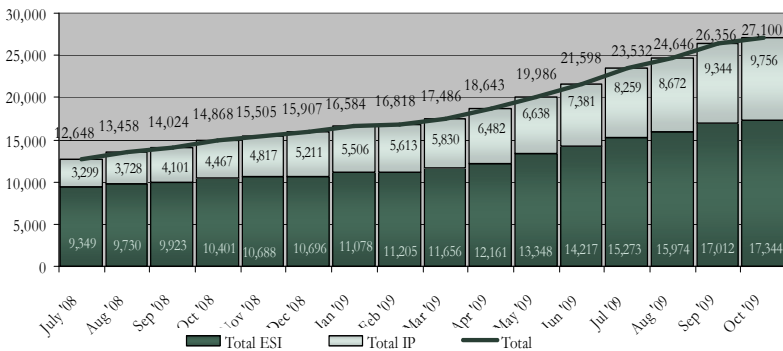
Qualifying Enrollment		Enrollment	% of Total
Employer Sponsored Insurance (ESI)	Employee	14,444	53.30%
Employer Sponsored Insurance (ESI)	Spouse	2,869	10.59%
Individual Plan (IP)	Employee	7,389	27.27%
Individual Plan (IP)	Spouse	2,285	8.43%
Student (ESI)	---	31	0.11%
Student (IP)	---	82	0.30%
Businesses (ESI)	---	5,388	---
Businesses (IP)	---	6	---
Carriers / HealthPlans	---	20 / 466	---
Primary Care Physician	---	931	---

Federal Poverty Level Breakdown of Total Enrollment



Total Enrollment	ESI	IP
27,100	17,344 (64%)	9,756 (36%)

Total Insure Oklahoma Member Monthly Enrollment



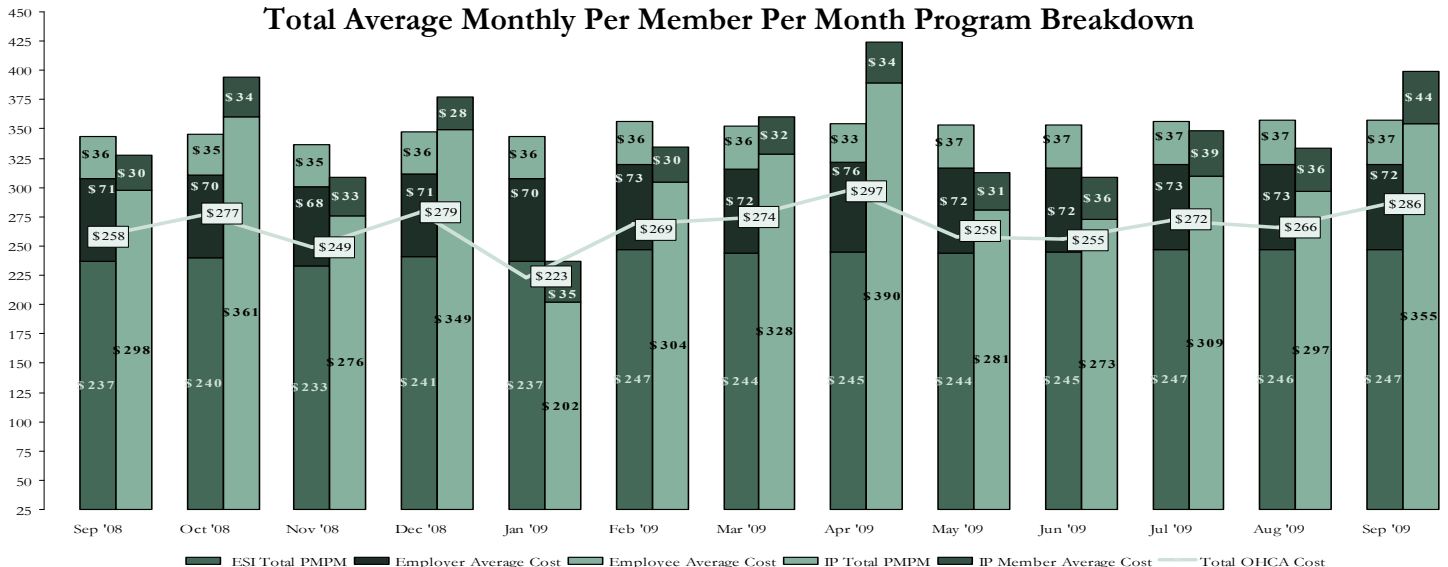
Currently Enrolled	Up from Previous Year
Businesses	5,394 (97%)
ESI Enrollees	17,344 (98%)
IP Enrollees	9,756 (234%)

ESI & IP Enrollee totals include Students.

Latest Monthly Marketing Statistics	
Web Hits on InsureOklahoma.org	35,805
Call Center - Calls Answered	11,557

Call Center count now includes OHCA calls.

Total Average Monthly Per Member Per Month Program Breakdown



All the state share of the Insure Oklahoma program costs are budgeted from the state's tobacco tax revenues. (All financial information is previous month activity.)

