

Employer Sponsored Insurance (ESI)

Fast Facts

October 2011



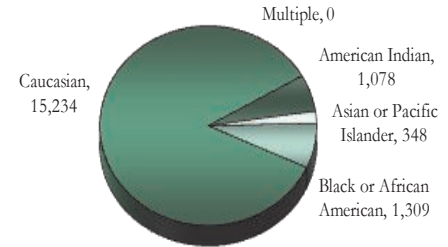
Business, insurance, state government and you
Working Together to
Insure Oklahoma!

The Insure Oklahoma Employer Sponsored Insurance program is designed to assist small business owners, employees and their dependents with health insurance premiums. Find out more information by visiting www.insureoklahoma.org.

Employer-Sponsored Insurance (ESI)

	Total Current Enrollment			Breakdown of Current Enrollment					
	Male	Female	Total	New Enrollment this Month			Expanded 185 to 200% FPL		
				Male	Female	Total	Male	Female	Total
Employee	7,123	7,309	14,432	279	234	513	890	733	1,623
Spouse	725	2,306	3,031	22	70	92	90	291	381
Student	51	68	119	1	5	6	9	7	16
Dependent	200	187	387	11	6	17	200	187	387
Total	8,099	9,870	17,969	313	315	628	1,189	1,218	2,407

Race Breakdown of ESI Members



Hispanic 1,035

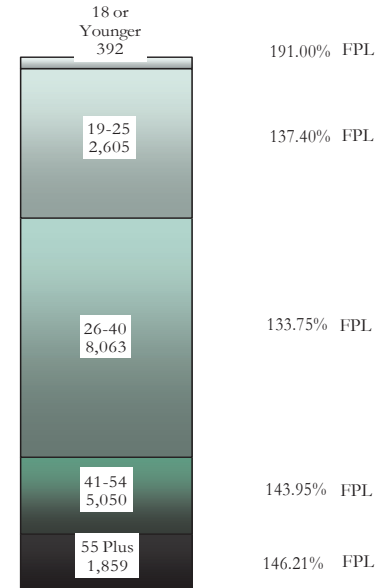
Race is self-reported by members at the time of enrollment. The multiple race members have selected two or more races. Hispanic is an ethnicity not a race. Hispanics can be of any race and are accounted for in a race category above.

Business Activity with Employee Participation Counts

	0 to 25	26 to 50	51 to 100	Total
Current	4,709	294	127	5,130
New	44	10	0	54
Total	4,753	304	127	5,184

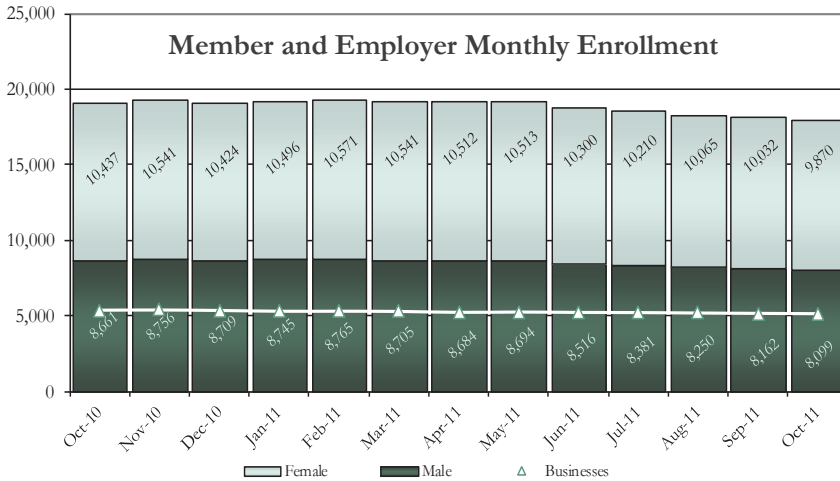
Some approved businesses may not have approved employees.

Age Breakdown with Average Federal Poverty Level of ESI Members



Federal Poverty Level is used to determine income qualification.

Member and Employer Monthly Enrollment



Average OHCA Premium Assistance Payments



Effective February 2007 OHCA Per Member Per Month reporting will be of the previous month due to semi-monthly payments verses monthly payments.

Insure Oklahoma ESI by Region

	Employee/Spouse	Participating Counties
Region 1	591	2,195
Region 2	341	1,054
Region 3	1,598	4,968
Region 4	1,373	4,230
Region 5	819	3,724
Region 6	462	1,798
Total	5,184	17,969

Regions identified on Insure Oklahoma/OEPIC Region map on next page.

Data is compiled by Reporting and Statistics and valid as of the date of the report; any subsequent figures for this group for this time period may vary. www.insureoklahoma.org

This publication is authorized by the Oklahoma Health Care Authority in accordance with state and federal regulations. Cost of the printing was \$1.75 for 5 copies. A copy has been given to the Oklahoma Department of Libraries. OHCA is in compliance with the Title VI and Title VII of the 1964 Civil Rights Act and the Rehabilitation Act of 1973. This document can be viewed on OHCA's website www.okhca.org/research/data. The Oklahoma Health Care Authority does not discriminate on the basis of race, color, national origin, sex, religion, age or disability in employment or the provision of services.

Individual Plan (IP)

Fast Facts



Business, insurance, state government and you Working Together to **Insure Oklahoma!**

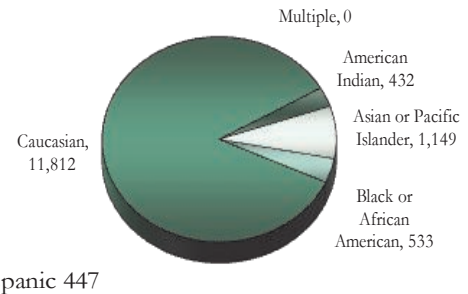
October 2011

The Insure Oklahoma Individual Plan program is designed to provide Oklahoma individuals with health insurance for themselves and their dependents if eligible. It is available to Oklahomans who are not qualified for an employer-sponsored health plan and work for an Oklahoma small business with 99 or fewer full time employees; temporarily unemployed adults who are eligible to receive unemployment benefits through the Oklahoman Employment Security Commission; or working adults with a disability who work for any size employer and have a "ticket to work". Find out more information by visiting www.insureoklahoma.org.

Individual Plan (IP)

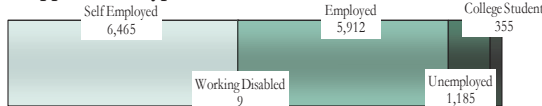
	Total Current Enrollment			Breakdown of Current Enrollment					
	Male	Female	Total	New Enrollment this Month			Expanded 185 to 200% FPL		
				Male	Female	Total	Male	Female	Total
Employee	4,653	5,492	10,145	109	157	266	375	415	790
Spouse	806	2,480	3,286	35	52	87	77	197	274
Student	151	204	355	8	9	17	10	11	21
Dependent	80	60	140	1	0	1	80	60	140
Total	5,690	8,236	13,926	153	218	371	542	683	1,225

Race Breakdown of IP Members

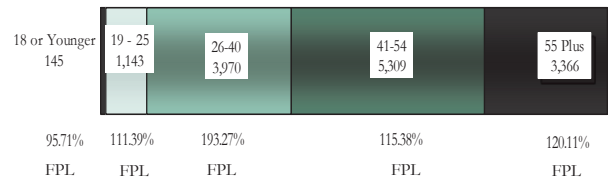


Race is self-reported by members at the time of enrollment. The multiple race members have selected two or more races. Hispanic is an ethnicity not a race. Hispanics can be of any race and are accounted for in a race category above.

IP Application Type Breakdown



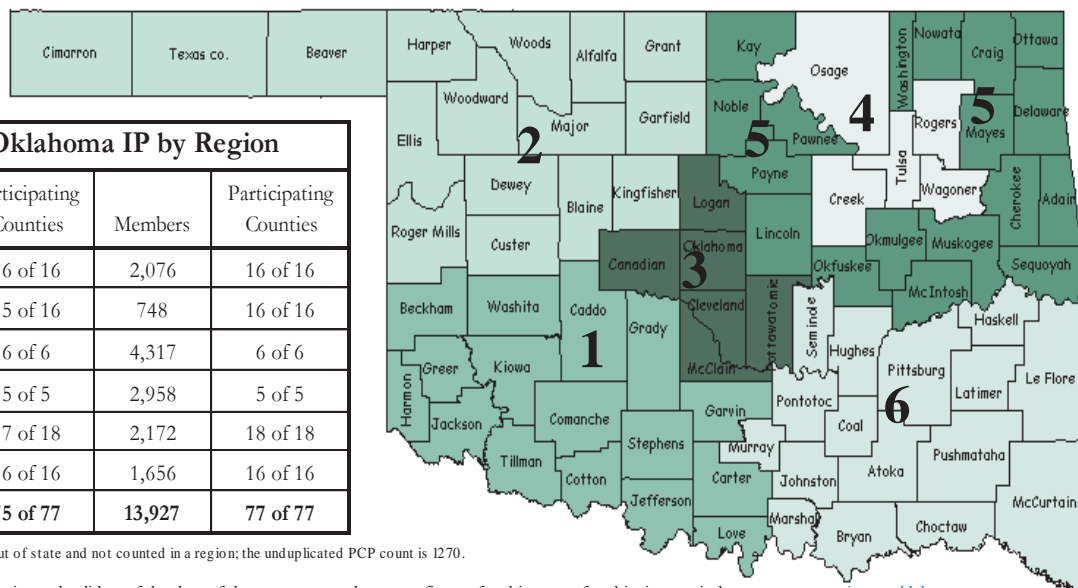
IP Age Breakdown with Average Federal Poverty Level for each group.



*Dependents effective 9/1/2010 doesn't show on graph being a small group at this time.

Unduplicated Counts	
IP Members SFY2012 (July 2011 - Current)	16,277
IP Members Since Program Inception March 2007	29,805
Miscellaneous	
Average IP Member Premium	\$60.94
Average Federal Poverty Level of IP Members	110.13%
Federal Poverty Level is used to determine income qualification.	

Insure Oklahoma/OEPIC Region Map



Insure Oklahoma IP by Region				
	PCP	Participating Counties	Members	Participating Counties
Region 1	201	16 of 16	2,076	16 of 16
Region 2	89	15 of 16	748	16 of 16
Region 3	437	6 of 6	4,317	6 of 6
Region 4	313	5 of 5	2,958	5 of 5
Region 5	211	17 of 18	2,172	18 of 18
Region 6	184	16 of 16	1,656	16 of 16
Total	1,435	75 of 77	13,927	77 of 77

PCPs maybe counted in multiple regions or out of state and not counted in a region; the unduplicated PCP count is 1270.

Data is compiled by Reporting and Statistics and valid as of the date of the report; any subsequent figures for this group for this time period may vary. www.insureoklahoma.org

This publication is authorized by the Oklahoma Health Care Authority in accordance with state and federal regulations. Cost of the printing was \$1.75 for 5 copies. A copy has been given to the Oklahoma Department of Libraries. OHCA is in compliance with the Title VI and Title VII of the 1964 Civil Rights Act and the Rehabilitation Act of 1973. This document can be viewed on OHCA's website www.okhca.org/research/data. The Oklahoma Health Care Authority does not discriminate on the basis of race, color, national origin, sex, religion, age or disability in employment or the provision of services.