

Employer Sponsored Insurance (ESI)

Fast Facts

March 2011



Business, insurance, state government and you
Working Together to
Insure Oklahoma!

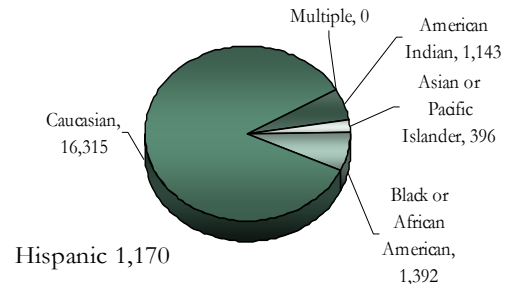
The Insure Oklahoma Employer Sponsored Insurance program is designed to assist small business owners, employees and their dependents with health insurance premiums. Find out more information by visiting www.insureoklahoma.org.

Employer Sponsored Insurance (ESI)

	Total Current Enrollment			Breakdown of Current Enrollment					
	Male	Female	Total	New Enrollment this Month			Expanded 185 to 200% FPL*		
				Male	Female	Total	Male	Female	Total
Employee	7,693	7,917	15,610	212	245	457	958	796	1,754
Spouse	791	2,384	3,175	32	62	94	91	294	385
Student	47	60	107	1	0	1	4	3	7
Dependent	174	180	354	2	3	5	174	180	354
Total	8,705	10,541	19,246	247	310	557	1,227	1,273	2,500

*Dependents effective 8/1/2010 whether new or existing Household.

Race Breakdown of ESI Members



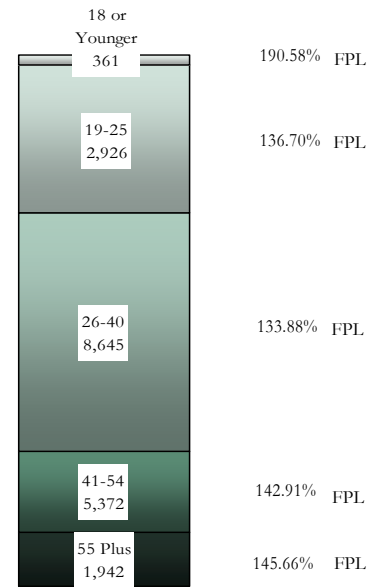
Race is self-reported by members at the time of enrollment. The multiple race members have selected two or more races. Hispanic is an ethnicity not a race. Hispanics can be of any race and are accounted for in a race category above.

Business Activity with Employee Participation Counts

	0 to 25	26 to 50	51 to 100	Total
Current	4,785	304	190	5,279
New	40	4	1	45
Total	4,825	308	191	5,324

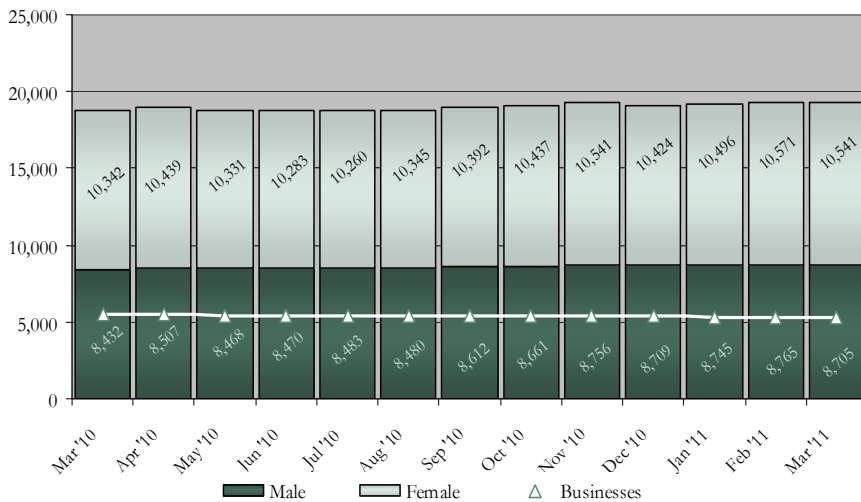
Some approved businesses may not have approved employees.

Age Breakdown with Average Federal Poverty Level of ESI Members

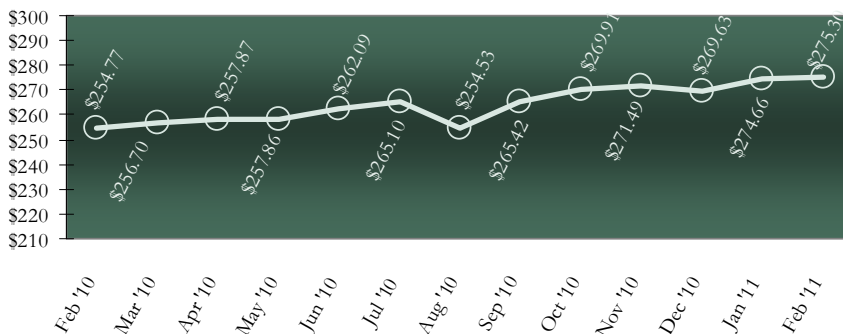


Federal Poverty Level is used to determine income qualification.

Member and Employer Monthly Enrollment



Average OHCA Premium Assistance Payments



Effective February 2007 OHCA Per Member Per Month reporting will be of the previous month due to semi-monthly payments verses monthly payments.

Data is compiled by Reporting and Statistics and valid as of the date of the report; any subsequent figures for this group for this time period may vary. www.insureoklahoma.org

This publication is authorized by the Oklahoma Health Care Authority in accordance with state and federal regulations. Cost of the printing was \$1.75 for 5 copies. A copy has been given to the Oklahoma Department of Libraries. OHCA is in compliance with the Title VI and Title VII of the 1964 Civil Rights Act and the Rehabilitation Act of 1973. This document can be viewed on OHCA's web site www.ohca.org/research/data. The Oklahoma Health Care Authority does not discriminate on the basis of race, color, national origin, sex, religion, age or disability in employment or the provision of services.

Insure Oklahoma/OEPIC ESI by Region

	Employers	Employee/Spouse	Participating Counties
Region 1	598	2,372	16 of 16
Region 2	352	1,157	16 of 16
Region 3	1,688	5,463	6 of 6
Region 4	1,397	4,540	5 of 5
Region 5	830	3,790	18 of 18
Region 6	459	1,924	16 of 16
Total	5,324	19,246	77 of 77

Regions identified on Insure Oklahoma/OEPIC Region map on next page.

Individual Plan (IP)

Fast Facts



Business, insurance, state government and you
Working Together to
Insure Oklahoma!

March 2011

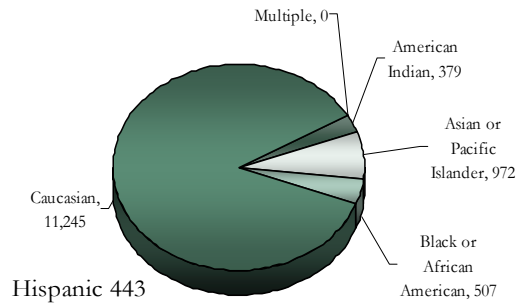
The Insure Oklahoma Individual Plan program is designed to provide Oklahoma individuals with health insurance for themselves and their dependents if eligible. It is available to Oklahomans who are not qualified for an employer-sponsored health plan and work for an Oklahoma small business with 99 or fewer full time employees; temporarily unemployed adults who are eligible to receive unemployment benefits through the Oklahoman Employment Security Commission; or working adults with a disability who work for any size employer and have a "ticket to work". Find out more information by visiting www.insureoklahoma.org.

Individual Plan (IP)

	Total Current Enrollment			Breakdown of Current Enrollment					
	Male	Female	Total	New Enrollment this Month			Expanded 185 to 200% FPL*		
	Male	Female	Total	Male	Female	Total	Male	Female	Total
Employee	4,439	5,162	9,601	130	159	289	311	357	668
Spouse	742	2,330	3,072	19	66	85	75	161	236
Student	142	184	326	5	7	12	10	8	18
Dependent	54	50	104	4	2	6	54	50	104
Total	5,377	7,726	13,103	158	234	392	450	576	1,026

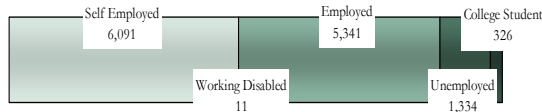
*Dependents effective 9/1/2010 whether new or existing Household.

Race Breakdown of IP Members



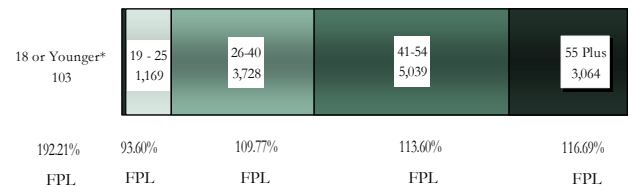
Race is self-reported by members at the time of enrollment. The multiple race members have selected two or more races. Hispanic is an ethnicity not a race. Hispanics can be of any race and are accounted for in a race category above.

IP Application Type Breakdown



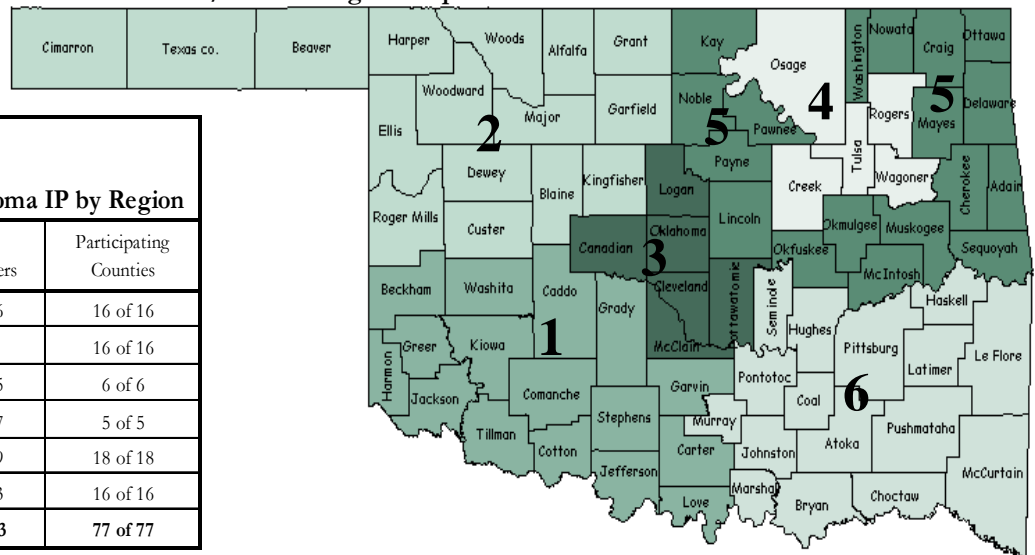
Unduplicated Counts	
IP Members SFY2011 (July 2010 - Current)	18,486
IP Members Since Program Inception March 2007	25,681
Miscellaneous	
Average IP Member Premium	\$58.10
Average Federal Poverty Level of IP Members	107.69%
Federal Poverty Level is used to determine income qualification.	

IP Age Breakdown with Average Federal Poverty Level for each group.



*Dependents effective 9/1/2010 doesn't show on graph being a small group at this time.

Insure Oklahoma/OEPIC Region Map



Insure Oklahoma/Insure Oklahoma IP by Region

	PCP	Participating Counties	Members	Participating Counties
Region 1	180	16 of 16	1,926	16 of 16
Region 2	87	16 of 16	753	16 of 16
Region 3	392	6 of 6	3,975	6 of 6
Region 4	275	5 of 5	2,807	5 of 5
Region 5	204	17 of 18	2,029	18 of 18
Region 6	171	16 of 16	1,613	16 of 16
Total	1,309	76 of 77	13,103	77 of 77

PCPs maybe counted in multiple regions or out of state and not counted in a region; the unduplicated PCP count is 1270.

Data is compiled by Reporting and Statistics and valid as of the date of the report; any subsequent figures for this group for this time period may vary. www.insureoklahoma.org

This publication is authorized by the Oklahoma Health Care Authority in accordance with state and federal regulations. Cost of the printing was \$1.75 for 5 copies. A copy has been given to the Oklahoma Department of Libraries. OHCA is in compliance with the Title VI and Title VII of the 1964 Civil Rights Act and the Rehabilitation Act of 1973. This document can be viewed on OHCA's web site www.okhca.org/research/data. The Oklahoma Health Care Authority does not discriminate on the basis of race, color, national origin, sex, religion, age or disability in employment or the provision of services.