

Employer Sponsored Insurance (ESI)

Fast Facts

June 2011



Business, insurance, state government and you
Working Together to
Insure Oklahoma!

The Insure Oklahoma Employer Sponsored Insurance program is designed to assist small business owners, employees and their dependents with health insurance premiums. Find out more information by visiting www.insureoklahoma.org.

Employer Sponsored Insurance (ESI)

	Total Current Enrollment			Breakdown of Current Enrollment					
	Male	Female	Total	New Enrollment this Month			Expanded 185 to 200% FPL*		
				Male	Female	Total	Male	Female	Total
Employee	7,493	7,661	15,154	232	204	436	944	765	1,709
Spouse	768	2,378	3,146	21	61	82	91	308	399
Student	54	60	114	2	3	5	8	4	12
Dependent	201	201	402	1	6	7	201	201	402
Total	8,516	10,300	18,816	256	274	530	1,244	1,278	2,522

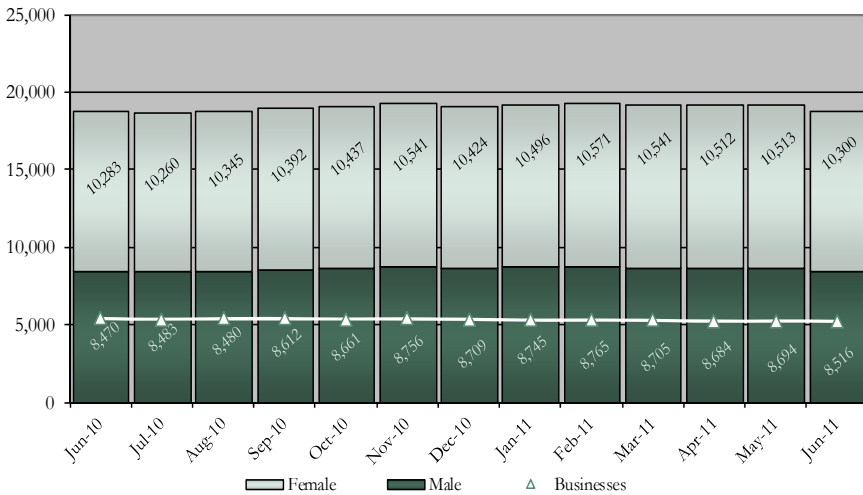
*Dependents effective 8/1/2010 whether new or existing Household.

Business Activity with Employee Participation Counts

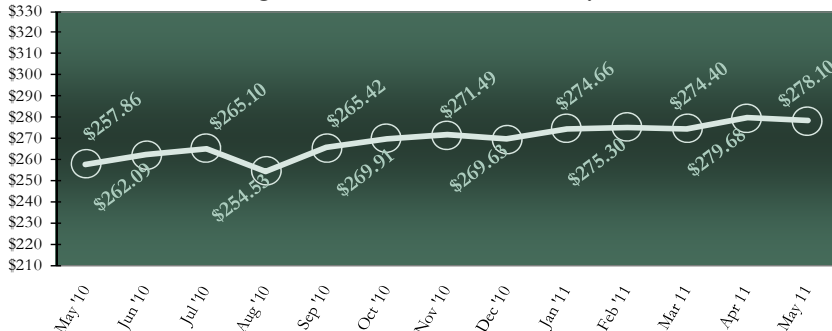
	0 to 25	26 to 50	51 to 100	Total
Current	4,789	274	152	5,215
New	56	4	1	61
Total	4,845	278	153	5,276

Some approved businesses may not have approved employees.

Member and Employer Monthly Enrollment



Average OHCA Premium Assistance Payments

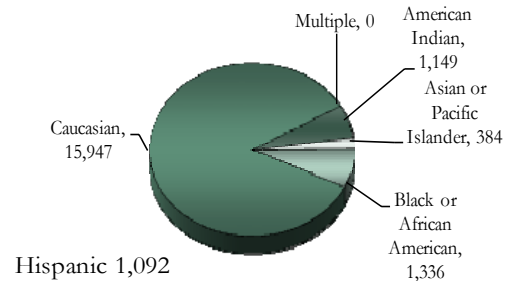


Effective February 2007 OHCA Per Member Per Month reporting will be of the previous month due to semi-monthly payments verses monthly payments.

Data is compiled by Reporting and Statistics and valid as of the date of the report; any subsequent figures for this group for this time period may vary. www.insureoklahoma.org

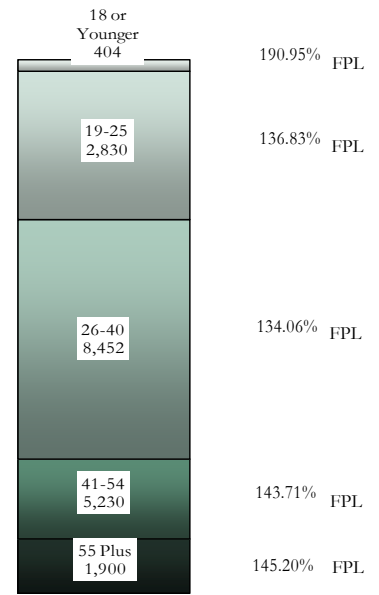
This publication is authorized by the Oklahoma Health Care Authority in accordance with state and federal regulations. Cost of the printing was \$1.75 for 5 copies. A copy has been given to the Oklahoma Department of Libraries. OHCA is in compliance with the Title VI and Title VII of the 1964 Civil Rights Act and the Rehabilitation Act of 1973. This document can be viewed on OHCA's web site www.ohca.org/research/data. The Oklahoma Health Care Authority does not discriminate on the basis of race, color, national origin, sex, religion, age or disability in employment or the provision of services.

Race Breakdown of ESI Members



Race is self-reported by members at the time of enrollment. The multiple race members have selected two or more races. Hispanic is an ethnicity not a race. Hispanics can be of any race and are accounted for in a race category above.

Age Breakdown with Average Federal Poverty Level of ESI Members



Federal Poverty Level is used to determine income qualification.

Insure Oklahoma/OEPIC ESI by Region

	Employers	Employee/Spouse	Participating Counties
Region 1	602	2,333	16 of 16
Region 2	347	1,115	16 of 16
Region 3	1,670	5,323	6 of 6
Region 4	1,378	4,368	5 of 5
Region 5	818	3,787	18 of 18
Region 6	461	1,890	16 of 16
Total	5,276	18,816	77 of 77

Regions identified on Insure Oklahoma/OEPIC Region map on next page.

Individual Plan (IP)

Fast Facts

June 2011



Business, insurance, state government and you
Working Together to
Insure Oklahoma!

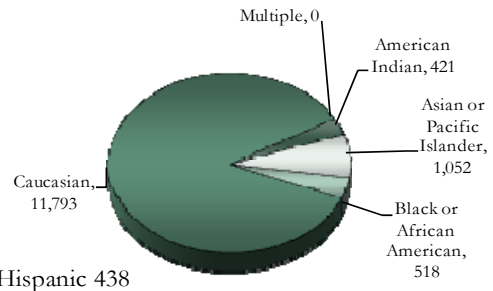
The Insure Oklahoma Individual Plan program is designed to provide Oklahoma individuals with health insurance for themselves and their dependents if eligible. It is available to Oklahomans who are not qualified for an employer-sponsored health plan and work for an Oklahoma small business with 99 or fewer full time employees; temporarily unemployed adults who are eligible to receive unemployment benefits through the Oklahoman Employment Security Commission; or working adults with a disability who work for any size employer and have a "ticket to work". Find out more information by visiting www.insureoklahoma.org.

Individual Plan (IP)

	Total Current Enrollment			Breakdown of Current Enrollment					
	Male	Female	Total	New Enrollment this Month			Expanded 185 to 200% FPL*		
				Male	Female	Total	Male	Female	Total
Employee	4,635	5,431	10,066	163	233	396	334	397	731
Spouse	788	2,449	3,237	28	76	104	81	177	258
Student	155	196	351	5	13	18	9	13	22
Dependent	71	59	130	4	2	6	71	59	130
Total	5,649	8,135	13,784	200	324	524	495	646	1,141

*Dependents effective 9/1/2010 whether new or existing Household.

Race Breakdown of IP Members



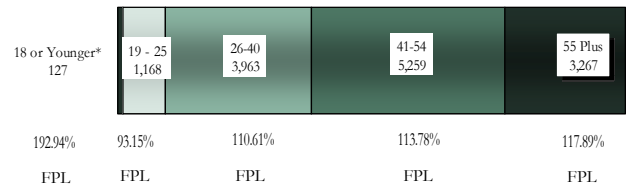
Race is self-reported by members at the time of enrollment. The multiple race members have selected two or more races. Hispanic is an ethnicity not a race. Hispanics can be of any race and are accounted for in a race category above.

IP Application Type Breakdown



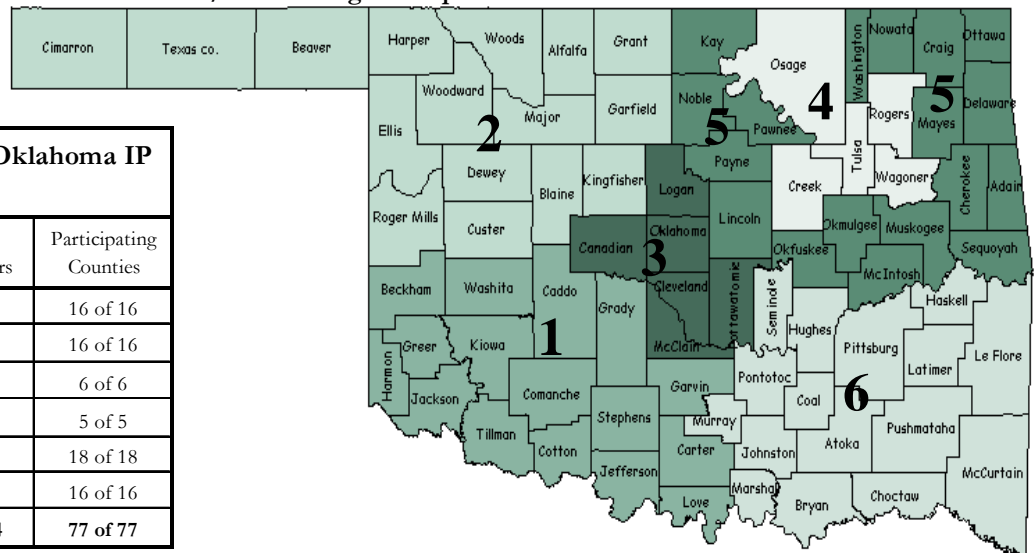
Unduplicated Counts	
IP Members SFY2011 (July 2010 - Current)	20,470
IP Members Since Program Inception March 2007	27,524
Miscellaneous	
Average IP Member Premium	\$59.27
Average Federal Poverty Level of IP Members	108.72%
Federal Poverty Level is used to determine income qualification.	

IP Age Breakdown with Average Federal Poverty Level for each group.



*Dependents effective 9/1/2010 doesn't show on graph being a small group at this time.

Insure Oklahoma/OEPIC Region Map



Insure Oklahoma/Insure Oklahoma IP by Region

	PCP	Participating Counties	Members	Participating Counties
Region 1	191	16 of 16	2,018	16 of 16
Region 2	90	16 of 16	790	16 of 16
Region 3	443	6 of 6	4,168	6 of 6
Region 4	289	5 of 5	2,987	5 of 5
Region 5	209	17 of 18	2,174	18 of 18
Region 6	173	16 of 16	1,647	16 of 16
Total	1,395	76 of 77	13,784	77 of 77

PCPs maybe counted in multiple regions or out of state and not counted in a region; the unduplicated PCP count is 1270.

Data is compiled by Reporting and Statistics and valid as of the date of the report; any subsequent figures for this group for this time period may vary. www.insureoklahoma.org

This publication is authorized by the Oklahoma Health Care Authority in accordance with state and federal regulations. Cost of the printing was \$1.75 for 5 copies. A copy has been given to the Oklahoma Department of Libraries. OHCA is in compliance with the Title VI and Title VII of the 1964 Civil Rights Act and the Rehabilitation Act of 1973. This document can be viewed on OHCA's web site www.okhca.org/research/data. The Oklahoma Health Care Authority does not discriminate on the basis of race, color, national origin, sex, religion, age or disability in employment or the provision of services.