

Employer Sponsored Insurance (ESI)

Fast Facts

May 2012



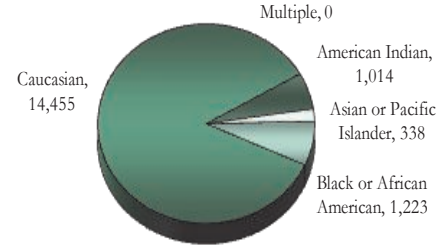
Business, insurance, state government and you
Working Together to
Insure Oklahoma!

The Insure Oklahoma Employer Sponsored Insurance program is designed to assist small business owners, employees and their dependents with health insurance premiums. Find out more information by visiting www.insureoklahoma.org.

Employer-Sponsored Insurance (ESI)

	Total Current Enrollment			Breakdown of Current Enrollment					
	Male	Female	Total	New Enrollment this Month			Expanded 185 to 200% FPL		
				Male	Female	Total	Male	Female	Total
Employee	6,602	7,107	13,709	244	244	488	861	694	1,555
Spouse	691	2,147	2,838	28	71	99	94	282	376
Student	40	70	110	1	2	3	7	11	18
Dependent	202	171	373	12	3	15	202	171	373
Total	7,535	9,495	17,030	285	320	605	1,164	1,158	2,322

Race Breakdown of ESI Members



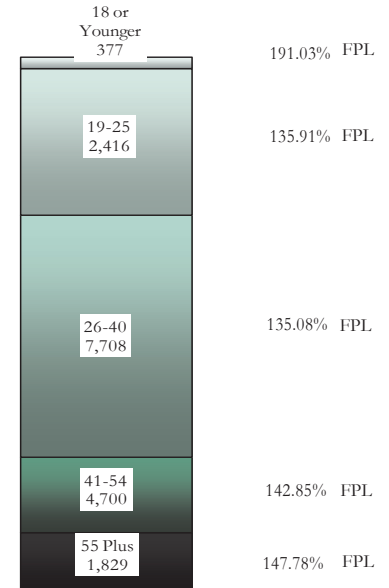
Hispanic 1,042

Race is self-reported by members at the time of enrollment. The multiple race members have selected two or more races. Hispanic is an ethnicity not a race. Hispanics can be of any race and are accounted for in a race category above.

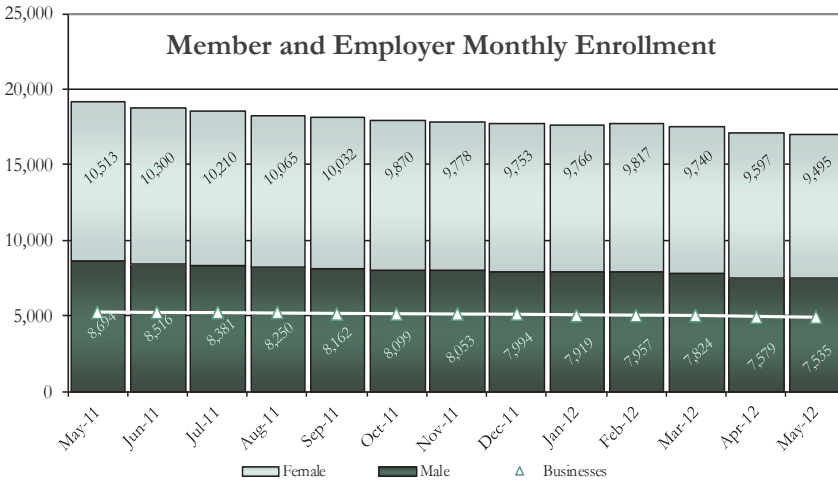
	Business Activity with Employee Participation Counts			
	0 to 25	26 to 50	51 to 100	Total
Current	4,508	275	113	4,896
New	44	5	3	52
Total	4,552	280	116	4,948

Some approved businesses may not have approved employees.

Age Breakdown with Average Federal Poverty Level of ESI Members



Federal Poverty Level is used to determine income qualification.



Average OHCA Premium Assistance Payments



Effective February 2007 OHCA Per Member Per Month reporting will be of the previous month due to semi-monthly payments verses monthly payments.

Insure Oklahoma ESI by Region		
Region	Employee/Spouse	Participating Counties
Region 1	565	2,128
Region 2	329	989
Region 3	1,517	4,709
Region 4	1,275	3,987
Region 5	811	3,433
Region 6	451	1,784
Total	4,948	17,030

Regions identified on Insure Oklahoma/OEPIC Region map on next page.

Data is compiled by Reporting and Statistics and valid as of the date of the report; any subsequent figures for this group for this time period may vary. www.insureoklahoma.org

This publication is authorized by the Oklahoma Health Care Authority in accordance with state and federal regulations. Cost of the printing was \$1.75 for 5 copies. A copy has been given to the Oklahoma Department of Libraries. OHCA is in compliance with the Title VI and Title VII of the 1964 Civil Rights Act and the Rehabilitation Act of 1973. This document can be viewed on OHCA's website www.okhca.org/research/data. The Oklahoma Health Care Authority does not discriminate on the basis of race, color, national origin, sex, religion, age or disability in employment or the provision of services.

Individual Plan (IP)

Fast Facts

May 2012



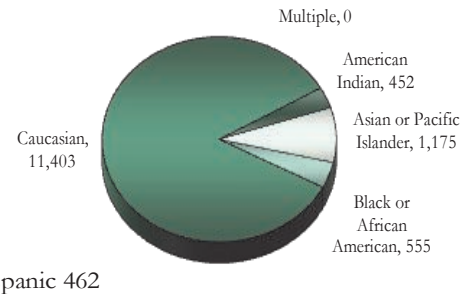
Business, insurance, state government and you Working Together to **Insure Oklahoma!**

The Insure Oklahoma Individual Plan program is designed to provide Oklahoma individuals with health insurance for themselves and their dependents if eligible. It is available to Oklahomans who are not qualified for an employer-sponsored health plan and work for an Oklahoma small business with 99 or fewer full time employees; temporarily unemployed adults who are eligible to receive unemployment benefits through the Oklahoman Employment Security Commission; or working adults with a disability who work for any size employer and have a "ticket to work". Find out more information by visiting www.insureoklahoma.org.

Individual Plan (IP)

	Total Current Enrollment			Breakdown of Current Enrollment					
	Male	Female	Total	New Enrollment this Month			Expanded 185 to 200% FPL		
				Male	Female	Total	Male	Female	Total
Employee	4,475	5,426	9,901	101	141	242	371	378	749
Spouse	752	2,383	3,135	22	42	64	57	198	255
Student	178	262	440	4	13	17	7	13	20
Dependent	60	49	109	1	5	6	60	49	109
Total	5,465	8,120	13,585	128	201	329	495	638	1,133

Race Breakdown of IP Members



Hispanic 462

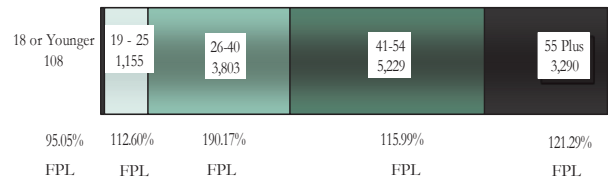
Race is self-reported by members at the time of enrollment. The multiple race members have selected two or more races. Hispanic is an ethnicity not a race. Hispanics can be of any race and are accounted for in a race category above.

IP Application Type Breakdown



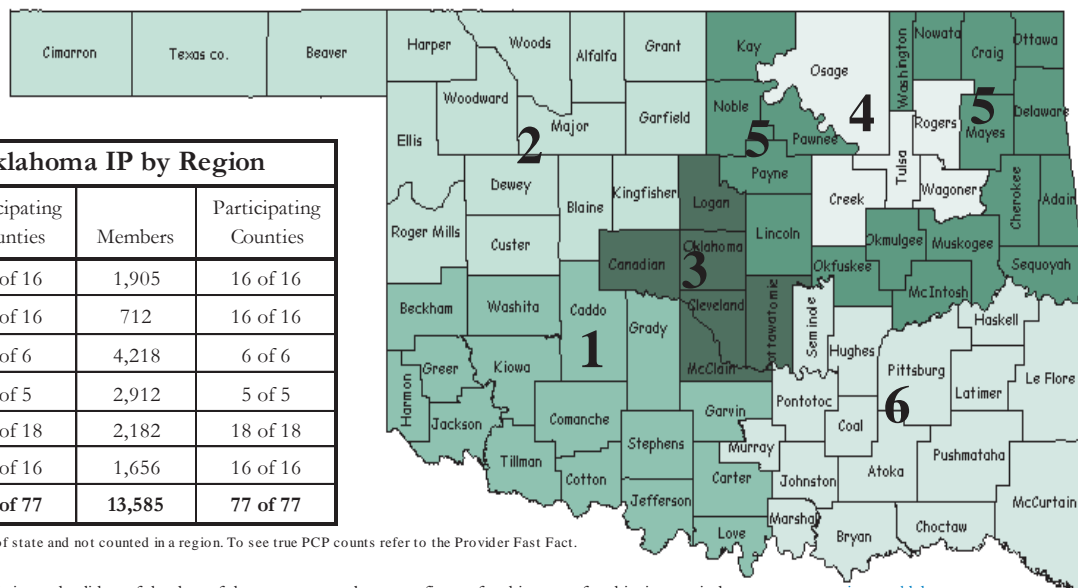
Unduplicated Counts	
IP Members SFY2012 (July 2011 - Current)	19,887
IP Members Since Program Inception March 2007	32,862
Miscellaneous	
Average IP Member Premium	\$62.07
Average Federal Poverty Level of IP Members	110.25%
Federal Poverty Level is used to determine income qualification.	

IP Age Breakdown with Average Federal Poverty Level for each group.



*Dependents effective 9/1/2010 doesn't show on graph being a small group at this time.

Insure Oklahoma/OEPIC Region Map



Insure Oklahoma IP by Region

	PCP	Participating Counties	Members	Participating Counties
Region 1	196	16 of 16	1,905	16 of 16
Region 2	106	15 of 16	712	16 of 16
Region 3	493	6 of 6	4,218	6 of 6
Region 4	358	5 of 5	2,912	5 of 5
Region 5	241	18 of 18	2,182	18 of 18
Region 6	215	16 of 16	1,656	16 of 16
Total	1,609	76 of 77	13,585	77 of 77

PCPs maybe counted in multiple regions or out of state and not counted in a region. To see true PCP counts refer to the Provider Fast Fact.

Data is compiled by Reporting and Statistics and valid as of the date of the report; any subsequent figures for this group for this time period may vary. www.insureoklahoma.org

This publication is authorized by the Oklahoma Health Care Authority in accordance with state and federal regulations. Cost of the printing was \$1.75 for 5 copies. A copy has been given to the Oklahoma Department of Libraries. OHCA is in compliance with the Title VI and Title VII of the 1964 Civil Rights Act and the Rehabilitation Act of 1973. This document can be viewed on OHCA's website www.okhca.org/research/data. The Oklahoma Health Care Authority does not discriminate on the basis of race, color, national origin, sex, religion, age or disability in employment or the provision of services.