

Employer Sponsored Insurance (ESI)

Fast Facts

July 2012



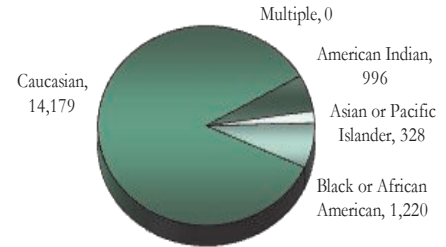
Business, insurance, state government and you
Working Together to
Insure Oklahoma!

The Insure Oklahoma Employer Sponsored Insurance program is designed to assist small business owners, employees and their dependents with health insurance premiums. Find out more information by visiting www.insureoklahoma.org.

Employer-Sponsored Insurance (ESI)

	Total Current Enrollment			Breakdown of Current Enrollment					
	Male	Female	Total	New Enrollment this Month			Expanded 185 to 200% FPL		
				Male	Female	Total	Male	Female	Total
Employee	6,516	6,936	13,452	248	269	517	874	656	1,530
Spouse	678	2,112	2,790	25	53	78	88	271	359
Student	47	75	122	1	1	2	10	10	20
Dependent	190	169	359	3	5	8	190	169	359
Total	7,431	9,292	16,723	277	328	605	1,162	1,106	2,268

Race Breakdown of ESI Members



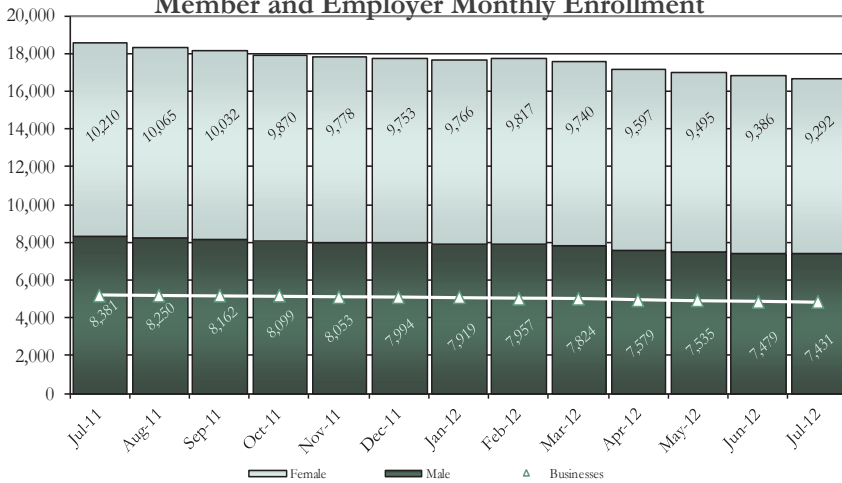
Hispanic 1,065

Race is self-reported by members at the time of enrollment. The multiple race members have selected two or more races. Hispanic is an ethnicity not a race. Hispanics can be of any race and are accounted for in a race category above.

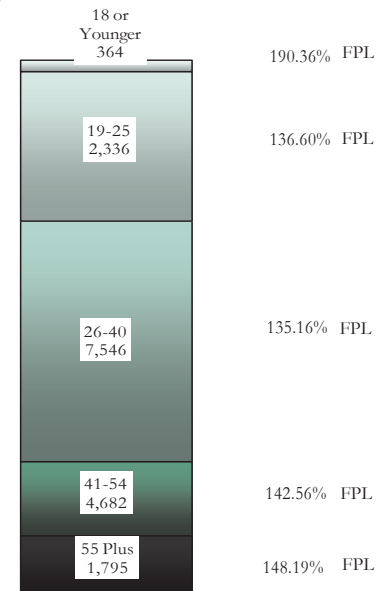
	Business Activity with Employee Participation Counts			
	0 to 25	26 to 50	51 to 100	Total
Current	4,449	261	107	4,817
New	42	5	3	50
Total	4,491	266	110	4,867

Some approved businesses may not have approved employees.

Member and Employer Monthly Enrollment



Age Breakdown with Average Federal Poverty Level of ESI Members



Federal Poverty Level is used to determine income qualification.

Average OHCA Premium Assistance Payments



Effective February 2007 OHCA Per Member Per Month reporting will be of the previous month due to semi-monthly payments verses monthly payments.

Insure Oklahoma ESI by Region		
	Employee/Spouse	Participating Counties
Region 1	551	2,047
Region 2	328	957
Region 3	1,479	4,675
Region 4	1,262	3,918
Region 5	802	3,327
Region 6	445	1,799
Total	4,867	16,723

Regions identified on Insure Oklahoma/OEPIC Region map on next page.

Data is compiled by Reporting and Statistics and valid as of the date of the report; any subsequent figures for this group for this time period may vary. www.insureoklahoma.org

This publication is authorized by the Oklahoma Health Care Authority in accordance with state and federal regulations. Cost of the printing was \$1.75 for 5 copies. A copy has been given to the Oklahoma Department of Libraries. OHCA is in compliance with the Title VI and Title VII of the 1964 Civil Rights Act and the Rehabilitation Act of 1973. This document can be viewed on OHCA's website www.okhca.org/research/data. The Oklahoma Health Care Authority does not discriminate on the basis of race, color, national origin, sex, religion, age or disability in employment or the provision of services.

Individual Plan (IP)

Fast Facts

July 2012



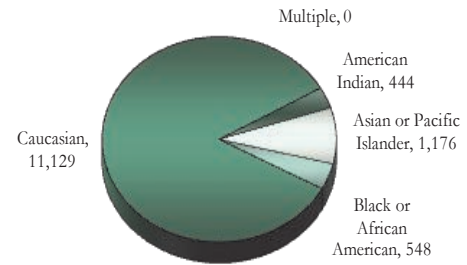
Business, insurance, state government and you Working Together to **Insure Oklahoma!**

The Insure Oklahoma Individual Plan program is designed to provide Oklahoma individuals with health insurance for themselves and their dependents if eligible. It is available to Oklahomans who are not qualified for an employer-sponsored health plan and work for an Oklahoma small business with 99 or fewer full time employees; temporarily unemployed adults who are eligible to receive unemployment benefits through the Oklahoman Employment Security Commission; or working adults with a disability who work for any size employer and have a "ticket to work". Find out more information by visiting www.insureoklahoma.org.

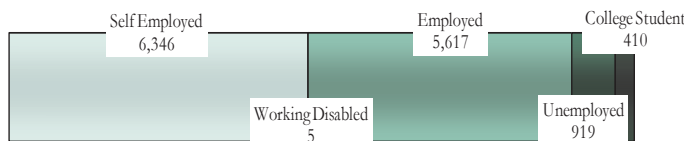
Individual Plan (IP)

	Total Current Enrollment			Breakdown of Current Enrollment					
	Male	Female	Total	New Enrollment this Month			Expanded 185 to 200% FPL		
				Male	Female	Total	Male	Female	Total
Employee	4,378	5,305	9,683	106	148	254	356	363	719
Spouse	757	2,333	3,090	21	52	73	67	190	257
Student	170	240	410	7	8	15	4	14	18
Dependent	55	59	114	0	2	2	55	59	114
Total	5,360	7,937	13,297	134	210	344	482	626	1,108

Race Breakdown of IP Members



IP Application Type Breakdown

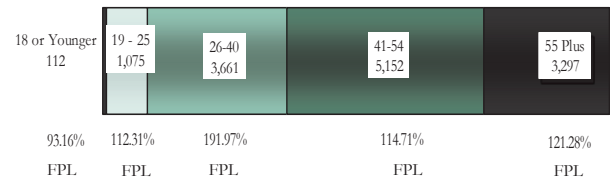


Hispanic 493

Race is self-reported by members at the time of enrollment. The multiple race members have selected two or more races. Hispanic is an ethnicity not a race. Hispanics can be of any race and are accounted for in a race category above.

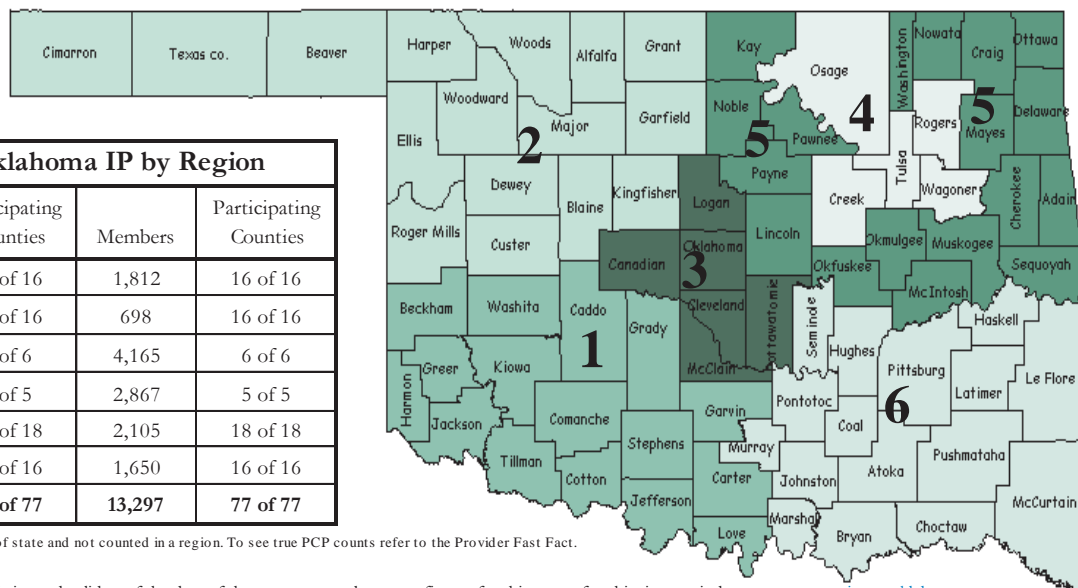
Unduplicated Counts	
IP Members SFY2013 (July 2012 - Current)	13,297
IP Members Since Program Inception March 2007	33,970
Miscellaneous	
Average IP Member Premium	\$62.52
Average Federal Poverty Level of IP Members	109.91%
Federal Poverty Level is used to determine income qualification.	

IP Age Breakdown with Average Federal Poverty Level for each group.



*Dependents effective 9/1/2010 doesn't show on graph being a small group at this time.

Insure Oklahoma/OEPIC Region Map



Insure Oklahoma IP by Region

	PCP	Participating Counties	Members	Participating Counties
Region 1	197	16 of 16	1,812	16 of 16
Region 2	105	15 of 16	698	16 of 16
Region 3	505	6 of 6	4,165	6 of 6
Region 4	370	5 of 5	2,867	5 of 5
Region 5	236	18 of 18	2,105	18 of 18
Region 6	214	16 of 16	1,650	16 of 16
Total	1,627	76 of 77	13,297	77 of 77

PCPs maybe counted in multiple regions or out of state and not counted in a region. To see true PCP counts refer to the Provider Fast Fact.

Data is compiled by Reporting and Statistics and valid as of the date of the report; any subsequent figures for this group for this time period may vary. www.insureoklahoma.org

This publication is authorized by the Oklahoma Health Care Authority in accordance with state and federal regulations. Cost of the printing was \$1.75 for 5 copies. A copy has been given to the Oklahoma Department of Libraries. OHCA is in compliance with the Title VI and Title VII of the 1964 Civil Rights Act and the Rehabilitation Act of 1973. This document can be viewed on OHCA's website www.okhca.org/research/data. The Oklahoma Health Care Authority does not discriminate on the basis of race, color, national origin, sex, religion, age or disability in employment or the provision of services.