

Employer Sponsored Insurance (ESI)

Fast Facts

December 2012



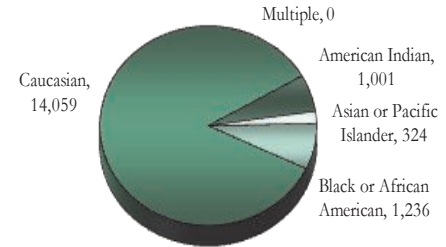
Business, insurance, state government and you
Working Together to
Insure Oklahoma!

The Insure Oklahoma Employer Sponsored Insurance program is designed to assist small business owners, employees and their dependents with health insurance premiums. Find out more information by visiting www.insureoklahoma.org.

Employer-Sponsored Insurance (ESI)

	Total Current Enrollment			Breakdown of Current Enrollment					
	Male	Female	Total	New Enrollment this Month			Expanded 185 to 200% FPL		
				Male	Female	Total	Male	Female	Total
Employee	6,479	6,907	13,386	202	259	461	845	654	1,499
Spouse	637	2,097	2,734	19	41	60	84	252	336
Student	44	74	118	1	1	2	12	10	22
Dependent	199	183	382	7	6	13	199	183	382
Total	7,359	9,261	16,620	229	307	536	1,140	1,099	2,239

Race Breakdown of ESI Members



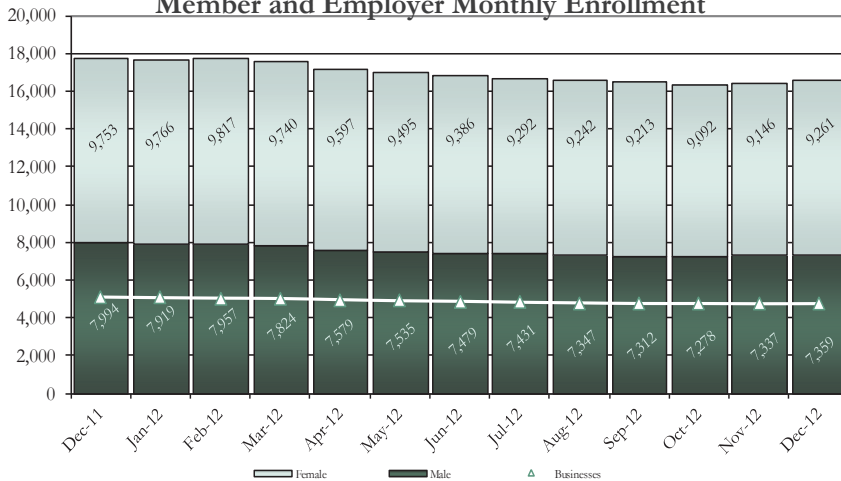
Hispanic 1,110

Race is self-reported by members at the time of enrollment. The multiple race members have selected two or more races. Hispanic is an ethnicity not a race. Hispanics can be of any race and are accounted for in a race category above.

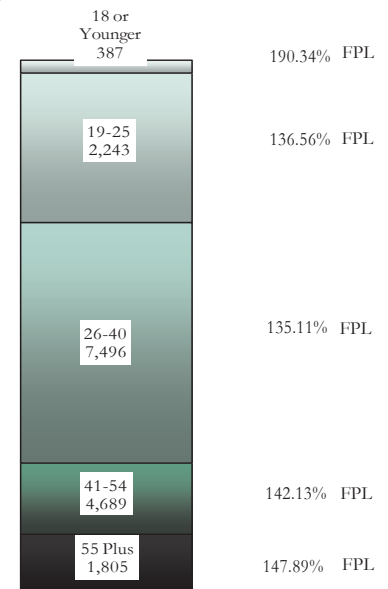
	Business Activity with Employee Participation Counts			
	0 to 25	26 to 50	51 to 100	Total
Current	4,391	250	103	4,744
New	41	2	4	47
Total	4,432	252	107	4,791

Some approved businesses may not have approved employees.

Member and Employer Monthly Enrollment




Age Breakdown with Average Federal Poverty Level of ESI Members



Federal Poverty Level is used to determine income qualification.

Average OHCA Premium Assistance Payments



Effective February 2007 OHCA Per Member Per Month reporting will be of the previous month due to semi-monthly payments verses monthly payments.

Insure Oklahoma ESI by Region		
	Employee/Spouse	Participating Counties
Region 1	544	2,082
Region 2	310	967
Region 3	1,481	4,618
Region 4	1,223	3,824
Region 5	786	3,352
Region 6	447	1,777
Total	4,791	16,620

Regions identified on Insure Oklahoma/OEPIC Region map on next page.

Data is compiled by Reporting and Statistics and valid as of the date of the report; any subsequent figures for this group for this time period may vary. www.insureoklahoma.org

This publication is authorized by the Oklahoma Health Care Authority in accordance with state and federal regulations. Cost of the printing was \$1.75 for 5 copies. A copy has been given to the Oklahoma Department of Libraries. OHCA is in compliance with the Title VI and Title VII of the 1964 Civil Rights Act and the Rehabilitation Act of 1973. This document can be viewed on OHCA's website www.okhca.org/research/data. The Oklahoma Health Care Authority does not discriminate on the basis of race, color, national origin, sex, religion, age or disability in employment or the provision of services.

Individual Plan (IP)

Fast Facts

December 2012



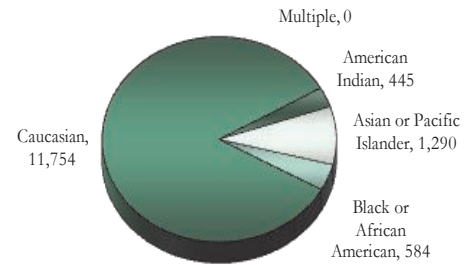
Business, insurance, state government and you Working Together to **Insure Oklahoma!**

The Insure Oklahoma Individual Plan program is designed to provide Oklahoma individuals with health insurance for themselves and their dependents if eligible. It is available to Oklahomans who are not qualified for an employer-sponsored health plan and work for an Oklahoma small business with 99 or fewer full time employees; temporarily unemployed adults who are eligible to receive unemployment benefits through the Oklahoman Employment Security Commission; or working adults with a disability who work for any size employer and have a "ticket to work". Find out more information by visiting www.insureoklahoma.org.

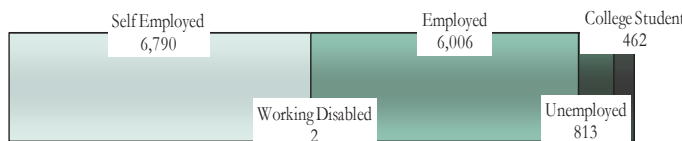
Individual Plan (IP)

	Total Current Enrollment			Breakdown of Current Enrollment					
	Male	Female	Total	New Enrollment this Month			Expanded 185 to 200% FPL		
				Male	Female	Total	Male	Female	Total
Employee	4,592	5,655	10,247	99	146	245	318	374	692
Spouse	780	2,448	3,228	20	51	71	62	190	252
Student	194	268	462	6	13	19	5	8	13
Dependent	62	74	136	0	2	2	62	74	136
Total	5,628	8,445	14,073	125	212	337	447	646	1,093

Race Breakdown of IP Members



IP Application Type Breakdown

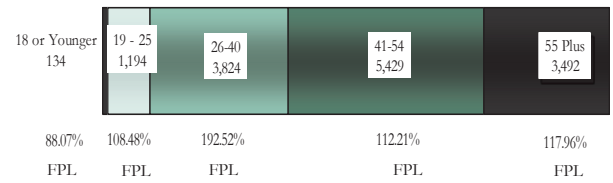


Hispanic 565

Race is self-reported by members at the time of enrollment. The multiple race members have selected two or more races. Hispanic is an ethnicity not a race. Hispanics can be of any race and are accounted for in a race category above.

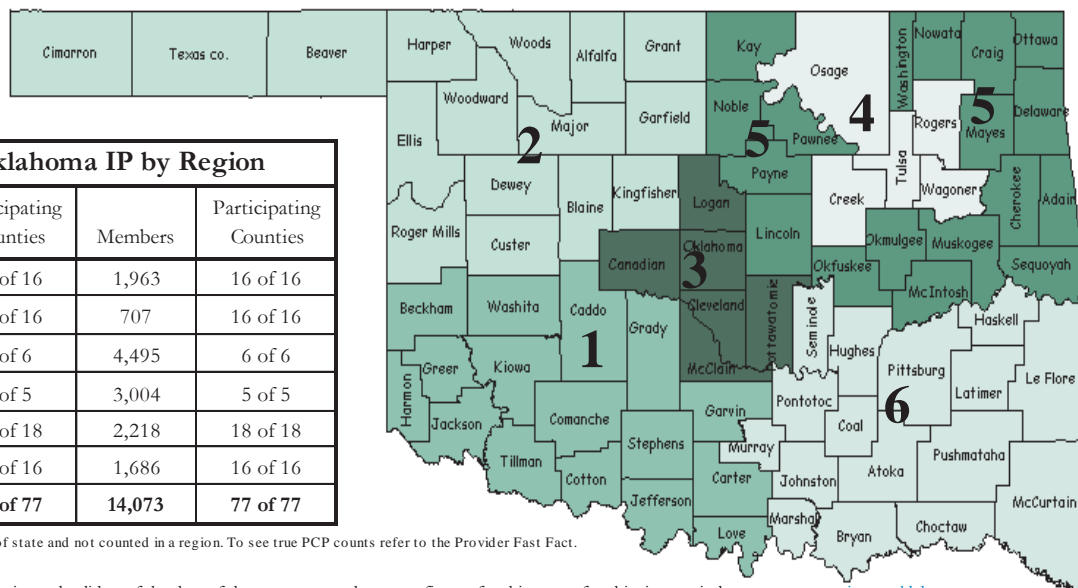
Unduplicated Counts	
IP Members SFY2013 (July 2012 - Current)	17,255
IP Members Since Program Inception March 2007	36,456
Miscellaneous	
Average IP Member Premium	\$62.14
Average Federal Poverty Level of IP Members	105.94%
Federal Poverty Level is used to determine income qualification.	

IP Age Breakdown with Average Federal Poverty Level for each group.



*Dependents effective 9/1/2010 doesn't show on graph being a small group at this time.

Insure Oklahoma/OEPIC Region Map



Insure Oklahoma IP by Region

	PCP	Participating Counties	Members	Participating Counties
Region 1	207	16 of 16	1,963	16 of 16
Region 2	109	15 of 16	707	16 of 16
Region 3	534	6 of 6	4,495	6 of 6
Region 4	395	5 of 5	3,004	5 of 5
Region 5	234	18 of 18	2,218	18 of 18
Region 6	226	16 of 16	1,686	16 of 16
Total	1,705	76 of 77	14,073	77 of 77

PCPs maybe counted in multiple regions or out of state and not counted in a region. To see true PCP counts refer to the Provider Fast Fact.

Data is compiled by Reporting and Statistics and valid as of the date of the report; any subsequent figures for this group for this time period may vary. www.insureoklahoma.org

This publication is authorized by the Oklahoma Health Care Authority in accordance with state and federal regulations. Cost of the printing was \$1.75 for 5 copies. A copy has been given to the Oklahoma Department of Libraries. OHCA is in compliance with the Title VI and Title VII of the 1964 Civil Rights Act and the Rehabilitation Act of 1973. This document can be viewed on OHCA's website www.okhca.org/research/data. The Oklahoma Health Care Authority does not discriminate on the basis of race, color, national origin, sex, religion, age or disability in employment or the provision of services.