

Employer Sponsored Insurance (ESI)

Fast Facts

July 2013



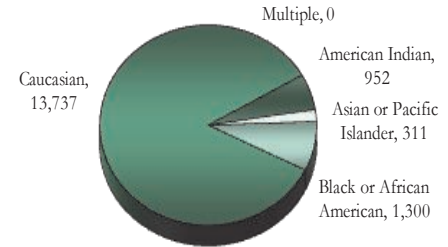
Business, insurance, state government and you
Working Together to
Insure Oklahoma!

The Insure Oklahoma Employer Sponsored Insurance program is designed to assist small business owners, employees and their dependents with health insurance premiums. Find out more information by visiting www.insureoklahoma.org.

Employer-Sponsored Insurance (ESI)

	Total Current Enrollment			Breakdown of Current Enrollment					
	Male	Female	Total	New Enrollment this Month			Expanded 185 to 200% FPL		
				Male	Female	Total	Male	Female	Total
Employee	6,275	6,967	13,242	185	247	432	767	632	1,399
Spouse	605	1,991	2,596	12	33	45	77	228	305
Student	36	74	110	0	1	1	7	10	17
Dependent	184	168	352	1	4	5	184	168	352
Total	7,100	9,200	16,300	198	285	483	1,035	1,038	2,073

Race Breakdown of ESI Members



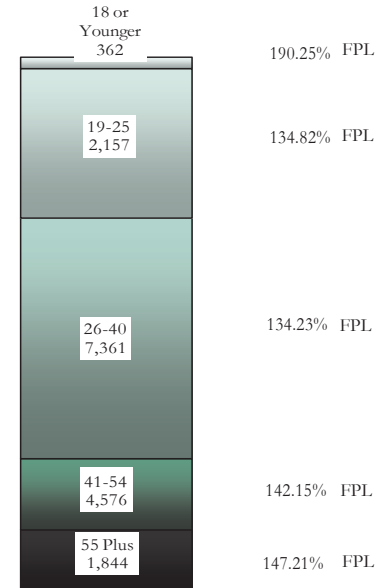
Hispanic 1,073

Race is self-reported by members at the time of enrollment. The multiple race members have selected two or more races. Hispanic is an ethnicity not a race. Hispanics can be of any race and are accounted for in a race category above.

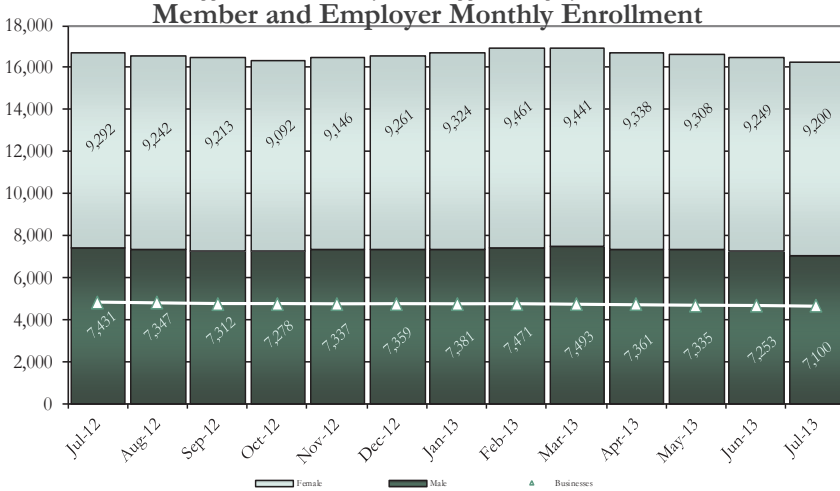
	Business Activity with Employee Participation Counts			
	0 to 25	26 to 50	51 to 100	Total
Current	4,295	218	109	4,622
New	32	4	2	38
Total	4,327	222	111	4,660

Some approved businesses may not have approved employees.

Age Breakdown with Average Federal Poverty Level of ESI Members




Federal Poverty Level is used to determine income qualification.



Member and Employer Monthly Enrollment

Average OHCA Premium Assistance Payments



Effective February 2007 OHCA Per Member Per Month reporting will be of the previous month due to semi-monthly payments verses monthly payments.

Insure Oklahoma ESI by Region		
Region	Employee/Spouse	Participating Counties
Region 1	541	2,078
Region 2	307	973
Region 3	1,434	4,525
Region 4	1,185	3,660
Region 5	767	3,323
Region 6	426	1,741
Total	4,660	16,300

Regions identified on Insure Oklahoma/OEPIC Region map on next page.

Data is compiled by Reporting and Statistics and valid as of the date of the report; any subsequent figures for this group for this time period may vary. www.insureoklahoma.org

This publication is authorized by the Oklahoma Health Care Authority in accordance with state and federal regulations. Cost of the printing was \$1.75 for 5 copies. A copy has been given to the Oklahoma Department of Libraries. OHCA is in compliance with the Title VI and Title VII of the 1964 Civil Rights Act and the Rehabilitation Act of 1973. This document can be viewed on OHCA's website www.okhca.org/research/data. The Oklahoma Health Care Authority does not discriminate on the basis of race, color, national origin, sex, religion, age or disability in employment or the provision of services.

Individual Plan (IP)

Fast Facts

July 2013



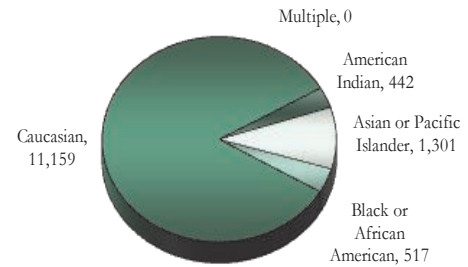
Business, insurance, state government and you Working Together to **Insure Oklahoma!**

The Insure Oklahoma Individual Plan program is designed to provide Oklahoma individuals with health insurance for themselves and their dependents if eligible. It is available to Oklahomans who are not qualified for an employer-sponsored health plan and work for an Oklahoma small business with 99 or fewer full time employees; temporarily unemployed adults who are eligible to receive unemployment benefits through the Oklahoman Employment Security Commission; or working adults with a disability who work for any size employer and have a "ticket to work". Find out more information by visiting www.insureoklahoma.org.

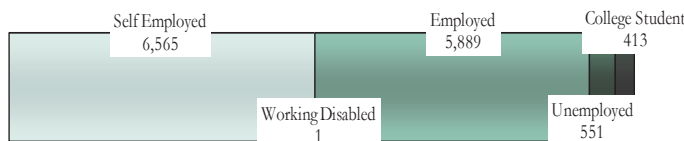
Individual Plan (IP)

	Total Current Enrollment			Breakdown of Current Enrollment					
	Male	Female	Total	New Enrollment this Month			Expanded 185 to 200% FPL		
				Male	Female	Total	Male	Female	Total
Employee	4,384	5,379	9,763	95	169	264	310	371	681
Spouse	754	2,348	3,102	26	35	61	49	185	234
Student	167	246	413	2	6	8	9	16	25
Dependent	59	82	141	3	1	4	59	82	141
Total	5,364	8,055	13,419	126	211	337	427	654	1,081

Race Breakdown of IP Members



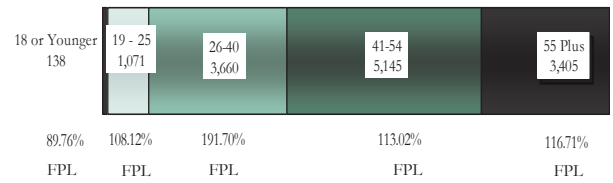
IP Application Type Breakdown



Hispanic 554

Race is self-reported by members at the time of enrollment. The multiple race members have selected two or more races. Hispanic is an ethnicity not a race. Hispanics can be of any race and are accounted for in a race category above.

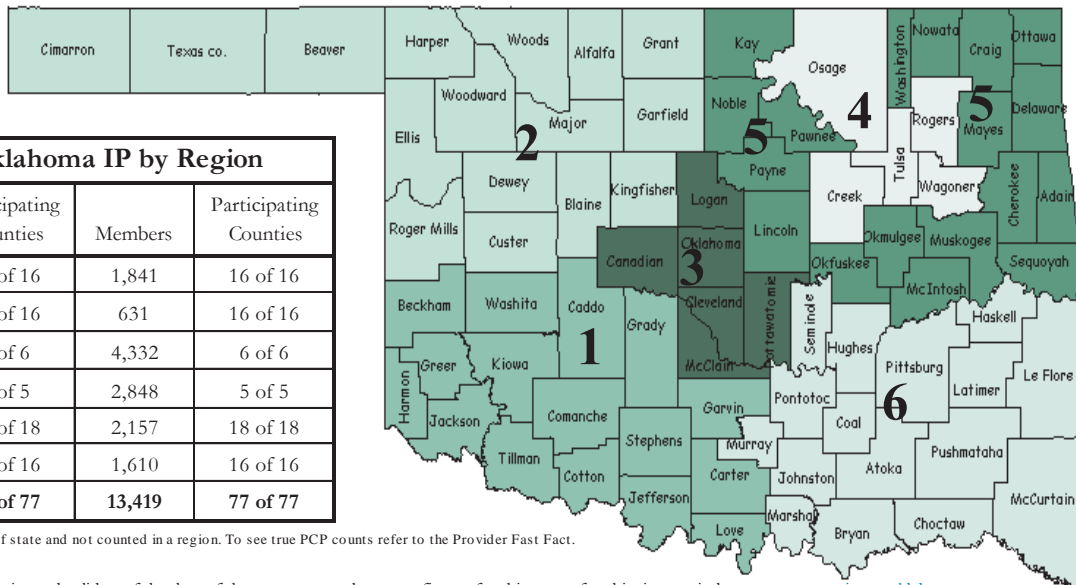
IP Age Breakdown with Average Federal Poverty Level for each group.



*Dependents effective 9/1/2010 doesn't show on graph being a small group at this time.

Unduplicated Counts	
IP Members SFY2014 (July 2013 - Current)	13,419
IP Members Since Program Inception March 2007	39,132
Miscellaneous	
Average IP Member Premium	\$62.35
Average Federal Poverty Level of IP Members	106.45%
Federal Poverty Level is used to determine income qualification.	

Insure Oklahoma/OEPIC Region Map



Insure Oklahoma IP by Region

	PCP	Participating Counties	Members	Participating Counties
Region 1	228	16 of 16	1,841	16 of 16
Region 2	112	15 of 16	631	16 of 16
Region 3	581	6 of 6	4,332	6 of 6
Region 4	447	5 of 5	2,848	5 of 5
Region 5	270	18 of 18	2,157	18 of 18
Region 6	241	16 of 16	1,610	16 of 16
Total	1,879	76 of 77	13,419	77 of 77

PCPs maybe counted in multiple regions or out of state and not counted in a region. To see true PCP counts refer to the Provider Fast Fact.

Data is compiled by Reporting and Statistics and valid as of the date of the report; any subsequent figures for this group for this time period may vary. www.insureoklahoma.org

This publication is authorized by the Oklahoma Health Care Authority in accordance with state and federal regulations. Cost of the printing was \$1.75 for 5 copies. A copy has been given to the Oklahoma Department of Libraries. OHCA is in compliance with the Title VI and Title VII of the 1964 Civil Rights Act and the Rehabilitation Act of 1973. This document can be viewed on OHCA's website www.okhca.org/research/data. The Oklahoma Health Care Authority does not discriminate on the basis of race, color, national origin, sex, religion, age or disability in employment or the provision of services.